

COST: \$6.00 (Including GST)


2015 GPS SWIMMING CHAMPIONSHIPS OFFICIAL PROGRAM

2ND CARNIVAL (10 Years & Under - 12 Years & Under)
Commencing at 9.30am

92ND CARNIVAL (13 Years & Under - Open)
Commencing at 3.00pm

Brisbane Aquatic Centre, Friday 6th March 2015

COMPETING SCHOOLS



IPSWICH GRAMMAR SCHOOL

Established 1863
RED and WHITE



BRISBANE GRAMMAR SCHOOL

Established 1867
LIGHT BLUE and DARK BLUE



GREGORY TERRACE

Established 1875
RED and BLACK



TOOWOOMBA GRAMMAR SCHOOL

Established 1875
BLUE and GOLD



NUDGEE COLLEGE

Established 1891
ROYAL BLUE and WHITE



THE SOUTHPORT SCHOOL

Established 1901
MAROON, NAVY BLUE and WHITE



BRISBANE BOYS' COLLEGE

Established 1902
GREEN, WHITE and BLACK



ANGLICAN CHURCH GRAMMAR SCHOOL

Established 1912
BLUE and GREY



BRISBANE STATE HIGH SCHOOL

Established 1921
CERISE and BLUE



WELCOME

This year we will be conducting two GPS Swimming Championship events on the one day. Two sessions will be held 10 Years & Under - 12 Years & Under in the morning and 13 Years & Under - Open in the afternoon.

The value of sport for the GPS Association rests in the fact that it “fosters a spirit of fellowship” amongst member schools. We assert that sound educational practice demands that students primarily engage in sport for fun, friendship and fitness and to learn discipline, commitment and fair play.

We wish all competitors well for their respective events.

CONTENTS

| | |
|---------------------|---|
| PAGE 1 | Welcome and Contents |
| PAGE 2 | Competitors Starting Instructions Exiting Procedure, Bus Pick Up Area Procedure |
| PAGE 3 - 4 | GPS Swimming Program (Order of Events) 10 Years & Under - 12 Years & Under |
| PAGE 5 - 13 | Program (Start List) 10 Years & Under - 12 Years & Under |
| PAGE 14 - 15 | Champion School Points Scoring Table 10 Years & Under - 12 Years & Under |
| PAGE 16 | Inaugural Record Holders - 10 Years & Under - 12 Years & Under |
| PAGE 17 - 20 | Inaugural GPS Swimming History of Results - Years 5 - 7 |
| Page 21 - 22 | GPS Swimming Program (Order of Events) 13 Years & Under - Open |
| PAGE 23 | GPS Swimming Record Holders - 13 Years & Under - Open |
| PAGE 24 - 32 | Program (Start List) - 13 Years & Under - Open |
| PAGE 33 | Champion School Points Scoring Table 13 Years & Under - Open |
| PAGE 34 | GPS Swimming Champion Schools - First Three Schools |
| PAGE 35 - 62 | GPS Swimming History of Results - 13 Years & Under - Open |
| PAGE 63 - 65 | Records of Old Events |
| PAGE 66 | Notes |
| PAGE 67 - 70 | GPS Premiers (Historical Records of other GPS Sports) |
| PAGE 71 - 73 | Fire and Emergency Evacuation Procedures |
| PAGE 74 | Map of Sleeman Sports Complex Parking Plan |
| PAGE 75 | Acknowledgements |
| PAGE 76 | Technical Officials |

COMPETITORS' STARTING INSTRUCTIONS

1. Consistent with the amended provisions of The Swimming Rules, the Starter will not necessarily brief competitors on his requirements before the Start.
2. The Referee will give a long, drawn out crescendo blast on the whistle to signal competitors to take up a position on their blocks, or, in the case of a Backstroke event, to come to their starting positions in the water.
3. Feet first entry to the pool will apply to all backstroke events.
4. When requested by the Check Starter, the competitors will move in a group onto the Pool-deck each to a position immediately behind his/her Lane Starting Block.
5. After the competitors have placed themselves behind their respective blocks, the announcer will make the appropriate introductions.
6. The Starter will give the precautionary command "Take your marks". Competitors will immediately take up their starting positions at the front of the starting block, or, in the case of a Backstroke event, their starting positions in the water, and REMAIN STATIONARY.
7. When all competitors are stationary the Starter will give the starting signal.
8. Competitors must finish in the lane in which they start. They will remain in the water in their lanes at the finish of the event until a signal is received from the Referee to leave the water.
9. The False Start Rules will be applied in this way:
 - (a) A swimmer who dives into the pool before ASSUMING AND HOLDING his starting position prior to the signal to start is liable to disqualification on the recommendation of the Starter and with the concurrence of the Referee.
 - (b) A swimmer who is told to 'stand up' and who then wilfully dives into the pool after the order is given would contravene the "wilfully disobeying an order" rule and consequently is liable to disqualification on the recommendation of the Starter and the concurrence of the Referee.
 - (c) A swimmer who overbalances and falls into the pool after being told to 'stand up' is not, however, in contravention of the "wilfully disobeying an order" ruling.

For 10 Years & Under -12 Years & Under

- In this meet, the Two Start Rule will apply.
- If the swimmer is showing intent to swim the stroke correctly, Referees will make every effort to avoid disqualifying swimmers. The referee will talk to the swimmer through the competition should a minor infringement occur.

For 13 Years & Under - Open

- In this meet, starts will be in accordance with the F.I.N.A. International Rules.
- THE ONE START RULE SHALL APPLY THROUGHOUT THE WHOLE OF THE MEET.
- Any relay team shall be disqualified from a race if a team member, other than the swimmer designated to swim that length, enters the water when the race is being conducted, before all swimmers of all teams have finished the race.

BARRACKING: Shortly before the commencement of each event a whistle will be blown to serve as a request to all supporters to refrain from making any noise until the *competitors have entered the water*.

EXITING PROCEDURE

We will do a staggered departure from the venue once the event is completed and this will be co-ordinated through announcements made over the PA by our Announcer. Exit will be via the Main Concourse.

The order will be from the Western Grandstand – Scoreboard end to Dive Pool end, followed by the Eastern Grandstand Scoreboard end to Dive Pool end.

1. BSHS 2. BGS 3. BBC 4. ACGS 5. TSS 6. GT 7. IGS 8. NC 9. TGS

Each school must ensure that at least 2 persons supervise students walking to the buses and with bus loading.

BUS PICK UP AREA PROCEDURE

A Bus Pick-Up Marshall [School Event Official] has been assigned to help with the orderly and safe departure of buses based upon the staggered exit order from the venue.

GPS SWIMMING PROGRAM

TIMING AND ORDER OF EVENTS 10 Years & Under - 12 Years & Under

| Event No | Time | Age Group | Stroke | Distance | Division |
|----------|---------|------------|--------------|----------|----------|
| 1 | 9:30am | 10 Yrs & U | Freestyle | 100m | 2 |
| 2 | 9:32am | 10 Yrs & U | Freestyle | 100m | 1 |
| 3 | 9:34am | 11 Yrs & U | Freestyle | 100m | 2 |
| 4 | 9:36am | 11 Yrs & U | Freestyle | 100m | 1 |
| 5 | 9:38am | 12 Yrs & U | Freestyle | 100m | 2 |
| 6 | 9:40am | 12 Yrs & U | Freestyle | 100m | 1 |
| 7 | 9:42am | 10 Yrs & U | Breaststroke | 50m | 4 |
| 8 | | 10 Yrs & U | Breaststroke | 50m | 3 |
| 9 | 9:45am | 10 Yrs & U | Breaststroke | 50m | 2 |
| 10 | | 10 Yrs & U | Breaststroke | 50m | 1 |
| 11 | 9:48am | 11 Yrs & U | Breaststroke | 50m | 4 |
| 12 | | 11 Yrs & U | Breaststroke | 50m | 3 |
| 13 | 9:51am | 11 Yrs & U | Breaststroke | 50m | 2 |
| 14 | | 11 Yrs & U | Breaststroke | 50m | 1 |
| 15 | 9:54am | 12 Yrs & U | Breaststroke | 50m | 4 |
| 16 | | 12 Yrs & U | Breaststroke | 50m | 3 |
| 17 | 9:57am | 12 Yrs & U | Breaststroke | 50m | 2 |
| 18 | | 12 Yrs & U | Breaststroke | 50m | 1 |
| 19 | 10:00am | 10 Yrs & U | Freestyle | 50m | 8 |
| 20 | | 10 Yrs & U | Freestyle | 50m | 7 |
| 21 | 10:03am | 10 Yrs & U | Freestyle | 50m | 6 |
| 22 | | 10 Yrs & U | Freestyle | 50m | 5 |
| 23 | 10:06am | 10 Yrs & U | Freestyle | 50m | 4 |
| 24 | | 10 Yrs & U | Freestyle | 50m | 3 |
| 25 | 10:09am | 10 Yrs & U | Freestyle | 50m | 2 |
| 26 | | 10 Yrs & U | Freestyle | 50m | 1 |
| 27 | 10:12am | 11 Yrs & U | Freestyle | 50m | 8 |
| 28 | | 11 Yrs & U | Freestyle | 50m | 7 |
| 29 | 10:15am | 11 Yrs & U | Freestyle | 50m | 6 |
| 30 | | 11 Yrs & U | Freestyle | 50m | 5 |
| 31 | 10:18am | 11 Yrs & U | Freestyle | 50m | 4 |
| 32 | | 11 Yrs & U | Freestyle | 50m | 3 |
| 33 | 10:21am | 11 Yrs & U | Freestyle | 50m | 2 |
| 34 | | 11 Yrs & U | Freestyle | 50m | 1 |
| 35 | 10:24am | 12 Yrs & U | Freestyle | 50m | 8 |
| 36 | | 12 Yrs & U | Freestyle | 50m | 7 |
| 37 | 10:27am | 12 Yrs & U | Freestyle | 50m | 6 |

GPS SWIMMING PROGRAM

TIMING AND ORDER OF EVENTS 10 Years & Under - 12 Years & Under

| Event No | Time | Age Group | Stroke | Distance | Division |
|----------|---------|------------------------------|-----------------|----------|----------|
| 38 | | 12 Yrs & U | Freestyle | 50m | 5 |
| 39 | 10:30am | 12 Yrs & U | Freestyle | 50m | 4 |
| 40 | | 12 Yrs & U | Freestyle | 50m | 3 |
| 41 | 10:33am | 12 Yrs & U | Freestyle | 50m | 2 |
| 42 | | 12 Yrs & U | Freestyle | 50m | 1 |
| 43 | 10:36am | 10 Yrs & U | Backstroke | 50m | 4 |
| 44 | | 10 Yrs & U | Backstroke | 50m | 3 |
| 45 | 10:39am | 10 Yrs & U | Backstroke | 50m | 2 |
| 46 | | 10 Yrs & U | Backstroke | 50m | 1 |
| 47 | 10:42am | 11 Yrs & U | Backstroke | 50m | 4 |
| 48 | | 11 Yrs & U | Backstroke | 50m | 3 |
| 49 | 10:45am | 11 Yrs & U | Backstroke | 50m | 2 |
| 50 | | 11 Yrs & U | Backstroke | 50m | 1 |
| 51 | 10:48am | 12 Yrs & U | Backstroke | 50m | 4 |
| 52 | | 12 Yrs & U | Backstroke | 50m | 3 |
| 53 | 10:51am | 12 Yrs & U | Backstroke | 50m | 2 |
| 54 | | 12 Yrs & U | Backstroke | 50m | 1 |
| 55 | 10:54am | 10 Yrs & U | Butterfly | 50m | 2 |
| 56 | | 10 Yrs & U | Butterfly | 50m | 1 |
| 57 | 10:57am | 11 Yrs & U | Butterfly | 50m | 2 |
| 58 | | 11 Yrs & U | Butterfly | 50m | 1 |
| 59 | 11:00am | 12 Yrs & U | Butterfly | 50m | 2 |
| 60 | | 12 Yrs & U | Butterfly | 50m | 1 |
| 61 | 11:03am | 10 Yrs & U | Freestyle Relay | 4 x 50m | 1 |
| 62 | 11:07am | 10 Yrs & U | Medley Relay | 4 x 50m | 1 |
| 63 | 11:11am | 11 Yrs & U | Freestyle Relay | 4 x 50m | 1 |
| 64 | 11:15am | 11 Yrs & U | Medley Relay | 4 x 50m | 1 |
| 65 | 11:19am | 12 Yrs & U | Freestyle Relay | 4 x 50m | 2 |
| 66 | 11:23am | 12 Yrs & U | Freestyle Relay | 4 x 50m | 1 |
| 67 | 11:27am | 12 Yrs & U | Medley Relay | 4 x 50m | 1 |
| | 11.45am | Presentation of the Trophies | | | |

NB: The Championships are to be conducted in one day in Sessions for age groupings [10Years & Under - 12 Years & Under] and [13 Years & Under - Open]. The eligibility criteria for Year 5 & 6 students is they cannot compete in Session 2 [13 Years & Under - Open], but Year 7's who meet the criteria to compete in the 12 Years & Under age group can compete in the [10Years & Under - 12 Years & Under] event. A Year 7 student may only compete in one Championship event.

GPS SWIMMING START LIST

10 Years & Under - 12 Years & Under

Event 1 Boys 10 & Under 100 LC Metre Freestyle Division 2

To start at 9.30am

| Lane | Name | Age | Team | Time |
|------|-------------|-----|------|-------|
| 2 | T M Francis | 10 | IGS | _____ |
| 3 | A Munro | 10 | ACGS | _____ |
| 4 | C Cartisano | 10 | TSS | _____ |
| 5 | W Siddle | 10 | GT | _____ |
| 6 | J Grills | 10 | BBC | _____ |
| 7 | N Michael | 10 | BGS | _____ |
| 8 | A S Romano | 10 | NC | _____ |
| 9 | H Andreas | 10 | TGS | _____ |

Event 2 Boys 10 & Under 100 LC Metre Freestyle Division 1

To start at 9.32am

| Lane | Name | Age | Team | Time |
|------|--------------|-----|------|-------|
| 2 | S C Moore | 10 | IGS | _____ |
| 3 | D O'Sullivan | 10 | ACGS | _____ |
| 4 | W B Marshall | 10 | TSS | _____ |
| 5 | W Joseph | 10 | GT | _____ |
| 6 | T Brentnall | 10 | BBC | _____ |
| 7 | H Nelson | 10 | BGS | _____ |
| 8 | J M Spiteri | 10 | NC | _____ |
| 9 | S Milner | 10 | TGS | _____ |

Event 3 Boys 11 & Under 100 LC Metre Freestyle Division 2

To start at 9.34am

| Lane | Name | Age | Team | Time |
|------|---------------|-----|------|-------|
| 2 | H H Osborne | 11 | IGS | _____ |
| 3 | B Stieper | 11 | ACGS | _____ |
| 4 | M S Kannemann | 11 | TSS | _____ |
| 5 | W Voltz | 11 | GT | _____ |
| 6 | L Mackie | 11 | BBC | _____ |
| 7 | D Weighthman | 11 | BGS | _____ |
| 8 | J J Nelson | 11 | NC | _____ |
| 9 | R Brown | 11 | TGS | _____ |

Event 4 Boys 11 & Under 100 LC Metre Freestyle Division 1

To start at 9.36am

| Lane | Name | Age | Team | Time |
|------|--------------|-----|------|-------|
| 2 | J J Williams | 11 | IGS | _____ |
| 3 | E Rehbein | 11 | ACGS | _____ |
| 4 | B Campbell | 11 | TSS | _____ |
| 5 | X Moloney | 11 | GT | _____ |
| 6 | J Douglas | 11 | BBC | _____ |
| 7 | S Powell | 11 | BGS | _____ |
| 8 | C D Cameron | 11 | NC | _____ |
| 9 | A Craig | 11 | TGS | _____ |

Event 5 Boys 12 & Under 100 LC Metre Freestyle Division 2

To start at 9.38am

| Lane | Name | Age | Team | Time |
|------|------------|-----|------|-------|
| 1 | B Lello | 12 | BSHS | _____ |
| 2 | M L Storer | 12 | IGS | _____ |
| 3 | K Taylor | 12 | ACGS | _____ |
| 4 | G R Pauga | 12 | TSS | _____ |
| 5 | T Siao | 12 | GT | _____ |
| 6 | K Jennison | 12 | BBC | _____ |
| 7 | B Gibbons | 12 | BGS | _____ |
| 8 | J M Meyer | 12 | NC | _____ |
| 9 | C Schoorl | 12 | TGS | _____ |

Event 6 Boys 12 & Under 100 LC Metre Freestyle Division 1

To start at 9.40am

| Lane | Name | Age | Team | Time |
|------|---------------|-----|------|-------|
| 1 | C Eade | 12 | BSHS | _____ |
| 2 | S X Carvolth | 12 | IGS | _____ |
| 3 | J Boreham | 12 | ACGS | _____ |
| 4 | N O Robinson | 12 | TSS | _____ |
| 5 | W Bradley | 12 | GT | _____ |
| 6 | P Traynor | 12 | BBC | _____ |
| 7 | F Boorer | 12 | BGS | _____ |
| 8 | W J Templeton | 12 | NC | _____ |
| 9 | B Reilly | 12 | TGS | _____ |

Event 7 Boys 10 & Under 50 LC Metre Breaststroke Division 4

To start at 9.42am

| Lane | Name | Age | Team | Time |
|------|---------------|-----|------|-------|
| 2 | E G Cameron | 10 | IGS | _____ |
| 3 | W Collingwood | 10 | ACGS | _____ |
| 4 | H J Gray | 10 | TSS | _____ |
| 5 | W Siddle | 10 | GT | _____ |
| 6 | J Gilroy | 10 | BBC | _____ |
| 7 | S Konovalenko | 10 | BGS | _____ |
| 8 | B j Giorgas | 10 | NC | _____ |
| 9 | M Bussing | 10 | TGS | _____ |

Event 8 Boys 10 & Under 50 LC Metre Breaststroke Division 3

| Lane | Name | Age | Team | Time |
|------|-------------|-----|------|-------|
| 2 | S C Moore | 10 | IGS | _____ |
| 3 | C Harding | 10 | ACGS | _____ |
| 4 | C Cartisano | 10 | TSS | _____ |
| 5 | W Joseph | 10 | GT | _____ |
| 6 | M Deighton | 10 | BBC | _____ |
| 7 | H Nelson | 10 | BGS | _____ |
| 8 | S P Aggs | 10 | NC | _____ |
| 9 | R Crooke | 10 | TGS | _____ |

GPS SWIMMING START LIST

10 Years & Under - 12 Years & Under

Event 9 Boys 10 & Under 50 LC Metre Breaststroke Division 2

To start at 9.45am

| Lane | Name | Age | Team | Time |
|------|--------------|-----|------|-------|
| 2 | T Brown | 10 | IGS | _____ |
| 3 | D O'Sullivan | 10 | ACGS | _____ |
| 4 | Z W Howard | 10 | TSS | _____ |
| 5 | F Griffin | 10 | GT | _____ |
| 6 | N Marshall | 10 | BBC | _____ |
| 7 | N Michael | 10 | BGS | _____ |
| 8 | E W Burton | 10 | NC | _____ |
| 9 | H Andreas | 10 | TGS | _____ |

Event 10 Boys 10 & Under 50 LC Metre Breaststroke Division 1

| Lane | Name | Age | Team | Time |
|------|--------------|-----|------|-------|
| 2 | T M Francis | 10 | IGS | _____ |
| 3 | M Kelley | 10 | ACGS | _____ |
| 4 | W B Marshall | 10 | TSS | _____ |
| 5 | W Tacey | 10 | GT | _____ |
| 6 | T Brentnall | 10 | BBC | _____ |
| 7 | B Wang | 10 | BGS | _____ |
| 8 | M A Carlow | 10 | NC | _____ |
| 9 | S Milner | 10 | TGS | _____ |

Event 11 Boys 11 & Under 50 LC Metre Breaststroke Division 4

To start at 9.48am

| Lane | Name | Age | Team | Time |
|------|------------------|-----|------|-------|
| 2 | D B McKelvie | 11 | IGS | _____ |
| 3 | M Bond | 11 | ACGS | _____ |
| 4 | L E Free | 11 | TSS | _____ |
| 5 | F Marshall | 11 | GT | _____ |
| 6 | L De Stefani | 11 | BBC | _____ |
| 7 | C Stoneley | 11 | BGS | _____ |
| 8 | M E Morrow-Woods | 11 | NC | _____ |
| 9 | R Teahan | 11 | TGS | _____ |

Event 12 Boys 11 & Under 50 LC Metre Breaststroke Division 3

| Lane | Name | Age | Team | Time |
|------|-----------------|-----|------|-------|
| 2 | L J Gale | 11 | IGS | _____ |
| 3 | W Mitchell | 11 | ACGS | _____ |
| 4 | M S Kannemann | 11 | TSS | _____ |
| 5 | W Voltz | 11 | GT | _____ |
| 6 | J Moore | 11 | BBC | _____ |
| 7 | L Mackay | 11 | BGS | _____ |
| 8 | M J Chippendale | 11 | NC | _____ |
| 9 | R Brown | 11 | TGS | _____ |

Event 13 Boys 11 & Under 50 LC Metre Breaststroke Division 2

To start at 9.51am

| Lane | Name | Age | Team | Time |
|------|---------------|-----|------|-------|
| 2 | K A MacKinney | 11 | IGS | _____ |
| 3 | B Stieper | 11 | ACGS | _____ |
| 4 | W J Ell | 11 | TSS | _____ |
| 5 | W Beasley | 11 | GT | _____ |
| 6 | T Hedges | 11 | BBC | _____ |
| 7 | A Walther | 11 | BGS | _____ |
| 8 | P C Dallimore | 11 | NC | _____ |
| 9 | M Crook | 11 | TGS | _____ |

Event 14 Boys 11 & Under 50 LC Metre Breaststroke Division 1

| Lane | Name | Age | Team | Time |
|------|--------------|-----|------|-------|
| 2 | J J Williams | 11 | IGS | _____ |
| 3 | E Rehbein | 11 | ACGS | _____ |
| 4 | B Campbell | 11 | TSS | _____ |
| 5 | X Moloney | 11 | GT | _____ |
| 6 | J Bellette | 11 | BBC | _____ |
| 7 | S Powell | 11 | BGS | _____ |
| 8 | R J Zelensky | 11 | NC | _____ |
| 9 | A Craig | 11 | TGS | _____ |

Event 15 Boys 12 & Under 50 LC Metre Breaststroke Division 4

To start at 9.54am

| Lane | Name | Age | Team | Time |
|------|----------------|-----|------|-------|
| 1 | O Dann | 12 | BSHS | _____ |
| 2 | M L Storer | 12 | IGS | _____ |
| 3 | L Brackenrig | 12 | ACGS | _____ |
| 4 | N N Phillips | 12 | TSS | _____ |
| 5 | O Nash | 12 | GT | _____ |
| 6 | H Doe | 12 | BBC | _____ |
| 7 | G Rimmington | 12 | BGS | _____ |
| 8 | C J Washington | 12 | NC | _____ |
| 9 | D Jakins | 12 | TGS | _____ |

Event 16 Boys 12 & Under 50 LC Metre Breaststroke Division 3

| Lane | Name | Age | Team | Time |
|------|------------------|-----|------|-------|
| 1 | J Brown | 12 | BSHS | _____ |
| 2 | J L Partrige | 12 | IGS | _____ |
| 3 | E Liew | 12 | ACGS | _____ |
| 4 | G R Puga | 12 | TSS | _____ |
| 5 | T Budden | 12 | GT | _____ |
| 6 | C Beard | 12 | BBC | _____ |
| 7 | B Du | 12 | BGS | _____ |
| 8 | B C Simmons-Emms | 12 | NC | _____ |
| 9 | A Campbell | 12 | TGS | _____ |

GPS SWIMMING START LIST

10 Years & Under - 12 Years & Under

Event 17 Boys 12 & Under 50 LC Metre Breaststroke Division 2

To start at 9.57am

| Lane | Name | Age | Team | Time |
|------|-------------|-----|------|-------|
| 1 | C Eade | 12 | BSHS | _____ |
| 2 | E T Horsey | 12 | IGS | _____ |
| 3 | K Taylor | 12 | ACGS | _____ |
| 4 | R G Collier | 12 | TSS | _____ |
| 5 | T Siao | 12 | GT | _____ |
| 6 | H Ayres | 12 | BBC | _____ |
| 7 | W Staib | 12 | BGS | _____ |
| 8 | F Noble | 12 | NC | _____ |
| 9 | B Reilly | 12 | TGS | _____ |

Event 18 Boys 12 & Under 50 LC Metre Breaststroke Division 1

| Lane | Name | Age | Team | Time |
|------|--------------|-----|------|-------|
| 2 | S X Carvolth | 12 | IGS | _____ |
| 3 | J Boreham | 12 | ACGS | _____ |
| 4 | J F Ware | 13 | TSS | _____ |
| 5 | A Esler | 12 | GT | _____ |
| 6 | P Traynor | 12 | BBC | _____ |
| 7 | H Goodwin | 12 | BGS | _____ |
| 8 | R D Granger | 12 | NC | _____ |
| 9 | C Schoorl | 12 | TGS | _____ |

Event 19 Boys 10 & Under 50 LC Metre Freestyle Division 8

To start at 10.00am

| Lane | Name | Age | Team | Time |
|------|-------------------|-----|------|-------|
| 3 | W Collingwood | 10 | ACGS | _____ |
| 4 | J L Sa | 10 | TSS | _____ |
| 5 | W Tacey | 10 | GT | _____ |
| 6 | M Deighton | 10 | BBC | _____ |
| 7 | E Sommerville | 10 | BGS | _____ |
| 8 | A X Ryan-Da Cunha | 10 | NC | _____ |
| 9 | R Murphy | 10 | TGS | _____ |

Event 20 Boys 10 & Under 50 LC Metre Freestyle Division 7

| Lane | Name | Age | Team | Time |
|------|----------------|-----|------|-------|
| 3 | H Swindle | 10 | ACGS | _____ |
| 4 | K D Gemberi | 10 | TSS | _____ |
| 5 | J Kerr | 10 | GT | _____ |
| 6 | E Kelly | 10 | BBC | _____ |
| 7 | Z McCorquodale | 10 | BGS | _____ |
| 8 | J J Ford | 10 | NC | _____ |
| 9 | A Wiggins | 10 | TGS | _____ |

Event 21 Boys 10 & Under 50 LC Metre Freestyle Division 6

To start at 10.03am

| Lane | Name | Age | Team | Time |
|------|------------------|-----|------|-------|
| 3 | C Austin | 10 | ACGS | _____ |
| 4 | L J Rowles | 10 | TSS | _____ |
| 5 | F Griffin | 10 | GT | _____ |
| 6 | T Doe | 10 | BBC | _____ |
| 7 | F Marinez-Briggs | 10 | BGS | _____ |
| 8 | B j Giorgas | 10 | NC | _____ |
| 9 | F Brannelly | 10 | TGS | _____ |

Event 22 Boys 10 & Under 50 LC Metre Freestyle Division 5

| Lane | Name | Age | Team | Time |
|------|-------------|-----|------|-------|
| 3 | A Munro | 10 | ACGS | _____ |
| 4 | C J Veivers | 10 | TSS | _____ |
| 5 | R Harris | 10 | GT | _____ |
| 6 | S Bell | 10 | BBC | _____ |
| 7 | T Logan | 10 | BGS | _____ |
| 8 | W J Howard | 10 | NC | _____ |
| 9 | Z Tosh | 10 | TGS | _____ |

Event 23 Boys 10 & Under 50 LC Metre Freestyle Division 4

To start at 10.06am

| Lane | Name | Age | Team | Time |
|------|-------------|-----|------|-------|
| 2 | E G Cameron | 10 | IGS | _____ |
| 3 | A Kerr | 10 | ACGS | _____ |
| 4 | L J Whelan | 10 | TSS | _____ |
| 5 | H Gallagher | 10 | GT | _____ |
| 6 | P Turnbull | 10 | BBC | _____ |
| 7 | J Swart | 10 | BGS | _____ |
| 8 | M A Carlow | 10 | NC | _____ |
| 9 | M Bussing | 10 | TGS | _____ |

Event 24 Boys 10 & Under 50 LC Metre Freestyle Division 3

| Lane | Name | Age | Team | Time |
|------|------------|-----|------|-------|
| 2 | S C Moore | 10 | IGS | _____ |
| 3 | A Ridgway | 10 | ACGS | _____ |
| 4 | Z W Howard | 10 | TSS | _____ |
| 5 | W Siddle | 10 | GT | _____ |
| 6 | H Harp | 10 | BBC | _____ |
| 7 | H Nelson | 10 | BGS | _____ |
| 8 | A S Romano | 10 | NC | _____ |
| 9 | H Andreas | 10 | TGS | _____ |

Event 25 Boys 10 & Under 50 LC Metre Freestyle Division 2

To start at 10.09am

| Lane | Name | Age | Team | Time |
|------|-------------|-----|------|-------|
| 2 | T M Francis | 10 | IGS | _____ |
| 3 | M Kelley | 10 | ACGS | _____ |
| 4 | C Cartisano | 10 | TSS | _____ |
| 5 | G Platt | 10 | GT | _____ |
| 6 | J Grills | 10 | BBC | _____ |
| 7 | B Wang | 10 | BGS | _____ |
| 8 | J M Spiteri | 10 | NC | _____ |
| 9 | N Beasley | 10 | TGS | _____ |

GPS SWIMMING START LIST

10 Years & Under - 12 Years & Under

Event 26 Boys 10 & Under 50 LC Metre Freestyle Division 1

| Lane | Name | Age | Team | Time |
|------|--------------|-----|------|-------|
| 2 | T Brown | 10 | IGS | _____ |
| 3 | D O'Sullivan | 10 | ACGS | _____ |
| 4 | W B Marshall | 10 | TSS | _____ |
| 5 | W Joseph | 10 | GT | _____ |
| 6 | T Brentnall | 10 | BBC | _____ |
| 7 | N Michael | 10 | BGS | _____ |
| 8 | E W Burton | 10 | NC | _____ |
| 9 | S Milner | 10 | TGS | _____ |

Event 27 Boys 11 & Under 50 LC Metre Freestyle Division 8

To start at 10.12am

| Lane | Name | Age | Team | Time |
|------|-------------------|-----|------|-------|
| 2 | T C Hurd | 11 | IGS | _____ |
| 3 | H Price | 11 | ACGS | _____ |
| 4 | M S Branch | 11 | TSS | _____ |
| 5 | J Snell | 11 | GT | _____ |
| 6 | H Seiler | 11 | BBC | _____ |
| 7 | J Spencer | 11 | BGS | _____ |
| 8 | G A Schostakowski | 11 | NC | _____ |
| 9 | N Beci | 11 | TGS | _____ |

Event 28 Boys 11 & Under 50 LC Metre Freestyle Division 7

| Lane | Name | Age | Team | Time |
|------|---------------|-----|------|-------|
| 2 | K A MacKinney | 11 | IGS | _____ |
| 3 | A Davis | 11 | ACGS | _____ |
| 4 | R S Kennedy | 11 | TSS | _____ |
| 5 | F Marshall | 11 | GT | _____ |
| 6 | D Herrington | 11 | BBC | _____ |
| 7 | J Thynne | 11 | BGS | _____ |
| 8 | P C Dallimore | 11 | NC | _____ |
| 9 | S Raccanello | 11 | TGS | _____ |

Event 29 Boys 11 & Under 50 LC Metre Freestyle Division 6

To start at 10.15am

| Lane | Name | Age | Team | Time |
|------|------------------|-----|------|-------|
| 2 | K M Harrison | 11 | IGS | _____ |
| 3 | T Raspotnik | 11 | ACGS | _____ |
| 4 | S J Wolfenden | 11 | TSS | _____ |
| 5 | A Baynton | 11 | GT | _____ |
| 6 | S Taylor | 11 | BBC | _____ |
| 7 | G Sayer | 11 | BGS | _____ |
| 8 | M E Morrow-Woods | 11 | NC | _____ |
| 9 | H Kenny | 11 | TGS | _____ |

Event 30 Boys 11 & Under 50 LC Metre Freestyle Division 5

| Lane | Name | Age | Team | Time |
|------|--------------|-----|------|-------|
| 2 | C J Baxter | 11 | IGS | _____ |
| 3 | W Rylance | 11 | ACGS | _____ |
| 4 | W J Ell | 11 | TSS | _____ |
| 5 | J Liddy | 11 | GT | _____ |
| 6 | L De Stefani | 11 | BBC | _____ |
| 7 | A Walther | 11 | BGS | _____ |
| 8 | C J Wallace | 11 | NC | _____ |
| 9 | H Tzannes | 11 | TGS | _____ |

Event 31 Boys 11 & Under 50 LC Metre Freestyle Division 4

To start at 10.18am

| Lane | Name | Age | Team | Time |
|------|-----------------|-----|------|-------|
| 2 | L J Gale | 11 | IGS | _____ |
| 3 | A Kirk | 11 | ACGS | _____ |
| 4 | Z A Crain | 11 | TSS | _____ |
| 5 | W Beasley | 11 | GT | _____ |
| 6 | M Slattery | 11 | BBC | _____ |
| 7 | C Stoneley | 11 | BGS | _____ |
| 8 | M J Chippendale | 11 | NC | _____ |
| 9 | A Mohr | 11 | TGS | _____ |

Event 32 Boys 11 & Under 50 LC Metre Freestyle Division 3

| Lane | Name | Age | Team | Time |
|------|---------------|-----|------|-------|
| 2 | H H Osborne | 11 | IGS | _____ |
| 3 | M Mortess | 11 | ACGS | _____ |
| 4 | M S Kannemann | 11 | TSS | _____ |
| 5 | H Lane | 11 | GT | _____ |
| 6 | J Douglas | 11 | BBC | _____ |
| 7 | D Weighman | 11 | BGS | _____ |
| 8 | R J Zelensky | 11 | NC | _____ |
| 9 | M Crook | 11 | TGS | _____ |

Event 33 Boys 11 & Under 50 LC Metre Freestyle Division 2

To start at 10.21am

| Lane | Name | Age | Team | Time |
|------|--------------|-----|------|-------|
| 2 | D B McKelvie | 11 | IGS | _____ |
| 3 | B Stieper | 11 | ACGS | _____ |
| 4 | W O Thilwind | 11 | TSS | _____ |
| 5 | W Voltz | 11 | GT | _____ |
| 6 | C Mills | 11 | BBC | _____ |
| 7 | L Mackay | 11 | BGS | _____ |
| 8 | J J Nelson | 11 | NC | _____ |
| 9 | R Brown | 11 | TGS | _____ |

Event 34 Boys 11 & Under 50 LC Metre Freestyle Division 1

| Lane | Name | Age | Team | Time |
|------|--------------|-----|------|-------|
| 2 | J J Williams | 11 | IGS | _____ |
| 3 | E Rehbein | 11 | ACGS | _____ |
| 4 | B Campbell | 11 | TSS | _____ |
| 5 | X Moloney | 11 | GT | _____ |
| 6 | T Hartley | 11 | BBC | _____ |
| 7 | S Powell | 11 | BGS | _____ |
| 8 | C D Cameron | 11 | NC | _____ |
| 9 | A Craig | 11 | TGS | _____ |

Event 35 Boys 12 & Under 50 LC Metre Freestyle Division 8

To start at 10.24am

| Lane | Name | Age | Team | Time |
|------|------------|-----|------|-------|
| 1 | D Fraser | 12 | BSHS | _____ |
| 2 | S J Dutton | 12 | IGS | _____ |
| 4 | N A Baltus | 12 | TSS | _____ |
| 6 | M Stockton | 12 | BBC | _____ |
| 7 | C Winter | 12 | BGS | _____ |
| 8 | F Noble | 12 | NC | _____ |
| 9 | O Schubert | 12 | TGS | _____ |

PROGRAM CORRECT AT TIME OF PRINTING

GPS SWIMMING START LIST

10 Years & Under - 12 Years & Under

Event 36 Boys 12 & Under 50 LC Metre Freestyle Division 7

| Lane | Name | Age | Team | Time |
|------|----------------|-----|------|-------|
| 1 | M Searle | 12 | BSHS | _____ |
| 2 | R P Phillips | 12 | IGS | _____ |
| 3 | E Liew | 12 | ACGS | _____ |
| 4 | Z H Rossiter | 12 | TSS | _____ |
| 5 | J Sullivan | 12 | GT | _____ |
| 6 | H Doe | 12 | BBC | _____ |
| 7 | W Simpson | 12 | BGS | _____ |
| 8 | W P Cartwright | 12 | NC | _____ |
| 9 | R Gill | 12 | TGS | _____ |

Event 37 Boys 12 & Under 50 LC Metre Freestyle Division 6

To start at 10.27am

| Lane | Name | Age | Team | Time |
|------|----------------|-----|------|-------|
| 1 | N Gan | 12 | BSHS | _____ |
| 2 | C A Jenner | 12 | IGS | _____ |
| 3 | C Hall | 12 | ACGS | _____ |
| 4 | N N Phillips | 12 | TSS | _____ |
| 5 | G Esler | 12 | GT | _____ |
| 6 | M Nahrung | 12 | BBC | _____ |
| 7 | J Ware | 12 | BGS | _____ |
| 8 | C J Washington | 12 | NC | _____ |
| 9 | D Jakins | 12 | TGS | _____ |

Event 38 Boys 12 & Under 50 LC Metre Freestyle Division 5

| Lane | Name | Age | Team | Time |
|------|------------------|-----|------|-------|
| 1 | O Dann | 12 | BSHS | _____ |
| 2 | E T Horsey | 12 | IGS | _____ |
| 3 | J MacPherson | 12 | ACGS | _____ |
| 4 | J C Ransby | 12 | TSS | _____ |
| 5 | T Budden | 12 | GT | _____ |
| 6 | R Daniskevicius | 12 | BBC | _____ |
| 7 | H Logan | 12 | BGS | _____ |
| 8 | B C Simmons-Emms | 12 | NC | _____ |
| 9 | A Campbell | 12 | TGS | _____ |

Event 39 Boys 12 & Under 50 LC Metre Freestyle Division 4

To start at 10.30am

| Lane | Name | Age | Team | Time |
|------|----------------|-----|------|-------|
| 1 | J Brown | 12 | BSHS | _____ |
| 2 | J L Partridge | 12 | IGS | _____ |
| 3 | A Williams | 12 | ACGS | _____ |
| 4 | T A Schwerkolt | 12 | TSS | _____ |
| 5 | W Bradley | 12 | GT | _____ |
| 6 | H Ayres | 12 | BBC | _____ |
| 7 | D Chiang | 12 | BGS | _____ |
| 8 | J M Meyer | 12 | NC | _____ |
| 9 | G Tighe | 12 | TGS | _____ |

Event 40 Boys 12 & Under 50 LC Metre Freestyle Division 3

| Lane | Name | Age | Team | Time |
|------|---------------|-----|------|-------|
| 1 | A Wilson | 12 | BSHS | _____ |
| 2 | T M Cahill | 12 | IGS | _____ |
| 3 | L Brackenrig | 12 | ACGS | _____ |
| 4 | J B Donovan | 12 | TSS | _____ |
| 5 | N Langford | 12 | GT | _____ |
| 6 | C Beard | 12 | BBC | _____ |
| 7 | W Staib | 12 | BGS | _____ |
| 8 | W J Templeton | 12 | NC | _____ |
| 9 | J Dann | 12 | TGS | _____ |

Event 41 Boys 12 & Under 50 LC Metre Freestyle Division 2

To start at 10.33am

| Lane | Name | Age | Team | Time |
|------|--------------|-----|------|-------|
| 1 | C Eade | 12 | BSHS | _____ |
| 2 | M L Storer | 12 | IGS | _____ |
| 3 | J Boreham | 12 | ACGS | _____ |
| 4 | N O Robinson | 12 | TSS | _____ |
| 5 | A Esler | 12 | GT | _____ |
| 6 | K Jennison | 12 | BBC | _____ |
| 7 | F Boorer | 12 | BGS | _____ |
| 8 | T R O'Keefe | 12 | NC | _____ |
| 9 | C Schoorl | 12 | TGS | _____ |

Event 42 Boys 12 & Under 50 LC Metre Freestyle Division 1

| Lane | Name | Age | Team | Time |
|------|--------------|-----|------|-------|
| 1 | B Lello | 12 | BSHS | _____ |
| 2 | S X Carvolth | 12 | IGS | _____ |
| 3 | K Taylor | 12 | ACGS | _____ |
| 4 | G R Pauga | 12 | TSS | _____ |
| 5 | T Siao | 12 | GT | _____ |
| 6 | P Traynor | 12 | BBC | _____ |
| 7 | B Gibbons | 12 | BGS | _____ |
| 8 | R D Granger | 12 | NC | _____ |
| 9 | B Reilly | 12 | TGS | _____ |

Event 43 Boys 10 & Under 50 LC Metre Backstroke Division 4

To start at 10.36am

| Lane | Name | Age | Team | Time |
|------|-------------|-----|------|-------|
| 2 | E G Cameron | 10 | IGS | _____ |
| 3 | L Yakas | 10 | ACGS | _____ |
| 4 | L J Whelan | 10 | TSS | _____ |
| 5 | W Tacey | 10 | GT | _____ |
| 6 | N Marshall | 10 | BBC | _____ |
| 7 | T Logan | 10 | BGS | _____ |
| 8 | W J Howard | 10 | NC | _____ |
| 9 | H Andreas | 10 | TGS | _____ |

GPS SWIMMING START LIST

10 Years & Under - 12 Years & Under

Event 44 Boys 10 & Under 50 LC Metre Backstroke Division 3

| Lane | Name | Age | Team | Time |
|------|-------------|-----|------|-------|
| 2 | T M Francis | 10 | IGS | _____ |
| 3 | A Ridgway | 10 | ACGS | _____ |
| 4 | Z W Howard | 10 | TSS | _____ |
| 5 | G Platt | 10 | GT | _____ |
| 6 | P Turnbull | 10 | BBC | _____ |
| 7 | B Wang | 10 | BGS | _____ |
| 8 | S P Aggs | 10 | NC | _____ |
| 9 | M Bussing | 10 | TGS | _____ |

Event 45 Boys 10 & Under 50 LC Metre Backstroke Division 2

To start at 10.39am

| Lane | Name | Age | Team | Time |
|------|---------------|-----|------|-------|
| 2 | T Brown | 10 | IGS | _____ |
| 3 | A Munro | 10 | ACGS | _____ |
| 4 | W B Marshall | 10 | TSS | _____ |
| 5 | W Siddle | 10 | GT | _____ |
| 6 | O Meyer | 10 | BBC | _____ |
| 7 | E Sommerville | 10 | BGS | _____ |
| 8 | E W Burton | 10 | NC | _____ |
| 9 | Z Tosh | 10 | TGS | _____ |

Event 46 Boys 10 & Under 50 LC Metre Backstroke Division 1

| Lane | Name | Age | Team | Time |
|------|------------------|-----|------|-------|
| 2 | S C Moore | 10 | IGS | _____ |
| 3 | D O'Sullivan | 10 | ACGS | _____ |
| 4 | C Cartisano | 10 | TSS | _____ |
| 5 | W Joseph | 10 | GT | _____ |
| 6 | T Brentnall | 10 | BBC | _____ |
| 7 | F Marinez-Briggs | 10 | BGS | _____ |
| 8 | A S Romano | 10 | NC | _____ |
| 9 | S Milner | 10 | TGS | _____ |

Event 47 Boys 11 & Under 50 LC Metre Backstroke Division 4

To start at 10.42am

| Lane | Name | Age | Team | Time |
|------|------------|-----|------|-------|
| 2 | T C Hurd | 11 | IGS | _____ |
| 3 | M Bond | 11 | ACGS | _____ |
| 4 | W J Ell | 11 | TSS | _____ |
| 5 | J Liddy | 11 | GT | _____ |
| 6 | C Mills | 11 | BBC | _____ |
| 7 | C Stoneley | 11 | BGS | _____ |
| 8 | L A Rohan | 11 | NC | _____ |
| 9 | A Mohr | 11 | TGS | _____ |

Event 48 Boys 11 & Under 50 LC Metre Backstroke Division 3

| Lane | Name | Age | Team | Time |
|------|---------------|-----|------|-------|
| 2 | H H Osborne | 11 | IGS | _____ |
| 3 | E Rehbein | 11 | ACGS | _____ |
| 4 | M S Kannemann | 11 | TSS | _____ |
| 5 | A Baynton | 11 | GT | _____ |
| 6 | L Gallagher | 11 | BBC | _____ |
| 7 | C Bollard | 11 | BGS | _____ |
| 8 | P C Dallimore | 11 | NC | _____ |
| 9 | M Crook | 11 | TGS | _____ |

Event 49 Boys 11 & Under 50 LC Metre Backstroke Division 2

To start at 10.45am

| Lane | Name | Age | Team | Time |
|------|------------------|-----|------|-------|
| 2 | L J Gale | 11 | IGS | _____ |
| 3 | T Raspotnik | 11 | ACGS | _____ |
| 4 | W O Thilwind | 11 | TSS | _____ |
| 5 | W Voltz | 11 | GT | _____ |
| 6 | M Slattery | 11 | BBC | _____ |
| 7 | L Mackay | 11 | BGS | _____ |
| 8 | M E Morrow-Woods | 11 | NC | _____ |
| 9 | R Brown | 11 | TGS | _____ |

Event 50 Boys 11 & Under 50 LC Metre Backstroke Division 1

| Lane | Name | Age | Team | Time |
|------|------------|-----|------|-------|
| 2 | C J Baxter | 11 | IGS | _____ |
| 3 | B Stieper | 11 | ACGS | _____ |
| 4 | B Campbell | 11 | TSS | _____ |
| 5 | X Moloney | 11 | GT | _____ |
| 6 | J Douglas | 11 | BBC | _____ |
| 7 | S Powell | 11 | BGS | _____ |
| 8 | J J Nelson | 11 | NC | _____ |
| 9 | A Craig | 11 | TGS | _____ |

Event 51 Boys 12 & Under 50 LC Metre Backstroke Division 4

To start at 10.48am

| Lane | Name | Age | Team | Time |
|------|-----------------|-----|------|-------|
| 1 | O Dann | 12 | BSHS | _____ |
| 2 | T M Cahill | 12 | IGS | _____ |
| 3 | J Boreham | 12 | ACGS | _____ |
| 4 | J C Ransby | 12 | TSS | _____ |
| 5 | J Sullivan | 12 | GT | _____ |
| 6 | R Daniskevicius | 12 | BBC | _____ |
| 7 | D Chiang | 12 | BGS | _____ |
| 8 | F Noble | 12 | NC | _____ |
| 9 | J Dann | 12 | TGS | _____ |

Event 52 Boys 12 & Under 50 LC Metre Backstroke Division 3

| Lane | Name | Age | Team | Time |
|------|----------------|-----|------|-------|
| 1 | J Brown | 12 | BSHS | _____ |
| 2 | J L Partrige | 12 | IGS | _____ |
| 3 | A Williams | 12 | ACGS | _____ |
| 4 | T A Schwerkolt | 12 | TSS | _____ |
| 5 | T Budden | 12 | GT | _____ |
| 6 | M Stockton | 12 | BBC | _____ |
| 7 | B Gibbons | 12 | BGS | _____ |
| 8 | J M Meyer | 12 | NC | _____ |
| 9 | B Reilly | 12 | TGS | _____ |

PROGRAM CORRECT AT TIME OF PRINTING

GPS SWIMMING START LIST

10 Years & Under - 12 Years & Under

Event 53 Boys 12 & Under 50 LC Metre Backstroke Division 2

To start at 10.51am

| Lane | Name | Age | Team | Time |
|------|--------------|-----|------|-------|
| 1 | C Eade | 12 | BSHS | _____ |
| 2 | M L Storer | 12 | IGS | _____ |
| 3 | L Brackenrig | 12 | ACGS | _____ |
| 4 | N O Robinson | 12 | TSS | _____ |
| 5 | A Esler | 12 | GT | _____ |
| 6 | C Beard | 12 | BBC | _____ |
| 7 | F Boorer | 12 | BGS | _____ |
| 8 | T R O'Keefe | 12 | NC | _____ |
| 9 | G Tighe | 12 | TGS | _____ |

Event 54 Boys 12 & Under 50 LC Metre Backstroke Division 1

| Lane | Name | Age | Team | Time |
|------|--------------|-----|------|-------|
| 1 | B Lello | 12 | BSHS | _____ |
| 2 | S X Carvolth | 12 | IGS | _____ |
| 3 | K Taylor | 12 | ACGS | _____ |
| 4 | G R Pauga | 12 | TSS | _____ |
| 5 | T Siao | 12 | GT | _____ |
| 6 | K Jennison | 12 | BBC | _____ |
| 7 | C Winter | 12 | BGS | _____ |
| 8 | R D Granger | 12 | NC | _____ |
| 9 | C Schoorl | 12 | TGS | _____ |

Event 55 Boys 10 & Under 50 LC Metre Butterfly Division 2

To start at 10.54am

| Lane | Name | Age | Team | Time |
|------|-------------|-----|------|-------|
| 2 | T Brown | 10 | IGS | _____ |
| 3 | A Ridgway | 10 | ACGS | _____ |
| 4 | C Cartisano | 10 | TSS | _____ |
| 5 | W Siddle | 10 | GT | _____ |
| 6 | S Bell | 10 | BBC | _____ |
| 7 | N Michael | 10 | BGS | _____ |
| 8 | S P Aggs | 10 | NC | _____ |
| 9 | H Andreas | 10 | TGS | _____ |

Event 56 Boys 10 & Under 50 LC Metre Butterfly Division 1

| Lane | Name | Age | Team | Time |
|------|--------------|-----|------|-------|
| 2 | S C Moore | 10 | IGS | _____ |
| 3 | D O'Sullivan | 10 | ACGS | _____ |
| 4 | W B Marshall | 10 | TSS | _____ |
| 5 | W Joseph | 10 | GT | _____ |
| 6 | T Brentnall | 10 | BBC | _____ |
| 7 | H Nelson | 10 | BGS | _____ |
| 8 | J M Spiteri | 10 | NC | _____ |
| 9 | S Milner | 10 | TGS | _____ |

Event 57 Boys 11 & Under 50 LC Metre Butterfly Division 2

To start at 10.57am

| Lane | Name | Age | Team | Time |
|------|---------------|-----|------|-------|
| 2 | J J Williams | 11 | IGS | _____ |
| 3 | M Bond | 11 | ACGS | _____ |
| 4 | M S Kannemann | 11 | TSS | _____ |
| 5 | W Voltz | 11 | GT | _____ |
| 6 | J Bellette | 11 | BBC | _____ |
| 7 | G Sayer | 11 | BGS | _____ |
| 8 | R J Zelensky | 11 | NC | _____ |
| 9 | M Crook | 11 | TGS | _____ |

Event 58 Boys 11 & Under 50 LC Metre Butterfly Division 1

| Lane | Name | Age | Team | Time |
|------|-------------|-----|------|-------|
| 2 | H H Osborne | 11 | IGS | _____ |
| 3 | E Rehbein | 11 | ACGS | _____ |
| 4 | B Campbell | 11 | TSS | _____ |
| 5 | X Moloney | 11 | GT | _____ |
| 6 | M Slattery | 11 | BBC | _____ |
| 7 | S Powell | 11 | BGS | _____ |
| 8 | C D Cameron | 11 | NC | _____ |
| 9 | A Craig | 11 | TGS | _____ |

Event 59 Boys 12 & Under 50 LC Metre Butterfly Division 2

To start at 11.00am

| Lane | Name | Age | Team | Time |
|------|----------------|-----|------|-------|
| 1 | C Eade | 12 | BSHS | _____ |
| 2 | M L Storer | 12 | IGS | _____ |
| 3 | J Boreham | 12 | ACGS | _____ |
| 4 | N O Robinson | 12 | TSS | _____ |
| 5 | A Esler | 12 | GT | _____ |
| 6 | M Nahrung | 12 | BBC | _____ |
| 7 | W Simpson | 12 | BGS | _____ |
| 8 | W P Cartwright | 12 | NC | _____ |
| 9 | G Tighe | 12 | TGS | _____ |

Event 60 Boys 12 & Under 50 LC Metre Butterfly Division 1

| Lane | Name | Age | Team | Time |
|------|--------------|-----|------|-------|
| 1 | B Lello | 12 | BSHS | _____ |
| 2 | S X Carvolth | 12 | IGS | _____ |
| 3 | K Taylor | 12 | ACGS | _____ |
| 4 | G R Pauga | 12 | TSS | _____ |
| 5 | T Siao | 12 | GT | _____ |
| 6 | K Jennison | 12 | BBC | _____ |
| 7 | W Staib | 12 | BGS | _____ |
| 8 | T R O'Keefe | 12 | NC | _____ |
| 9 | C Schoorl | 12 | TGS | _____ |

GPS SWIMMING START LIST

10 Years & Under - 12 Years & Under

Event 61 Boys 10 & Under 4x50 LC Metre Freestyle Relay
To start at 11.03am

| Lane | Team | Relay | Time |
|------|----------------------|---------------------|-------|
| 2 | IGS | | _____ |
| | 1) T M Francis 10 | 2) E G Cameron 10 | |
| | 3) S C Moore 10 | 4) T Brown 10 | |
| 3 | ACGS | | _____ |
| | 1) A Kerr 10 | 2) H Swindle 10 | |
| | 3) W Collingwood 10 | 4) C Austin 10 | |
| 4 | TSS | | _____ |
| | 1) C J Veivers 10 | 2) L J Rowles 10 | |
| | 3) K D Gemberi 10 | 4) J L Sa 5 | |
| 5 | GT | | _____ |
| | 1) R Harris 10 | 2) F Griffin 10 | |
| | 3) J Kerr 10 | 4) G Platt 10 | |
| 6 | BBC | | _____ |
| | 1) T Brentnall 10 | 2) H Harp 10 | |
| | 3) P Turnbull 10 | 4) J Grills 10 | |
| 7 | BGS | | _____ |
| | 1) J Swart 10 | 2) E Sommerville 10 | |
| | 3) Z McCorquodale 10 | 4) T Logan 10 | |
| 8 | NC | | _____ |
| | 1) S P Aggs 10 | 2) B j Giorgas 10 | |
| | 3) W J Howard 10 | 4) J J Ford 10 | |
| 9 | TGS | | _____ |
| | 1) N Beasley 10 | 2) M Bussing 10 | |
| | 3) H Andreas 10 | 4) S Milner 10 | |

Event 62 Boys 10 & Under 4x50 LC Metre Medley Relay
To start at 11.07am

| Lane | Team | Relay | Time |
|------|------------------------|-------------------|-------|
| 3 | ACGS | | _____ |
| | 1) A Munro 10 | 2) M Kelley 10 | |
| | 3) D O'Sullivan 10 | 4) A Ridgway 10 | |
| 4 | TSS | | _____ |
| | 1) C Cartisano 10 | 2) Z W Howard 10 | |
| | 3) W B Marshall 10 | 4) L J Whelan 10 | |
| 5 | GT | | _____ |
| | 1) W Siddle 10 | 2) W Tacey 10 | |
| | 3) W Joseph 10 | 4) H Gallagher 10 | |
| 6 | BBC | | _____ |
| | 1) N Marshall 10 | 2) J Gilroy 10 | |
| | 3) S Bell 10 | 4) T Doe 10 | |
| 7 | BGS | | _____ |
| | 1) F Marinez-Briggs 10 | 2) B Wang 10 | |
| | 3) H Nelson 10 | 4) N Michael 10 | |
| 8 | NC | | _____ |
| | 1) A S Romano 10 | 2) M A Carlow 10 | |
| | 3) J M Spiteri 10 | 4) E W Burton 10 | |
| 9 | TGS | | _____ |
| | 1) Z Tosh 10 | 2) R Croke 10 | |
| | 3) F Brannelly 10 | 4) A Wiggins 10 | |

Event 63 Boys 11 & Under 4x50 LC Metre Freestyle Relay
To start at 11.11am

| Lane | Team | Relay | Time |
|------|-----------------------|-------------------------|-------|
| 2 | IGS | | _____ |
| | 1) L J Gale 11 | 2) T C Hurd 11 | |
| | 3) K A MacKinney 11 | 4) K M Harrison 11 | |
| 3 | ACGS | | _____ |
| | 1) A Kirk 11 | 2) T Raspotnik 11 | |
| | 3) L Hobbes 11 | 4) W Rylance 11 | |
| 4 | TSS | | _____ |
| | 1) Z A Crain 11 | 2) R S Kennedy 11 | |
| | 3) S J Wolfenden 11 | 4) L E Free 11 | |
| 5 | GT | | _____ |
| | 1) J Liddy 11 | 2) F Marshall 11 | |
| | 3) A Baynton 11 | 4) J Snell 11 | |
| 6 | BBC | | _____ |
| | 1) C Mills 11 | 2) L De Stefani 11 | |
| | 3) T Hedges 11 | 4) H Seiler 11 | |
| 7 | BGS | | _____ |
| | 1) C Stoneley 11 | 2) J Thynne 11 | |
| | 3) D Weighman 11 | 4) A Walther 11 | |
| 8 | NC | | _____ |
| | 1) M J Chippendale 11 | 2) C J Wallace 11 | |
| | 3) P C Dallimore 11 | 4) G A Schostakowski 11 | |
| 9 | TGS | | _____ |
| | 1) H Kenny 11 | 2) S Raccanello 11 | |
| | 3) N Beci 11 | 4) H Tzannes 11 | |

Event 64 Boys 11 & Under 4x50 LC Metre Medley Relay
To start at 11.15am

| Lane | Team | Relay | Time |
|------|--------------------|------------------------|-------|
| 2 | IGS | | _____ |
| | 1) C J Baxter 11 | 2) J J Williams 11 | |
| | 3) H H Osborne 11 | 4) D B McKelvie 11 | |
| 3 | ACGS | | _____ |
| | 1) B Stieper 11 | 2) W Mitchell 11 | |
| | 3) E Rehbein 11 | 4) M Mortess 11 | |
| 4 | TSS | | _____ |
| | 1) W O Thilwind 11 | 2) W J Ell 11 | |
| | 3) B Campbell 11 | 4) M S Kannemann 11 | |
| 5 | GT | | _____ |
| | 1) W Voltz 11 | 2) W Beasley 11 | |
| | 3) X Moloney 11 | 4) H Lane 11 | |
| 6 | BBC | | _____ |
| | 1) J Douglas 11 | 2) J Bellette 11 | |
| | 3) M Slattery 11 | 4) T Hartley 11 | |
| 7 | BGS | | _____ |
| | 1) C Bollard 11 | 2) S Powell 11 | |
| | 3) G Sayer 11 | 4) L Mackay 11 | |
| 8 | NC | | _____ |
| | 1) J J Nelson 11 | 2) M E Morrow-Woods 11 | |
| | 3) R J Zelensky 11 | 4) C D Cameron 11 | |
| 9 | TGS | | _____ |
| | 1) R Brown 11 | 2) M Crook 11 | |
| | 3) A Craig 11 | 4) A Mohr 11 | |

GPS SWIMMING START LIST

10 Years & Under - 12 Years & Under

Event 65 Boys 12 & Under 4x50 LC Metre Freestyle Relay
To start at 11.19am

| Lane | Team | Relay | Time |
|------|----------------------|----------------------|-------|
| 2 | IGS | | _____ |
| | 1) C A Jenner 12 | 2) S J Dutton 12 | |
| | 3) R P Phillips 12 | 4) T M Cahill 12 | |
| 3 | ACGS | | _____ |
| | 1) T Cameron 12 | 2) C Ross 12 | |
| | 3) G Porteous 12 | 4) T Rissman 12 | |
| 4 | TSS | | _____ |
| | 1) N A Baltus 12 | 2) C J Veale 12 | |
| | 3) L J Goldie 12 | 4) L C Chabert 12 | |
| 5 | GT | | _____ |
| | 1) T Sheehan 12 | 2) C Fraser 12 | |
| | 3) D Andrijich 12 | 4) F Walsh 12 | |
| 6 | BBC | | _____ |
| | 1) D Large 12 | 2) D Herrington 11 | |
| | 3) S Taylor 11 | 4) M Murdoch 12 | |
| 7 | BGS | | _____ |
| | 1) W Simpson 12 | 2) G Rimmington 12 | |
| | 3) H Chapman 12 | 4) A Torta 12 | |
| 8 | NC | | _____ |
| | 1) W P Cartwright 12 | 2) J R Ulcoq` 11 | |
| | 3) H J McKeown 11 | 4) J L Maconochie 11 | |
| 9 | TGS | | _____ |
| | 1) R Murphy 10 | 2) R Teahan 11 | |
| | 3) S Anderson 12 | 4) L Harrison 12 | |

Event 66 Boys 12 & Under 4x50 LC Metre Freestyle Relay
To start at 11.23am

| Lane | Team | Relay | Time |
|------|-----------------------|--------------------|-------|
| 1 | BSHS | | _____ |
| | 1) M Searle 12 | 2) N Gan 12 | |
| | 3) D Fraser 12 | 4) A Wilson 12 | |
| 2 | IGS | | _____ |
| 3 | ACGS | | _____ |
| | 1) C Hall 12 | 2) E Liew 12 | |
| | 3) W Baldwin 12 | 4) J MacPherson 12 | |
| 4 | TSS | | _____ |
| | 1) T A Schwerkolt 12 | 2) N N Phillips 12 | |
| | 3) J C Ransby 12 | 4) Z H Rossiter 12 | |
| 5 | GT | | _____ |
| | 1) T Siao 12 | 2) A Esler 12 | |
| | 3) N Langford 12 | 4) W Bradley 12 | |
| 6 | BBC | | _____ |
| | 1) R Daniskevicius 12 | 2) H Doe 12 | |
| | 3) S Flynn 12 | 4) M Stockton 12 | |
| 7 | BGS | | _____ |
| | 1) D Chiang 12 | 2) J Ware 12 | |
| | 3) H Logan 12 | 4) B Gibbons 12 | |
| 8 | NC | | _____ |
| | 1) R D Granger 12 | 2) T R O'Keefe 12 | |
| | 3) W J Templeton 12 | 4) J M Meyer 12 | |
| 9 | TGS | | _____ |
| | 1) A Campbell 12 | 2) D Jakins 12 | |
| | 3) R Gill 12 | 4) O Schubert 12 | |

Event 67 Boys 12 & Under 4x50 LC Metre Medley Relay
To start at 11.27am

| Lane | Team | Relay | Time |
|------|------------------------|--------------------|-------|
| 1 | BSHS | | _____ |
| | 1) J Brown 12 | 2) B Lello 12 | |
| | 3) C Eade 12 | 4) O Dann 12 | |
| 2 | IGS | | _____ |
| | 1) J L Partridge 12 | 2) E T Horsey 12 | |
| | 3) M L Storer 12 | 4) S X Carvolth 12 | |
| 3 | ACGS | | _____ |
| | 1) K Taylor 12 | 2) J Boreham 12 | |
| | 3) L Brackenrig 12 | 4) A Williams 12 | |
| 4 | TSS | | _____ |
| | 1) G R Pauga 12 | 2) R G Collier 12 | |
| | 3) N O Robinson 12 | 4) J B Donovan 12 | |
| 5 | GT | | _____ |
| | 1) J Sullivan 12 | 2) O Nash 12 | |
| | 3) T Budden 12 | 4) G Esler 12 | |
| 6 | BBC | | _____ |
| | 1) C Beard 12 | 2) P Traynor 12 | |
| | 3) K Jennison 12 | 4) H Ayres 12 | |
| 7 | BGS | | _____ |
| | 1) C Winter 12 | 2) H Goodwin 12 | |
| | 3) W Staib 12 | 4) F Boorer 12 | |
| 8 | NC | | _____ |
| | 1) B C Simmons-Emms 12 | 2) F Noble 12 | |
| | 3) C J Washington 12 | 4) P F Kelly 12 | |
| 9 | TGS | | _____ |
| | 1) C Schoolr 12 | 2) B Reilly 12 | |
| | 3) G Tighe 12 | 4) J Dann 12 | |



CHAMPION SCHOOL

10 Years & Under - 12 Years & Under

SCORING SHEET

| EVENT | AGE GROUP | DIV | LANE 1 | LANE 2 | LANE 3 | LANE 4 | LANE 5 | LANE 6 | LANE 7 | LANE 8 | LANE 9 | TIME |
|------------------|------------|-----|--------|--------|--------|--------|--------|--------|--------|--------|--------|------|
| | | | BSHS | IGS | ACGS | TSS | GT | BBC | BGS | NC | TGS | |
| 100m Freestyle | 10 Yrs & U | 2 | | | | | | | | | | |
| 100m Freestyle | 10 Yrs & U | 1 | | | | | | | | | | |
| 100m Freestyle | 11 Yrs & U | 2 | | | | | | | | | | |
| 100m Freestyle | 11 Yrs & U | 1 | | | | | | | | | | |
| 100m Freestyle | 12 Yrs & U | 2 | | | | | | | | | | |
| 100m Freestyle | 12 Yrs & U | 1 | | | | | | | | | | |
| 50m Breaststroke | 10 Yrs & U | 4 | | | | | | | | | | |
| 50m Breaststroke | 10 Yrs & U | 3 | | | | | | | | | | |
| 50m Breaststroke | 10 Yrs & U | 2 | | | | | | | | | | |
| 50m Breaststroke | 10 Yrs & U | 1 | | | | | | | | | | |
| 50m Breaststroke | 11 Yrs & U | 4 | | | | | | | | | | |
| 50m Breaststroke | 11 Yrs & U | 3 | | | | | | | | | | |
| 50m Breaststroke | 11 Yrs & U | 2 | | | | | | | | | | |
| 50m Breaststroke | 11 Yrs & U | 1 | | | | | | | | | | |
| 50m Breaststroke | 12 Yrs & U | 4 | | | | | | | | | | |
| 50m Breaststroke | 12 Yrs & U | 3 | | | | | | | | | | |
| 50m Breaststroke | 12 Yrs & U | 2 | | | | | | | | | | |
| 50m Breaststroke | 12 Yrs & U | 1 | | | | | | | | | | |
| 50m Freestyle | 10 Yrs & U | 8 | | | | | | | | | | |
| 50m Freestyle | 10 Yrs & U | 7 | | | | | | | | | | |
| 50m Freestyle | 10 Yrs & U | 6 | | | | | | | | | | |
| 50m Freestyle | 10 Yrs & U | 5 | | | | | | | | | | |
| 50m Freestyle | 10 Yrs & U | 4 | | | | | | | | | | |
| 50m Freestyle | 10 Yrs & U | 3 | | | | | | | | | | |
| 50m Freestyle | 10 Yrs & U | 2 | | | | | | | | | | |
| 50m Freestyle | 10 Yrs & U | 1 | | | | | | | | | | |
| 50m Freestyle | 11 Yrs & U | 8 | | | | | | | | | | |
| 50m Freestyle | 11 Yrs & U | 7 | | | | | | | | | | |
| 50m Freestyle | 11 Yrs & U | 6 | | | | | | | | | | |
| 50m Freestyle | 11 Yrs & U | 5 | | | | | | | | | | |
| 50m Freestyle | 11 Yrs & U | 4 | | | | | | | | | | |
| 50m Freestyle | 11 Yrs & U | 3 | | | | | | | | | | |
| 50m Freestyle | 11 Yrs & U | 2 | | | | | | | | | | |
| 50m Freestyle | 11 Yrs & U | 1 | | | | | | | | | | |
| 50m Freestyle | 12 Yrs & U | 8 | | | | | | | | | | |
| 50m Freestyle | 12 Yrs & U | 7 | | | | | | | | | | |
| 50m Freestyle | 12 Yrs & U | 6 | | | | | | | | | | |
| 50m Freestyle | 12 Yrs & U | 5 | | | | | | | | | | |
| 50m Freestyle | 12 Yrs & U | 4 | | | | | | | | | | |
| 50m Freestyle | 12 Yrs & U | 3 | | | | | | | | | | |
| 50m Freestyle | 12 Yrs & U | 2 | | | | | | | | | | |
| 50m Freestyle | 12 Yrs & U | 1 | | | | | | | | | | |
| 50m Backstroke | 10 Yrs & U | 4 | | | | | | | | | | |
| 50m Backstroke | 10 Yrs & U | 3 | | | | | | | | | | |
| 50m Backstroke | 10 Yrs & U | 2 | | | | | | | | | | |

CHAMPION SCHOOL

10 Years & Under - 12 Years & Under

SCORING SHEET

| EVENT | AGE GROUP | DIV | LANE 1 | LANE 2 | LANE 3 | LANE 4 | LANE 5 | LANE 6 | LANE 7 | LANE 8 | LANE 9 | TIME |
|-------------------------|------------|-----|--------|--------|--------|--------|--------|--------|--------|--------|--------|------|
| | | | BSHS | IGS | ACGS | TSS | GT | BBC | BGS | NC | TGS | |
| 50m Backstroke | 10 Yrs & U | 1 | | | | | | | | | | |
| 50m Backstroke | 11 Yrs & U | 4 | | | | | | | | | | |
| 50m Backstroke | 11 Yrs & U | 3 | | | | | | | | | | |
| 50m Backstroke | 11 Yrs & U | 2 | | | | | | | | | | |
| 50m Backstroke | 11 Yrs & U | 1 | | | | | | | | | | |
| 50m Backstroke | 12 Yrs & U | 4 | | | | | | | | | | |
| 50m Backstroke | 12 Yrs & U | 3 | | | | | | | | | | |
| 50m Backstroke | 12 Yrs & U | 2 | | | | | | | | | | |
| 50m Backstroke | 12 Yrs & U | 1 | | | | | | | | | | |
| 50m Butterfly | 10 Yrs & U | 2 | | | | | | | | | | |
| 50m Butterfly | 10 Yrs & U | 1 | | | | | | | | | | |
| 50m Butterfly | 11 Yrs & U | 2 | | | | | | | | | | |
| 50m Butterfly | 11 Yrs & U | 1 | | | | | | | | | | |
| 50m Butterfly | 12 Yrs & U | 2 | | | | | | | | | | |
| 50m Butterfly | 12 Yrs & U | 1 | | | | | | | | | | |
| 4 x 50m Freestyle Relay | 10 Yrs & U | 1 | | | | | | | | | | |
| 4 x 50m Medley Relay | 10 Yrs & U | 1 | | | | | | | | | | |
| 4 x 50m Freestyle Relay | 11 Yrs & U | 1 | | | | | | | | | | |
| 4 x 50m Medley Relay | 11 Yrs & U | 1 | | | | | | | | | | |
| 4 x 50m Freestyle Relay | 12 Yrs & U | 2 | | | | | | | | | | |
| 4 x 50m Freestyle Relay | 12 Yrs & U | 1 | | | | | | | | | | |
| 4 x 50m Medley Relay | 12 Yrs & U | 1 | | | | | | | | | | |

POINTS

1. The place points awarded for Individual Swimming Events shall be:

| Div/Place | 1 | 2 | 3 | 4 | 5 | 6 | 7 | 8 | 9 |
|-----------|----|----|----|---|---|---|---|---|---|
| 1 | 15 | 12 | 10 | 9 | 8 | 7 | 6 | 5 | 4 |
| 2 | 12 | 10 | 9 | 8 | 7 | 6 | 5 | 4 | 3 |
| 3 | 10 | 9 | 8 | 7 | 6 | 5 | 4 | 3 | 2 |
| 4 | 9 | 8 | 7 | 6 | 5 | 4 | 3 | 2 | 1 |
| 5 | 8 | 7 | 6 | 5 | 4 | 3 | 2 | 1 | 1 |
| 6 | 7 | 6 | 5 | 4 | 3 | 2 | 1 | 1 | 1 |
| 7 | 6 | 5 | 4 | 3 | 2 | 1 | 1 | 1 | 1 |
| 8 | 5 | 4 | 3 | 2 | 1 | 1 | 1 | 1 | 1 |

2. The place points awarded for Relay Swimming Events shall be:

| Div/Place | 1 | 2 | 3 | 4 | 5 | 6 | 7 | 8 | 9 |
|-----------|----|----|----|----|----|----|----|----|---|
| 1 | 30 | 24 | 20 | 18 | 16 | 14 | 12 | 10 | 8 |

GPS SWIMMING PROGRAM

INAUGURAL RECORD HOLDERS 10 Years & Under - 12 Years & Under

| Event | Name of event | Time | Date | Name | School |
|-------|----------------------|---------|-----------|--------------|--------|
| 1 | 10&U 100 Freestyle | 1:18.98 | 7/03/2014 | A Craig | TGS |
| 2 | 11&U 100 Freestyle | 1:10.51 | 7/03/2014 | B Reilly | TGS |
| 3 | 12&U 100 Freestyle | 1:04.52 | 7/03/2014 | J Bible | ACGS |
| 4 | 10&U 50 Breaststroke | 50.54 | 7/03/2014 | T Hedges | BBC |
| 5 | 11&U 50 Breaststroke | 42.49 | 7/03/2014 | J Boreham | ACGS |
| 6 | 12&U 50 Breaststroke | 40.81 | 7/03/2014 | T Rimmington | BGS |
| 7 | 10&U 50 Freestyle | 35.12 | 7/03/2014 | A Craig | TGS |
| 8 | 11&U 50 Freestyle | 31.74 | 7/03/2014 | K Taylor | ACGS |
| 9 | 12&U 50 Freestyle | 29.79 | 7/03/2014 | J Bible | ACGS |
| 10 | 10&U 50 Backstroke | 41.83 | 7/03/2014 | A Craig | TGS |
| 11 | 11&U 50 Backstroke | 39.60 | 7/03/2014 | K Jennison | BBC |
| 12 | 12&U 50 Backstroke | 35.82 | 7/03/2014 | J Bible | ACGS |
| 13 | 10&U 50 Butterfly | 39.70 | 7/03/2014 | X Moloney | GT |
| 14 | 11&U 50 Butterfly | 37.89 | 7/03/2014 | K Taylor | ACGS |
| 15 | 12&U 50 Butterfly | 32.86 | 7/03/2014 | J Bible | ACGS |

| Event | Name of event | Time | Date | School & Names |
|-------|---------------------------|---------|-----------|--|
| 16 | 10&U 4x50 Freestyle Relay | 2:50.40 | 7/03/2014 | BGS S Pherous, C Bollard, J Furnell, D Drummond |
| 17 | 10&U 4x50 Medley Relay | 3:07.35 | 7/03/2014 | GT A Baynton, F Marshall, X Moloney, J Liddy |
| 18 | 11&U 4x50 Freestyle Relay | 2:20.25 | 7/03/2014 | GT T Budden, N Langford, T Sheehan, O Nash |
| 19 | 11&U 4x50 Medley Relay | 2:34.98 | 7/03/2014 | ACGS K Taylor, J Boreham, L Brackenrig, A Williams |
| 20 | 12&U 4x50 Freestyle Relay | 2:11.51 | 7/03/2014 | GT M Lillicrap, H McKeering, E Musgrave, S Dutton |
| 21 | 12&U 4x50 Medley Relay | 2:23.83 | 7/03/2014 | ACGS J Lancaster, J Corbin, J Bible, M Giles |

INAUGURAL 2014 GPS SWIMMING CHAMPIONSHIPS

Years 5 - 7 Results

Overall Team Rankings -

1, ACGS, 807.5. 2, TSS, 702.5. 3, BGS, 645. 4, GT, 643. 5, NC, 637.5. 6, TGS, 570. 7, BBC, 511.5. 8, IGS, 315.

Age Team Champions - 10 & U, BGS. 11 & U, ACGS. 12 & U, ACGS. 13 & U, TSS.

13 & U 100 LC Metre Freestyle Div2

1, J P Brinsmead, TSS, 1:05.73. 2, L Jorgensen, GT, 1:13.44. 3, M Cescotto, ACGS, 1:16.64. 4, M Brockhurst, BGS, 1:17.26. 5, O M Meyer, NC, 1:18.18. 6, M Carlyon, BBC, 1:19.70. 7, J Evans, TGS, 1:21.83.

13 & U 100 LC Metre Freestyle Div1

1, J J Hardess, TSS, 1:05.98. 2, D J Orchard, ACGS, 1:07.81. 3, O Mitchell, BBC, 1:08.02. 4, J C Cameron, NC, 1:08.40. 5, A Sullivan, GT, 1:12.10. 6, J Siganto, BGS, 1:18.08. 7, F Beeton, TGS, 2:11.00.

10 & U 100 LC Metre Freestyle Div2

1, W O Thilwind, TSS, 1:21.63. 2, W Rylance, ACGS, 1:24.52. 3, R Brown, TGS, 1:28.68. 4, J Spencer, BGS, 1:31.29. 5, T Hartley, BBC, 1:31.30. 6, F Marshall, GT, 1:39.07. 7, L A Rohan, NC, 1:40.93. 8, J T Wilkinson, IGS, 1:44.23.

10 & U 100 LC Metre Freestyle Div1

1, A Craig, TGS, 1:18.98. 2, M E Morrow-Woods, NC, 1:21.83. 3, B Stieper, ACGS, 1:23.78. 4, B Campbell, TSS, 1:24.45. 5, X Moloney, GT, 1:25.08. 6, S Powell, BGS, 1:25.44. 7, L De Stefani, BBC, 1:35.44. 8, J J Williams, IGS, 1:46.80.

11 & U 100 LC Metre Freestyle Div2

1, J Boreham, ACGS, 1:12.22. 2, N Langford, GT, 1:14.90. 3, K Jennison, BBC, 1:16.53. 4, R D Granger, NC, 1:16.84. 5, J Dann, TGS, 1:20.24. 6, J C Ransby, TSS, 1:23.52. 7, W Staib, BGS, 1:23.56. 8, N J Wright, IGS, 1:24.29.

11 & U 100 LC Metre Freestyle Div1

1, B Reilly, TGS, 1:10.51. 2, K Taylor, ACGS, 1:11.41. 3, T Budden, GT, 1:13.10. 4, N J Nelson, NC, 1:15.40. 5, F Boorer, BGS, 1:19.02. 6, T A Schwerkolt, TSS, 1:19.12. 7, P Traynor, BBC, 1:19.54. 8, S X Carvolth, IGS, 1:21.21.

12 & U 100 LC Metre Freestyle Div2

1, J N Lancaster, ACGS, 1:09.12. 2, H McKeering, GT, 1:12.64. 3, S Cochrane, BGS, 1:12.81. 4, J Newland, TGS, 1:13.13. 5, K Kanemura, TSS, 1:16.25. 6, G T Wolventang, IGS, 1:16.53. 7, Z L Kirk, NC, 1:17.43. 8, W O'Meara, BBC, 1:20.42.

12 & U 100 LC Metre Freestyle Div1

1, J Bible, ACGS, 1:04.52. 2, T Rimmington, BGS, 1:09.47. 3, W J Taylor, TSS, 1:09.56. 4, J A Tomlinson, NC, 1:10.11. 5, M Lillcrap, GT, 1:11.06. 6, S Reed, TGS, 1:11.65. 7, T Campbell, BBC, 1:18.66.

13 & U 50 LC Metre Breaststroke Div2

1, H S Kennedy, TSS, 40.10. 2, M Carlyon, BBC, 44.02. 3, L Miller, NC, 44.07. 4, A Sullivan, GT, 46.49. 5, T Maundrell, BGS, 46.73. 6, D J Orchard, ACGS, 49.38. 7, L Smith, TGS, 49.58.

13 & U 50 LC Metre Breaststroke Div1

1, J J Hardess, TSS, 39.11. 2, R W Agnihotri, NC, 43.60. 3, C Doe, BBC, 44.09. 4, W Gibson, TGS, 46.61. 5, J Sheehan, GT, 48.07. 6, H Weightman, BGS, 48.56. 7, C H Brown, IGS, 50.78. 8, H Wright, ACGS, 52.91.

10 & U 50 LC Metre Breaststroke Div4

1, T Hedges, BBC, 50.54. 2, W Mitchell, ACGS, 53.19. 3, D Weightman, BGS, 54.01. 4, J P McGrorey, NC, 55.28. 5, R Brown, TGS, 58.24. 6, P Wilson-Boyd, GT, 58.26. 7, C I Moore, IGS, 58.78. 8, W O Thilwind, TSS, 58.90.

10 & U 50 LC Metre Breaststroke Div3

1, M Crook, TGS, 50.85. 2, D Drummond, BGS, 53.54. 3, L E Free, TSS, 54.85. 4, L Hobbes, ACGS, 55.78. 5, K A MacKinney, IGS, 58.47. 6, A Baynton, GT, 1:01.21. 7, L A Rohan, NC, 1:04.46.

10 & U 50 LC Metre Breaststroke Div2

1, R S Kennedy, TSS, 51.02. 2, B Hood, TGS, 53.35. 3, C Mills, BBC, 54.05. 4, C J Wallace, NC, 54.49. 5, F Marshall, GT, 54.73. 6, W Rylance, ACGS, 58.90. 7, B Palmer, IGS, 1:04.38.

10 & U 50 LC Metre Breaststroke Div1

1, J J Williams, IGS, 50.64. 2, A Craig, TGS, 51.04. 3, B Campbell, TSS, 51.45. 4, A Walther, BGS, 51.84. 5, M E Morrow-Woods, NC, 52.96. 6, B Stieper, ACGS, 53.71. 7, X Moloney, GT, 56.59. 8, T Cleary, BBC, 1:02.07.

11 & U 50 LC Metre Breaststroke Div4

1, B Rainbird, BGS, 50.51. 2, J W Born, NC, 50.81. 3, B Murray, BBC, 52.89. 4, J C Ransby, TSS, 53.07. 5, X Thomas, GT, 53.25. 6, L Harrison, TGS, 54.72. 7, E Croxford, ACGS, 58.92. 8, C A Jenner, IGS, 1:00.83.

11 & U 50 LC Metre Breaststroke Div3

1, O Nash, GT, 45.94. 2, E Liew, ACGS, 46.14. 3, N N Phillips, TSS, 49.06. 4, F Noble, NC, 49.32. 5, A Bromell, BBC, 49.99. 6, G Rimmington, BGS, 50.02. 7, J Dann, TGS, 53.49. 8, M L Storer, IGS, 59.67.

11 & U 50 LC Metre Breaststroke Div2

1, K Taylor, ACGS, 44.94. 2, H Joseph, GT, 46.35. 3, R D Granger, NC, 48.36. 4, M Murdoch, BBC, 49.60. 5, F Boorer, BGS, 50.31. 6, N J Wright, IGS, 51.18. 7, Z H Rossiter, TSS, 51.26. 8, B Moore, TGS, 52.09.

11 & U 50 LC Metre Breaststroke Div1

1, J Boreham, ACGS, 42.49. 2, T Budden, GT, 44.43. 3, B Reilly, TGS, 45.76. 4, T E Raymond, NC, 46.41. 5, H Goodwin, BGS, 46.96. 6, R G Collier, TSS, 46.99. 7, P Traynor, BBC, 47.48. 8, S X Carvolth, IGS, 49.59.

12 & U 50 LC Metre Breaststroke Div4

1, B Fu, BGS, 44.78. 2, C Condon, GT, 45.08. 3, F Holmes, ACGS, 45.44. 4, M R Fuhrmann, TSS, 46.97. 5, Z L Kirk, NC, 50.91. 6, S Reed, TGS, 51.36. 7, S Darnell, BBC, 51.44. 8, G T Wolventang, IGS, 53.68.

12 & U 50 LC Metre Breaststroke Div3

1, J Corbin, ACGS, 43.77. 2, T Rainbird, BGS, 45.49. 3, E Musgrave, GT, 46.41. 4, H W O'Sullivan, NC, 48.77. 5, J W Devlin, TSS, 49.12. 6, T Kim, BBC, 53.03. 7, N Latu-Meafou, IGS, 53.50. 8, T Mann, TGS, 56.24.

12 & U 50 LC Metre Breaststroke Div2

1, S Cochrane, BGS, 42.66. 2, J N Lancaster, ACGS, 43.24. 3, W J Taylor, TSS, 44.68. 4, P M Long, NC, 45.17. 5, M Lillcrap, GT, 46.94. 6, T Campbell, BBC, 47.25. 7, J Newland, TGS, 47.69.

INAUGURAL 2014 GPS SWIMMING CHAMPIONSHIPS

Years 5 - 7 Results Continued

12 & U 50 LC Metre Breaststroke Div1

1, T Rimmington, BGS, 40.81. 2, J Bible, ACGS, 41.98. 3, J R Allum, IGS, 42.79. 4, J A Tomlinson, NC, 43.58. 5, L Litzow, TGS, 43.90. 6, M Rutley, BBC, 44.07. 7, K Kanemura, TSS, 45.36. 8, S Dutton, GT, 46.41.

13 & U 50 LC Metre Freestyle Div4

1, H French, TSS, 31.82. 1, L Butler, ACGS, 31.82. 3, F Dunne, GT, 34.66. 4, O M Meyer, NC, 35.43. 4, B Fenwicke, BBC, 35.43. 6, A Brown, BGS, 35.66. 7, X Schubert, TGS, 37.46.

13 & U 50 LC Metre Freestyle Div3

1, J P Brinsmead, TSS, 30.71. 2, J Butler-Wood, ACGS, 33.12. 3, H Barker, BGS, 33.53. 4, M Carlyon, BBC, 34.81. 5, P Monckton, GT, 35.14. 6, R W Agnihotri, NC, 35.31. 7, W Harmsworth, TGS, 36.44.

13 & U 50 LC Metre Freestyle Div2

1, D M Robertson, TSS, 30.06. 2, H Trimmer, ACGS, 31.32. 3, L Jorgensen, GT, 32.32. 4, L Miller, NC, 33.18. 5, C Doe, BBC, 33.42. 6, M Brockhurst, BGS, 33.97. 7, J Evans, TGS, 34.08.

13 & U 50 LC Metre Freestyle Div1

1, J J Hardess, TSS, 29.99. 2, D J Orchard, ACGS, 30.62. 3, O Mitchell, BBC, 30.94. 4, J C Cameron, NC, 31.34. 5, A Sullivan, GT, 32.58. 6, J Siganto, BGS, 33.41. 7, C H Brown, IGS, 40.81. 8, F Beeton, TGS, 57.68.

10 & U 50 LC Metre Freestyle Div8

1, L I Thompson, NC, 39.84. 2, J Holohan, GT, 40.62. 3, E Morgan, ACGS, 42.31. 4, J Furnell, BGS, 42.36. 5, J Statton, TGS, 43.21. 6, D M Lehdorf, TSS, 45.63. 7, R J Wallace, IGS, 50.26.

10 & U 50 LC Metre Freestyle Div7

1, J Payne, ACGS, 40.46. 2, M W Johns, NC, 40.63. 3, C Bollard, BGS, 41.69. 4, L J Gale, IGS, 43.52. 5, S Schriek, TGS, 43.92. 6, L S O'Connor, TSS, 44.55. 7, R Mills, GT, 47.23. 8, R Murray, BBC, 48.33.

10 & U 50 LC Metre Freestyle Div6

1, S Pherous, BGS, 38.95. 2, H S McKeown, NC, 39.29. 3, A Mohr, TGS, 40.06. 4, K M Harrison, IGS, 42.63. 5, D Foreman, ACGS, 44.02. 6, L E Free, TSS, 46.11. 7, L Hancock, GT, 47.36. 8, T Cleary, BBC, 49.93.

10 & U 50 LC Metre Freestyle Div5

1, S J Wolfenden, TSS, 38.61. 2, D Drummond, BGS, 40.68. 3, N Beci, TGS, 41.32. 4, T Deeb, ACGS, 42.18. 5, J P McGrorey, NC, 43.90. 6, T Hedges, BBC, 46.16. 7, P Wilson-Boyd, GT, 50.04. 8, K A MacKinney, IGS, 52.49.

10 & U 50 LC Metre Freestyle Div4

1, A Walther, BGS, 40.16. 2, L De Stefani, BBC, 41.08. 3, J L Maconochie, NC, 42.76. 4, C V Wood, TSS, 43.86. 5, W Mitchell, ACGS, 43.97. 6, B Hood, TGS, 44.89. 7, C I Moore, IGS, 45.28. 8, A Baynton, GT, 45.95.

10 & U 50 LC Metre Freestyle Div3

1, M Crook, TGS, 37.91. 2, J Liddy, GT, 39.04. 3, C Mills, BBC, 40.35. 4, J Spencer, BGS, 40.49. 5, R S Kennedy, TSS, 40.67. 6, L Hobbes, ACGS, 41.32. 7, L A Rohan, NC, 43.79. 8, J T Wilkinson, IGS, 46.74.

10 & U 50 LC Metre Freestyle Div2

1, W O Thilwind, TSS, 36.68. 2, D Weightman, BGS, 36.90. 3, C J Wallace, NC, 37.36. 4, W Rylance, ACGS, 37.53. 5, R Brown, TGS, 39.93. 6, L Mackie, BBC, 41.53. 7, F Marshall, GT, 43.22. 8, J J Williams, IGS, 46.01.

10 & U 50 LC Metre Freestyle Div1

1, A Craig, TGS, 35.12. 2, B Campbell, TSS, 36.75. 3, S Powell, BGS, 36.78. 4, B Stieper, ACGS, 36.89. 5, M E Morrow-Woods, NC, 36.99. 6, X Moloney, GT, 37.48. 7, T Hartley, BBC, 40.03. 8, H H Osborne, IGS, 41.70.

11 & U 50 LC Metre Freestyle Div8

1, C J Fraser, NC, 36.46. 2, C Winter, BGS, 36.51. 3, N N Phillips, TSS, 37.12. 4, T Storen, ACGS, 37.29. 5, A SaUs, GT, 38.52. 6, L Harrison, TGS, 40.50. 7, B Murray, BBC, 41.52. 8, J S Bell, IGS, 45.65.

11 & U 50 LC Metre Freestyle Div7

1, W P Cartwright, NC, 34.83. 2, M Taylor, ACGS, 34.95. 3, H Joseph, GT, 36.77. 4, W Simpson, BGS, 37.03. 5, M Nahrung, BBC, 37.19. 6, R Gill, TGS, 37.23. 7, T J Hancock, TSS, 38.18. 8, E T Horsey, IGS, 46.18.

11 & U 50 LC Metre Freestyle Div6

1, J B Donovan, TSS, 35.34. 2, A Torta, BGS, 36.10. 3, E Liew, ACGS, 36.42. 4, J M Meyer, NC, 36.49. 5, J Sullivan, GT, 36.57. 6, C Crozier, BBC, 36.80. 7, O Schubert, TGS, 37.98. 8, C A Jenner, IGS, 46.69.

11 & U 50 LC Metre Freestyle Div5

1, H Sommerville, BGS, 35.37. 2, S Hulme-Peake, TGS, 35.75. 3, W Robinson, GT, 36.15. 4, W Baldwin, ACGS, 36.62. 5, C J Washington, NC, 37.02. 6, G F Gibson, TSS, 37.69. 7, M Murdoch, BBC, 39.02. 8, L D Hood, IGS, 44.31.

11 & U 50 LC Metre Freestyle Div4

1, A Williams, ACGS, 33.95. 2, A Storie, TGS, 34.98. 3, H Logan, BGS, 36.28. 4, O Nash, GT, 36.37. 5, R D Granger, NC, 36.38. 6, S Flynn, BBC, 36.96. 7, J C Ransby, TSS, 37.38. 8, R L Grieve, IGS, 39.78.

11 & U 50 LC Metre Freestyle Div3

1, L Brackenrig, ACGS, 33.75. 2, T Sheehan, GT, 35.05. 3, J W Born, NC, 35.63. 4, R Daniskevicius, BBC, 36.72. 5, W Staib, BGS, 36.83. 6, B Moore, TGS, 37.29. 7, M L Storer, IGS, 37.55. 8, T B Condon, TSS, 38.83.

11 & U 50 LC Metre Freestyle Div2

1, J Boreham, ACGS, 32.92. 2, N Langford, GT, 33.76. 3, N J Nelson, NC, 34.51. 4, A Pearn, BGS, 35.76. 5, J Dann, TGS, 36.40. 6, Z H Rossiter, TSS, 36.49. 7, P Traynor, BBC, 36.68. 8, N J Wright, IGS, 37.34.

11 & U 50 LC Metre Freestyle Div1

1, K Taylor, ACGS, 31.74. 2, B Reilly, TGS, 33.04. 3, T Budden, GT, 33.46. 4, T A Schwerkolt, TSS, 34.53. 5, K Jennison, BBC, 34.69. 6, T E Raymond, NC, 34.72. 7, F Boorer, BGS, 35.88. 8, S X Carvolth, IGS, 36.48.

12 & U 50 LC Metre Freestyle Div8

1, N Finch, BGS, 32.95. 2, B Hindmarsh, GT, 34.28. 3, J Corbin, ACGS, 35.05. 4, I O Fiorini, NC, 35.74. 5, S Gallagher, BBC, 36.45. 6, R Hogan, TGS, 36.46. 7, M R Fuhrmann, TSS, 37.23. 8, N A Stevens, IGS, 42.11.

INAUGURAL 2014 GPS SWIMMING CHAMPIONSHIPS

Years 5 - 7 Results Continued

12 & U 50 LC Metre Freestyle Div7

1, B P Lonergan, NC, 34.38. 2, Z Nielsen, ACGS, 34.46. 3, W Stanton, BGS, 34.52. 4, M D Van der Schyff, TSS, 34.55. 5, C Condon, GT, 35.01. 6, M Rutley, BBC, 35.60. 7, S Harmsworth, TGS, 35.76. 8, G W Rowcliffe, IGS, 40.99.

12 & U 50 LC Metre Freestyle Div6

1, H Swift, ACGS, 33.47. 2, N Rosemann, BGS, 33.80. 3, W J Purcell, TSS, 34.11. 4, C Thorpe, GT, 34.42. 5, B P Rohan, NC, 35.21. 6, W O'Meara, BBC, 35.99. 7, H Weir, TGS, 36.99. 8, A J Cusworth, IGS, 39.77.

12 & U 50 LC Metre Freestyle Div5

1, M King-Koi, BGS, 33.58. 2, A Miller, ACGS, 33.64. 3, S Voltz, GT, 33.88. 4, W Tasker, TGS, 33.92. 5, Z L Kirk, NC, 34.24. 6, B G Vine, TSS, 34.83. 7, J Finlay, BBC, 36.30. 8, R J Stieler, IGS, 37.34.

12 & U 50 LC Metre Freestyle Div4

1, C Moloney, ACGS, 32.16. 2, R Ewing, TSS, 32.45. 3, S Dutton, GT, 33.73. 4, B Franey, TGS, 34.37. 5, O J Jones, NC, 34.99. 6, T Rainbird, BGS, 35.60. 7, C Cowan, BBC, 37.10. 8, A J Gough, IGS, 42.00.

12 & U 50 LC Metre Freestyle Div3

1, J N Lancaster, ACGS, 32.09. 2, K Kanemura, TSS, 33.31. 3, E Musgrave, GT, 33.33. 4, S Atherton, BGS, 33.49. 5, L Litzow, TGS, 33.57. 6, J Bhujel, NC, 33.90. 7, J R Allum, IGS, 34.64. 8, H Guest, BBC, 35.42.

12 & U 50 LC Metre Freestyle Div2

1, M Giles, ACGS, 31.47. 2, J Newland, TGS, 31.86. 3, J W Devlin, TSS, 31.89. 4, T Rimmington, BGS, 32.11. 5, H McKeering, GT, 32.21. 6, G T Wolventang, IGS, 33.75. 7, P M Long, NC, 34.25. 8, T Kim, BBC, 34.67.

12 & U 50 LC Metre Freestyle Div1

1, J Bible, ACGS, 29.79. 2, S D Porter, IGS, 31.00. 3, W J Taylor, TSS, 31.34. 4, M Lillcrap, GT, 31.94. 5, S Reed, TGS, 32.02. 6, J A Tomlinson, NC, 32.94. 7, S Cochrane, BGS, 33.02. 8, T Campbell, BBC, 34.56.

13 & U 50 LC Metre Backstroke Div2

1, J P Brinsmead, TSS, 37.11. 2, L Miller, NC, 40.17. 3, C Place, ACGS, 41.22. 4, M Carlyon, BBC, 41.81. 5, L Jorgensen, GT, 42.19. 6, H Barker, BGS, 44.52. 7, W Gibson, TGS, 45.75.

13 & U 50 LC Metre Backstroke Div1

1, D M Robertson, TSS, 37.07. 2, O Mitchell, BBC, 37.09. 3, J C Cameron, NC, 37.84. 4, D J Orchard, ACGS, 38.59. 5, M Brockhurst, BGS, 40.20. 6, A Sullivan, GT, 42.07. 7, X Schubert, TGS, 44.57.

10 & U 50 LC Metre Backstroke Div4

1, C J Wallace, NC, 46.75. 2, C Bollard, BGS, 47.49. 3, R Teahan, TGS, 49.62. 4, L Hobbes, ACGS, 50.14. 5, K M Harrison, IGS, 53.44. 6, R S Kennedy, TSS, 54.03. 7, F Marshall, GT, 56.54. 8, T Hedges, BBC, 57.41.

10 & U 50 LC Metre Backstroke Div3

1, H S McKeown, NC, 46.71. 2, J Liddy, GT, 47.48. 3, J Spencer, BGS, 47.57. 4, S J Wolfenden, TSS, 49.23. 5, R Brown, TGS, 49.34. 6, T Deeb, ACGS, 50.23. 7, H H Osborne, IGS, 51.47. 8, L Mackie, BBC, 52.74.

10 & U 50 LC Metre Backstroke Div2

1, W O Thilwind, TSS, 43.70. 2, A Walther, BGS, 45.84. 3, M Crook, TGS, 48.00. 4, L A Rohan, NC, 49.42. 5, T Hartley, BBC, 50.25. 6, A Baynton, GT, 50.27. 7, W Rylance, ACGS, 52.07. 8, L J Gale, IGS, 56.32.

10 & U 50 LC Metre Backstroke Div1

1, A Craig, TGS, 41.83. 2, B Stieper, ACGS, 44.50. 3, B Campbell, TSS, 45.07. 4, S Powell, BGS, 46.07. 5, X Moloney, GT, 46.10. 6, M E Morrow-Woods, NC, 46.40. 7, C Mills, BBC, 50.02.

11 & U 50 LC Metre Backstroke Div4

1, E Liew, ACGS, 43.22. 2, O Schubert, TGS, 43.59. 3, T R O'Keefe, NC, 44.00. 4, J Miller, BBC, 44.94. 5, W Robinson, GT, 45.02. 6, C Winter, BGS, 46.62. 7, N N Phillips, TSS, 46.96. 8, R L Grieve, IGS, 54.21.

11 & U 50 LC Metre Backstroke Div3

1, L J Goldie, TSS, 42.34. 2, A Williams, ACGS, 43.07. 3, N J Wright, IGS, 45.04. 4, B Moore, TGS, 45.37. 5, W Simpson, BGS, 45.40. 6, R D Granger, NC, 45.84. 7, O Nash, GT, 47.64. 8, P Traynor, BBC, 48.00.

11 & U 50 LC Metre Backstroke Div2

1, L Brackenrig, ACGS, 41.53. 2, N Langford, GT, 42.31. 3, J W Born, NC, 43.22. 4, R Daniskevicius, BBC, 43.50. 5, J Dann, TGS, 43.74. 6, F Boorer, BGS, 45.28. 7, J C Ransby, TSS, 45.61. 8, S X Carvolth, IGS, 45.89.

11 & U 50 LC Metre Backstroke Div1

1, K Jennison, BBC, 39.60. 2, K Taylor, ACGS, 39.96. 3, N J Nelson, NC, 40.21. 4, J Sullivan, GT, 41.78. 5, T A Schwerkolt, TSS, 42.68. 6, A Pearn, BGS, 42.71. 7, B Reilly, TGS, 43.37. 8, M L Storer, IGS, 44.79.

12 & U 50 LC Metre Backstroke Div4

1, Z Nielsen, ACGS, 40.96. 2, B G Vine, TSS, 41.51. 3, T Kim, BBC, 41.61. 4, S Dutton, GT, 42.23. 5, O J Jones, NC, 43.90. 6, B Franey, TGS, 44.36. 7, T Rimmington, BGS, 45.44. 8, R J Stieler, IGS, 54.64.

12 & U 50 LC Metre Backstroke Div3

1, M Giles, ACGS, 39.07. 2, K Kanemura, TSS, 40.12. 3, Z L Kirk, NC, 40.78. 4, E Musgrave, GT, 41.45. 5, C Cowan, BBC, 43.34. 6, L Litzow, TGS, 43.79. 7, T Rainbird, BGS, 44.71. 8, N A Stevens, IGS, 49.14.

12 & U 50 LC Metre Backstroke Div2

1, J N Lancaster, ACGS, 38.22. 2, W J Taylor, TSS, 38.62. 3, S Reed, TGS, 40.76. 4, J Bhujel, NC, 41.33. 5, S Cochrane, BGS, 41.81. 6, H Guest, BBC, 42.09. 7, M Lillcrap, GT, 42.78. 8, G T Wolventang, IGS, 48.38.

12 & U 50 LC Metre Backstroke Div1

1, J Bible, ACGS, 35.82. 2, J Newland, TGS, 36.48. 3, J W Devlin, TSS, 37.76. 4, J A Tomlinson, NC, 39.28. 5, T Campbell, BBC, 39.94. 6, S Atherton, BGS, 40.40. 7, H McKeering, GT, 41.01. 8, S D Porter, IGS, 42.66.

13 & U 50 LC Metre Butterfly Div2

1, W A Statham, TSS, 34.39. 2, L Miller, NC, 40.70. 3, M Carlyon, BBC, 41.10. 4, L Butler, ACGS, 42.34. 5, H Weightman, BGS, 43.17. 6, L Jorgensen, GT, 45.43. 7, T Fogarty, TGS, 46.36.

13 & U 50 LC Metre Butterfly Div1

1, J J Hardess, TSS, 31.60. 2, O Mitchell, BBC, 36.21. 3, D J Orchard, ACGS, 37.21. 4, J C Cameron, NC, 37.68. 5, M Brockhurst, BGS, 38.47. 6, A Sullivan, GT, 38.55. 7, J Free, TGS, 40.30.

INAUGURAL 2014 GPS SWIMMING CHAMPIONSHIPS

Years 5 - 7 Results Continued

10 & U 50 LC Metre Butterfly Div2

1, M Crook, TGS, 45.60. 2, W O Thilwind, TSS, 47.50. 3, D Weightman, BGS, 49.82. 4, T Hartley, BBC, 54.22. 5, C J Wallace, NC, 55.05. 6, W Rylance, ACGS, 56.71. 7, A Baynton, GT, 59.09. 8, J T Wilkinson, IGS, 1:11.37.

10 & U 50 LC Metre Butterfly Div1

1, X Moloney, GT, 39.70. 2, A Craig, TGS, 40.48. 3, S Powell, BGS, 44.42. 4, B Campbell, TSS, 47.56. 5, M E Morrow-Woods, NC, 49.17. 6, H H Osborne, IGS, 53.29. 7, B Stieper, ACGS, 53.31. 8, C Mills, BBC, 59.29.

11 & U 50 LC Metre Butterfly Div2

1, L Brackenrig, ACGS, 39.06. 2, N Langford, GT, 39.38. 3, R D Granger, NC, 41.71. 4, J Dann, TGS, 41.82. 5, W Staib, BGS, 42.53. 6, M L Storer, IGS, 46.86. 7, M Nahrung, BBC, 47.10. 8, Z H Rossiter, TSS, 52.09.

11 & U 50 LC Metre Butterfly Div1

1, K Taylor, ACGS, 37.89. 2, J W Born, NC, 38.53. 3, T Budden, GT, 39.83. 4, K Jennison, BBC, 39.99. 5, B Reilly, TGS, 41.20. 6, S X Carvolth, IGS, 43.13. 7, W Simpson, BGS, 44.28. 8, J C Ransby, TSS, 44.75.

12 & U 50 LC Metre Butterfly Div2

1, J W Devlin, TSS, 36.11. 2, M Giles, ACGS, 36.62. 3, J A Tomlinson, NC, 40.00. 4, E Musgrave, GT, 40.11. 5, S Atherton, BGS, 40.97. 6, S Reed, TGS, 43.35. 7, R J Stieler, IGS, 45.19. 8, T Campbell, BBC, 46.43.

12 & U 50 LC Metre Butterfly Div1

1, J Bible, ACGS, 32.86. 2, W J Taylor, TSS, 34.33. 3, S D Porter, IGS, 36.65. 4, J Newland, TGS, 36.94. 5, H McKeering, GT, 37.07. 6, J Bhujel, NC, 37.40. 7, S Cochrane, BGS, 37.76. 8, T Kim, BBC, 40.98.

13 & U 4x50 LC Metre Freestyle Relay Div1

1, TSS (J J Hardess 13, J P Brinsmead 13, W A Statham 13, D M Robertson 13), 2:03.05. 2, ACGS (D J Orchard 13, J Butler-Wood 13, L Butler 13, H Trimmer 13), 2:05.82. 3, BBC (O Mitchell 13, M Carlyon 13, B Fenwicke 13, C Doe 13), 2:15.20. 4, NC (J C Cameron 13, L Miller 13, R W Agnihotri 13, O M Meyer 13), 2:17.59. 5, GT (A Sullivan 13, L Jorgensen 13, P Monckton 13, F Dunne 13), 2:19.83. 6, BGS (M Brockhurst 13, A Brown 13, H Barker 13, J Siganto 13), 2:19.91. 7, TGS (J Evans 13, W Harmsworth 13, X Schubert 13, F Beeton 13), 2:28.34.

10 & U 4x50 LC Metre Freestyle Relay Div1

1, BGS (S Pherous 10, C Bolland 10, J Furnell 10, D Drummond 10), 2:50.40. 2, ACGS (T Deeb 10, E Morgan 10, J Payne 10, D Foreman 10), 2:51.10. 3, NC (J P McGrorey 10, H S McKeown 10, M W Johns 10, L I Thompson 10), 2:53.39. 4, BBC (T Hartley 10, L De Stefani 10, L Mackie 10, C Mills 10), 2:55.96. 5, TSS (L E Free 10, S J Wolfenden 10, L S O'Connor 10, J J Boyle 10), 3:02.04. 6, GT (P Wilson-Boyd 10, L Hancock 10, R Mills 10, J Holohan 10), 3:16.39. 7, IGS (C I Moore 10, L J Gale 10, R J Wallace 10, K A MacKinney 10), 3:20.36. --, TGS (R Brown 10, B Hood 10, M Crook 10, A Craig 10), DQ.

10 & U 4x50 LC Metre Medley Relay Div1

1, GT (A Baynton 10, F Marshall 10, X Moloney 10, J Liddy 10), 3:07.35. 2, BGS (J Spencer 10, A Walther 10, S Powell 10, D Weightman 10), 3:09.04. 3, TSS (W O Thilwind 10, R S Kennedy 10, B Campbell 10, C V Wood 10), 3:10.06. 4, ACGS (B Stieper 10, L Hobbes 10, W Mitchell 10, W Rylance 10), 3:18.88. 5, IGS (J J Williams 10, B Palmer 10, H H Osborne 10, J T Wilkinson 10), 3:38.54. 6, TGS (R Teahan 10, J Statton 10, A Mohr 10, N Beci 10), 3:42.82. --, NC (L A Rohan 10, M E Morrow-Woods 10, C J Wallace 10, J L Maconochie 10), DQ.

11 & U 4x50 LC Metre Freestyle Relay Div1

1, GT (T Budden 11, N Langford 11, T Sheehan 11, O Nash 11), 2:20.25. 2, NC (C J Washington 11, J M Meyer 11, W P Cartwright 11, C J Fraser 11), 2:23.35. 3, TGS (J Dann 11, B Moore 11, A Storie 11, B Reilly 11), 2:24.13. 4, ACGS (W Baldwin 11, M Taylor 11, T Storen 11, E Liew 11), 2:25.73. 5, BGS (A Torta 11, H Sommerville 11, W Staib 11, H Logan 11), 2:27.97. 6, TSS (T B Condon 11, J B Donovan 11, G F Gibson 11, N N Phillips 11), 2:34.13. 7, BBC (C Crozier 11, M Murdoch 11, M Nahrung 11, A Bromell 11), 2:35.31. 8, IGS (L D Hood 11, E T Horsey 11, J S Bell 11, C A Jenner 11), 3:12.04.

11 & U 4x50 LC Metre Medley Relay Div1

1, ACGS (K Taylor 11, J Boreham 11, L Brackenrig 11, A Williams 11), 2:34.98. 2, NC (N J Nelson 11, T E Raymond 11, J W Born 11, R D Granger 11), 2:43.83. 3, BBC (R Daniskevics 11, P Traynor 11, K Jennison 11, S Flynn 11), 2:49.48. 4, GT (J Sullivan 11, X Thomas 11, H Joseph 11, W Robinson 11), 2:51.30. 5, BGS (A Pearn 11, H Goodwin 11, F Boorer 11, W Simpson 11), 2:52.73. 6, TSS (T A Schwerkolt 11, R G Collier 11, J C Ransby 11, Z H Rossiter 11), 2:55.10. 7, IGS (S X Carvolth 11, N J Wright 11, M L Storer 11, R L Grieve 11), 3:04.91. 8, TGS (O Schubert 11, L Harrison 11, R Gill 11, S Hulme-Peake 11), 3:15.58.

12 & U 4x50 LC Metre Freestyle Relay Div2

1, ACGS (T Nicolson 12, J Marchant 12, F Russell 12, F Holmes 12), 2:17.67. 2, NC (C G Coote 12, B J Fraser 12, H M Connolly 12, H W O'Sullivan 12), 2:24.46. 3, BGS (C Russell 12, A Halliday 12, J Theile 12, O Keir 12), 2:24.61. 4, TSS (P J Wolfenden 12, J T Smith 12, J Frizelle 12, J J Burnett 12), 2:28.40. 5, GT (J Allen 12, M McKay 12, J O'Brien 12, R Slevin 12), 2:29.20. 6, BBC (S Gallagher 12, M Bennett 12, G Neame 12, J Mann 12), 2:29.98. 7, IGS (N J Pratt 12, C M Shears 12, E S Van Hengel-Waite 12, N Latu-Meafou 12), 3:02.37.

12 & U 4x50 LC Metre Freestyle Relay Div1

1, GT (M Lillcrap 12, H McKeering 12, E Musgrave 12, S Dutton 12), 2:11.51. 2, ACGS (C Moloney 12, Z Nielsen 12, H Swift 12, A Miller 12), 2:13.75. 3, TGS (J Newland 12, B Franey 12, L Litzow 12, S Reed 12), 2:14.50. 4, BGS (M King-Koi 12, W Stanton 12, N Rosemann 12, N Finch 12), 2:15.11. 5, TSS (B G Vine 12, M D Van der Schyff 12, W J Purcell 12, M R Fuhrmann 12), 2:22.07. 6, NC (O J Jones 12, B P Rohan 12, B P Lonergan 12, I O Fiorini 12), 2:26.30. 7, BBC (J Finlay 12, C Cowan 12, H Guest 12, S Darnell 12), 2:32.79. --, IGS (A J Cusworth 12, G W Rowcliffe 12, N A Stevens 12, R J Stieler 12), DQ.

12 & U 4x50 LC Metre Medley Relay Div1

1, ACGS (J N Lancaster 12, J Corbin 12, J Bible 12, M Giles 12), 2:23.83. 2, TSS (J W Devlin 12, K Kanemura 12, W J Taylor 12, R Ewing 12), 2:27.13. 3, BGS (S Atherton 12, T Rimmington 12, S Cochrane 12, T Rainbird 12), 2:30.20. 4, NC (Z L Kirk 12, J A Tomlinson 12, J Bhujel 12, P M Long 12), 2:38.81. 5, BBC (T Campbell 12, M Rutley 12, T Kim 12, W O'Meara 12), 2:43.81. 6, GT (C Thorpe 12, L Cree 12, S Voltz 12, C Condon 12), 2:45.60. 7, IGS (G T Wolventang 12, J R Allum 12, S D Porter 12, A J Gough 12), 2:45.62. 8, TGS (R Hogan 12, T Mann 12, H Weir 12, W Tasker 12), 3:02.77.

GPS SWIMMING PROGRAM

TIMING AND ORDER OF EVENTS 13 Years & Under - Open

| Event | Time | Name of event | Age group |
|-------|--------|----------------------|------------|
| 1 | 3.00pm | 400m Freestyle | All Age |
| 2 | 3.09pm | 200m Ind. Medley | All Age |
| 3 | 3.15pm | 50m Freestyle | 13 Yrs & U |
| 4 | 3.18pm | 50m Freestyle | 14 Yrs & U |
| 5 | 3.21pm | 50m Freestyle | 15 Yrs & U |
| 6 | 3.24pm | 50m Freestyle | 16 Yrs & U |
| 7 | 3.27pm | 50m Freestyle | Open |
| 8 | 3.30pm | 50m Backstroke | 13 Yrs & U |
| 9 | 3.33pm | 50m Backstroke | 14 Yrs & U |
| 10 | 3.36pm | 50m Backstroke | 15 Yrs & U |
| 11 | 3.39pm | 50m Backstroke | 16 Yrs & U |
| 12 | 3.42pm | 100m Backstroke | Open |
| 13 | 3.45pm | 100m Freestyle | 13 Yrs & U |
| 14 | 3.48pm | 100m Freestyle | 14 Yrs & U |
| 15 | 3.51pm | 100m Freestyle | 15 Yrs & U |
| 16 | 3.54pm | 100m Freestyle | 16 Yrs & U |
| 17 | 3.57pm | 100m Freestyle | Open |
| 18 | 4.00pm | 50m Breaststroke | 13 Yrs & U |
| 19 | 4.03pm | 50m Breaststroke | 14 Yrs & U |
| 20 | 4.06pm | 50m Breaststroke | 15 Yrs & U |
| 21 | 4.09pm | 50m Breaststroke | 16 Yrs & U |
| 22 | 4.12pm | 100m Breaststroke | Open |
| 23 | 4.15pm | 50m Butterfly | 13 Yrs & U |
| 24 | 4.18pm | 50m Butterfly | 14 Yrs & U |
| 25 | 4.21pm | 50m Butterfly | 15 Yrs & U |
| 26 | 4.24pm | 50m Butterfly | 16 Yrs & U |
| 27 | 4.27pm | 100m Butterfly | Open |
| 28 | 4.30pm | 200m Freestyle | 13 Yrs & U |
| 29 | 4.34pm | 200m Freestyle | 14 Yrs & U |
| 30 | 4.38pm | 200m Freestyle | 15 Yrs & U |
| 31 | 4.42pm | 200m Freestyle | 16 Yrs & U |
| 32 | 4.46pm | 200m Freestyle | Open |
| 33 | 4.50pm | Medley Relay | 13 Yrs & U |
| 34 | 4.55pm | 300m Freestyle Relay | 13 Yrs & U |
| 35 | 5.00pm | Medley Relay | 14 Yrs & U |
| 36 | 5.05pm | 300m Freestyle Relay | 14 Yrs & U |

GPS SWIMMING PROGRAM

TIMING AND ORDER OF EVENTS 13 Years & Under - Open

| Event | Time | Name of event | Age group |
|-------|---------|------------------------------|------------|
| 37 | 5.10pm | Medley Relay | 15 Yrs & U |
| 38 | 5.15pm | 300m Freestyle Relay | 15 Yrs & U |
| 39 | 5.20pm | Medley Relay | 16 Yrs & U |
| 40 | 5.25pm | 300m Freestyle Relay | 16 Yrs & U |
| 41 | 5.30pm | Medley Relay | Open |
| 42 | 5.35pm | 300m Freestyle Relay | Open |
| | 11.45am | Presentation of the Trophies | |

NB: The Championships are to be conducted in one day in Sessions for age groupings [10Years & Under - 12 Years & Under] and [13 Years & Under - Open]. The eligibility criteria for Year 5 & 6 students is they cannot compete in Session 2 [13 Years & Under - Open], but Year 7's who meet the criteria to compete in the 12 Years & Under age group can compete in the [10Years & Under - 12 Years & Under] event. A Year 7 student may only compete in one Championship event.



GPS SWIMMING PROGRAM

RECORD HOLDERS 13 Years & Under - Open

| Event | Name of event | Record Time | Date | Name | School |
|-------|--------------------------|-------------|------------|------------------|--------|
| 1 | 400 Freestyle | 3:51.94 | 1991 | K J Perkins | BBC |
| 2 | 200 IM (All Ages) | 2:05.91 | 5/03/2004 | L Brodie | NC |
| 3 | 13&U 50 Freestyle | 25.99 | 8/03/2013 | B M Carlyon | BBC |
| 4 | 14&U 50 Freestyle | 24.96 | 2000 | D S C Cramb | BBC |
| 5 | 15&U 50 Freestyle | 24.42 | 1993 | R A Powells | BSHS |
| 6 | 16&U 50 Freestyle | 23.98 | 1994 | R A Powells | BSHS |
| 7 | 50 Freestyle | 23.36 | 1988 | A J Baildon | TSS |
| 8 | 13&U 50 Backstroke | 28.70 | 10/03/2006 | H B Taylor | ACGS |
| 9 | 14&U 50 Backstroke | 28.61 | 9/03/2007 | H B Taylor | ACGS |
| 10 | 15&U 50 Backstroke | 28.13 | 6/03/2009 | Z J Whenuaroa | NC |
| 11 | 16&U 50 Backstroke | 27.34 | 4/03/2011 | R C Gerlach | ACGS |
| 12 | 100 Backstroke | 57.94 | 5/03/2004 | L Brodie | NC |
| 13 | 13&U 100 Freestyle | 57.02 | 6/03/2009 | C F Fasala | IGS |
| 14 | 14&U 100 Freestyle | 54.79 | 5/03/2010 | C F Fasala | IGS |
| 15 | 15&U 100 Freestyle | 52.96 | 5/03/2004 | D J van Velden | BBC |
| 16 | 16&U 100 Freestyle | 52.90 | 2/03/2012 | C F Fasala | IGS |
| 17 | 100 Freestyle | 51.09 | 1988 | A J Baildon | TSS |
| 18 | 13&U 50 Breaststroke | 33.06 | 2/03/2012 | Z Stubblety Cook | ACGS |
| 19 | 14&U 50 Breaststroke | 31.97 | 1992 | R D Harrison | ACGS |
| 20 | 15&U 50 Breaststroke | 30.88 | 2001 | C D Sprenger | GT |
| 21 | 16&U 50 Breaststroke | 30.29 | 1998 | M E Riley | BGS |
| 22 | 100 Breaststroke | 1:02.82 | 2003 | C D Sprenger | GT |
| 23 | 13&U 50 Butterfly | 28.51 | 2003 | J R Bruton | TSS |
| 24 | 14&U 50 Butterfly | 26.76 | 7/03/2014 | B M Carlyon | BBC |
| 25 | 15&U 50 Butterfly | 26.09 | 6/03/2009 | Z J Whenuaroa | NC |
| 26 | 16&U 50 Butterfly | 26.04 | 4/03/2011 | A F Press | TSS |
| 27 | 100 Butterfly | 55.62 | 5/03/2010 | C Fedrick | IGS |
| 28 | 13&U 200 Freestyle | 2:04.49 | 1994 | W B Guthrie | GT |
| 29 | 14&U 200 Freestyle | 2:01.51 | 1993 | S C Kennedy | NC |
| 30 | 15&U 200 Freestyle | 1:57.22 | 5/03/2004 | D J van Velden | BBC |
| 31 | 16&U 200 Freestyle | 1:55.86 | 2001 | N R Sprenger | GT |
| 32 | 200 Freestyle | 1:52.29 | 2002 | N R Sprenger | GT |
| 33 | 13&U 200 Medley Relay | 2:03.35 | 8/03/2013 | | BSHS |
| 34 | 13&U 300 Freestyle Relay | 2:49.23 | 7/03/2014 | | BBC |
| 35 | 14&U 200 Medley Relay | 1:58.64 | 2/03/2012 | | TGS |
| 36 | 14&U 300 Freestyle Relay | 2:40.34 | 10/03/2006 | | BGS |
| 37 | 15&U 200 Medley Relay | 1:54.27 | 4/03/2011 | | NC |
| 38 | 15&U 300 Freestyle Relay | 2:33.41 | 9/03/2007 | | BGS |
| 39 | 16&U 200 Medley Relay | 1:51.61 | 8/03/2013 | | TSS |
| 40 | 16&U 300 Freestyle Relay | 2:30.99 | 7/03/2008 | | BGS |
| 41 | 200 Medley Relay | 1:46.38 | 7/03/2014 | | TSS |
| 42 | 300 Freestyle Relay | 2:25.80 | 6/03/2009 | | BGS |

GPS SWIMMING START LIST

13 Years & Under - Open

Event 1 Boys 400 LC Metre Freestyle

To start at 3.00pm

GPS Record: 3:51.94 1991 K J Perkins - BBC

| Lane | Name | Age | Team | Time |
|------|--------------|-----|------|-------|
| 1 | C McFaul | 16 | BSHS | _____ |
| 2 | O J Pye | 18 | IGS | _____ |
| 3 | J Taylor | 17 | ACGS | _____ |
| 4 | M S Statham | 18 | TSS | _____ |
| 5 | D Bell | 16 | GT | _____ |
| 6 | E R Mitchell | 17 | BBC | _____ |
| 7 | M Petersen | 17 | BGS | _____ |
| 8 | L T Gough | 15 | NC | _____ |
| 9 | D Stevens | 16 | TGS | _____ |

Event 2 Boys 200 LC Metre IM

To start at 3.09pm

GPS Record: 2:05.91 5/03/2004 L Brodie - NC

| Lane | Name | Age | Team | Time |
|------|------------------|-----|------|-------|
| 1 | M Ng | 17 | BSHS | _____ |
| 2 | T K Barnett | 17 | IGS | _____ |
| 3 | Z Stubblety-Cook | 16 | ACGS | _____ |
| 4 | S Goadby | 17 | TSS | _____ |
| 5 | T Proberts | 17 | GT | _____ |
| 6 | M J Patullo | 16 | BBC | _____ |
| 7 | H M Stubbs | 17 | BGS | _____ |
| 8 | C W Cox | 16 | NC | _____ |
| 9 | A Gibson | 17 | TGS | _____ |

Event 3 Boys 13 & Under 50 LC Metre Freestyle

To start at 3.15pm

GPS Record: 25.99 8/03/2013 B M Carlyon - BBC

| Lane | Name | Age | Team | Time |
|------|--------------|-----|------|-------|
| 1 | W Johannesen | 13 | BSHS | _____ |
| 2 | S D Porter | 13 | IGS | _____ |
| 3 | F MacPherson | 13 | ACGS | _____ |
| 4 | K L Skippis | 13 | TSS | _____ |
| 5 | T Neill | 13 | GT | _____ |
| 6 | A Zhu | 13 | BBC | _____ |
| 7 | L Graham | 13 | BGS | _____ |
| 8 | K S Smith | 13 | NC | _____ |
| 9 | M Dight | 13 | TGS | _____ |

Event 4 Boys 14 & Under 50 LC Metre Freestyle

To start at 3.18pm

GPS Record: 24.96 2000 D S C Cramb - BBC

| Lane | Name | Age | Team | Time |
|------|--------------|-----|------|-------|
| 1 | C Mitchell | 14 | BSHS | _____ |
| 2 | K R Welfare | 14 | IGS | _____ |
| 3 | C Smith | 14 | ACGS | _____ |
| 4 | S P Arthur | 14 | TSS | _____ |
| 5 | O Milne | 14 | GT | _____ |
| 6 | J A Brouwers | 14 | BBC | _____ |
| 7 | M Adi | 14 | BGS | _____ |
| 8 | J C Cameron | 14 | NC | _____ |
| 9 | D Reilly | 14 | TGS | _____ |

Event 5 Boys 15 & Under 50 LC Metre Freestyle

To start at 3.21pm

GPS Record: 24.42 1993 R A Powells - BSHS

| Lane | Name | Age | Team | Time |
|------|---------------|-----|------|-------|
| 1 | D Ashcroft | 15 | BSHS | _____ |
| 2 | C J Moloney | 15 | IGS | _____ |
| 3 | M Binks | 15 | ACGS | _____ |
| 4 | D Boon-Tennet | 15 | TSS | _____ |
| 5 | T Kerby | 15 | GT | _____ |
| 6 | B M Carlyon | 15 | BBC | _____ |
| 7 | B Wang | 15 | BGS | _____ |
| 8 | S A Coombes | 15 | NC | _____ |
| 9 | T Wilson | 15 | TGS | _____ |

Event 6 Boys 16 & Under 50 LC Metre Freestyle

To start at 3.24pm

GPS Record: 23.98 1994 R A Powells - BSHS

| Lane | Name | Age | Team | Time |
|------|-------------|-----|------|-------|
| 1 | J Herman | 16 | BSHS | _____ |
| 2 | B G Cawood | 16 | IGS | _____ |
| 3 | H Abeya | 16 | ACGS | _____ |
| 4 | L V Pearce | 16 | TSS | _____ |
| 5 | J Ferguson | 16 | GT | _____ |
| 6 | B D Stubbs | 16 | BBC | _____ |
| 7 | T Ryan | 16 | BGS | _____ |
| 8 | J B Herbert | 16 | NC | _____ |
| 9 | B Clarke | 16 | TGS | _____ |

Event 7 Boys 50 LC Metre Freestyle

To start at 3.27pm

GPS Record: 23.36 1988 A J Baildon - TSS

| Lane | Name | Age | Team | Time |
|------|-------------|-----|------|-------|
| 1 | M Nguyen | 17 | BSHS | _____ |
| 2 | C C Cawood | 18 | IGS | _____ |
| 3 | J Camp | 17 | ACGS | _____ |
| 4 | J K Kersten | 18 | TSS | _____ |
| 5 | T Proberts | 17 | GT | _____ |
| 6 | B S Paties | 17 | BBC | _____ |
| 7 | S Young | 18 | BGS | _____ |
| 8 | D McMillan | 18 | NC | _____ |
| 9 | B Oates | 17 | TGS | _____ |

Event 8 Boys 13 & Under 50 LC Metre Backstroke

To start at 3.30pm

GPS Record: 28.70 10/03/2006 H B Taylor - ACGS

| Lane | Name | Age | Team | Time |
|------|---------------|-----|------|-------|
| 1 | J Lancaster | 13 | BSHS | _____ |
| 2 | J D Campbell | 13 | IGS | _____ |
| 3 | J Bible | 13 | ACGS | _____ |
| 4 | K L Skippis | 13 | TSS | _____ |
| 5 | L McInerney | 13 | GT | _____ |
| 6 | T Kim | 13 | BBC | _____ |
| 7 | T Crossley | 13 | BGS | _____ |
| 8 | J A Tomlinson | 13 | NC | _____ |
| 9 | S Reed | 13 | TGS | _____ |

PROGRAM CORRECT AT TIME OF PRINTING

GPS SWIMMING START LIST

13 Years & Under - Open

Event 9 Boys 14 & Under 50 LC Metre Backstroke

To start at 3.33pm

GPS Record: 28.61 9/03/2007 H B Taylor - ACGS

| Lane | Name | Age | Team | Time |
|------|-------------|-----|------|------|
| 1 | C Mitchell | 14 | BSHS | ___ |
| 2 | K R Welfare | 14 | IGS | ___ |
| 3 | J Abeya | 14 | ACGS | ___ |
| 4 | L C Parrish | 14 | TSS | ___ |
| 5 | T Dearlove | 14 | GT | ___ |
| 6 | L D Byrne | 14 | BBC | ___ |
| 7 | A Grant | 14 | BGS | ___ |
| 8 | O S Diggles | 14 | NC | ___ |
| 9 | D Reilly | 14 | TGS | ___ |

Event 10 Boys 15 & Under 50 LC Metre Backstroke

To start at 3.36pm

GPS Record: 28.13 6/03/2009 Z J Whenuaroa - NC

| Lane | Name | Age | Team | Time |
|------|--------------|-----|------|------|
| 1 | C Williams | 15 | BSHS | ___ |
| 2 | M J Campbell | 15 | IGS | ___ |
| 3 | W Harris | 15 | ACGS | ___ |
| 4 | W K Thilwind | 15 | TSS | ___ |
| 5 | R Townsend | 15 | GT | ___ |
| 6 | B M Carlyon | 15 | BBC | ___ |
| 7 | B Wang | 15 | BGS | ___ |
| 8 | W M Ellis | 15 | NC | ___ |
| 9 | F Stewart | 15 | TGS | ___ |

Event 11 Boys 16 & Under 50 LC Metre Backstroke

To start at 3.39pm

GPS Record: 27.34 4/03/2011 R C Gerlach - ACGS

| Lane | Name | Age | Team | Time |
|------|---------------|-----|------|------|
| 1 | B Milinkov | 16 | BSHS | ___ |
| 2 | J W Ford | 16 | IGS | ___ |
| 3 | H Abeya | 16 | ACGS | ___ |
| 4 | E D Cole | 16 | TSS | ___ |
| 5 | H Richards | 16 | GT | ___ |
| 6 | A Gantimuroff | 16 | BBC | ___ |
| 7 | C Ormrod | 16 | BGS | ___ |
| 8 | J B Herbert | 16 | NC | ___ |
| 9 | D Stevens | 16 | TGS | ___ |

Event 12 Boys 100 LC Metre Backstroke

To start at 3.42pm

GPS Record: 57.94 5/03/2004 L Brodie - NC

| Lane | Name | Age | Team | Time |
|------|--------------|-----|------|------|
| 1 | J Burgess | 17 | BSHS | ___ |
| 2 | C C Cawood | 18 | IGS | ___ |
| 3 | W Walsh | 17 | ACGS | ___ |
| 4 | J K Kersten | 18 | TSS | ___ |
| 5 | K McInerney | 17 | GT | ___ |
| 6 | E R Mitchell | 17 | BBC | ___ |
| 7 | M Petersen | 17 | BGS | ___ |
| 8 | B T Herrigan | 17 | NC | ___ |
| 9 | Z Templeton | 16 | TGS | ___ |

Event 13 Boys 13 & Under 100 LC Metre Freestyle

To start at 3.45pm

GPS Record: 57.02 6/03/2009 C F Fasala - IGS

| Lane | Name | Age | Team | Time |
|------|---------------|-----|------|------|
| 1 | A Kim | 13 | BSHS | ___ |
| 2 | S D Porter | 13 | IGS | ___ |
| 3 | J Bible | 13 | ACGS | ___ |
| 4 | R King | 13 | TSS | ___ |
| 5 | T Neill | 13 | GT | ___ |
| 6 | J Ryan | 13 | BBC | ___ |
| 7 | T Crossley | 13 | BGS | ___ |
| 8 | J A Tomlinson | 13 | NC | ___ |
| 9 | S Reed | 13 | TGS | ___ |

Event 14 Boys 14 & Under 100 LC Metre Freestyle

To start at 3.48pm

GPS Record: 54.79 5/03/2010 C F Fasala - IGS

| Lane | Name | Age | Team | Time |
|------|-------------|-----|------|------|
| 1 | C Mitchell | 14 | BSHS | ___ |
| 2 | K R Welfare | 14 | IGS | ___ |
| 3 | C Smith | 14 | ACGS | ___ |
| 4 | L C Parrish | 14 | TSS | ___ |
| 5 | O Milne | 14 | GT | ___ |
| 6 | S R Kovac | 14 | BBC | ___ |
| 7 | M Jones | 14 | BGS | ___ |
| 8 | H Cotter | 14 | NC | ___ |
| 9 | E McLean | 14 | TGS | ___ |

Event 15 Boys 15 & Under 100 LC Metre Freestyle

To start at 3.51pm

GPS Record: 52.96 5/03/2004 D J van Velden - BBC

| Lane | Name | Age | Team | Time |
|------|---------------|-----|------|------|
| 1 | D Ashcroft | 15 | BSHS | ___ |
| 2 | F M Ford | 15 | IGS | ___ |
| 3 | W Harris | 15 | ACGS | ___ |
| 4 | D Boon-Tennet | 15 | TSS | ___ |
| 5 | T Kerby | 15 | GT | ___ |
| 6 | Z J Nicol | 15 | BBC | ___ |
| 7 | J Jackson | 15 | BGS | ___ |
| 8 | S A Coombes | 15 | NC | ___ |
| 9 | T Wilson | 15 | TGS | ___ |

Event 16 Boys 16 & Under 100 LC Metre Freestyle

To start at 3.54pm

GPS Record: 52.90 2/03/2012 C F Fasala - IGS

| Lane | Name | Age | Team | Time |
|------|------------|-----|------|------|
| 1 | B Milinkov | 16 | BSHS | ___ |
| 2 | J W Ford | 16 | IGS | ___ |
| 3 | H Abeya | 16 | ACGS | ___ |
| 4 | L V Pearce | 16 | TSS | ___ |
| 5 | J Ferguson | 16 | GT | ___ |
| 6 | B D Stubbs | 16 | BBC | ___ |
| 7 | M H Adi | 16 | BGS | ___ |
| 8 | B J Woolf | 16 | NC | ___ |
| 9 | B Clarke | 16 | TGS | ___ |

GPS SWIMMING START LIST

13 Years & Under - Open

Event 17 Boys 100 LC Metre Freestyle

To start at 3.57pm

GPS Record: 51.09 1988 A J Baildon - TSS

| Lane | Name | Age | Team | Time |
|------|----------------|-----|------|------|
| 1 | D McConnell | 17 | BSHS | ___ |
| 2 | J T Scully | 17 | IGS | ___ |
| 3 | A Camp | 17 | ACGS | ___ |
| 4 | D J Richardson | 18 | TSS | ___ |
| 5 | L Townsend | 17 | GT | ___ |
| 6 | B S Paties | 17 | BBC | ___ |
| 7 | S Young | 18 | BGS | ___ |
| 8 | D McMillan | 18 | NC | ___ |
| 9 | B Oates | 17 | TGS | ___ |

Event 18 Boys 13 & Under 50 LC Metre Breaststroke

To start at 4.00pm

GPS Record: 33.06 2/03/2012 Z Stubblety-Cook - ACGS

| Lane | Name | Age | Team | Time |
|------|--------------|-----|------|------|
| 1 | D Donskoi | 13 | BSHS | ___ |
| 2 | J R Allum | 13 | IGS | ___ |
| 3 | T Carrick | 13 | ACGS | ___ |
| 4 | J F Ware | 13 | TSS | ___ |
| 5 | M Gould | 13 | GT | ___ |
| 6 | A Zhu | 13 | BBC | ___ |
| 7 | T Rimmington | 13 | BGS | ___ |
| 8 | K S Smith | 13 | NC | ___ |
| 9 | M Harrison | 13 | TGS | ___ |

Event 19 Boys 14 & Under 50 LC Metre Breaststroke

To start at 4.03pm

GPS Record: 31.97 1992 R D Harrison - ACGS

| Lane | Name | Age | Team | Time |
|------|--------------|-----|------|------|
| 1 | W Chan | 14 | BSHS | ___ |
| 2 | A S Barnett | 13 | IGS | ___ |
| 3 | J Abeya | 14 | ACGS | ___ |
| 4 | J J Hardess | 14 | TSS | ___ |
| 5 | K Du Plessis | 14 | GT | ___ |
| 6 | L D Byrne | 14 | BBC | ___ |
| 7 | A Grant | 14 | BGS | ___ |
| 8 | E J Robbins | 14 | NC | ___ |
| 9 | D Reilly | 14 | TGS | ___ |

Event 20 Boys 15 & Under 50 LC Metre Breaststroke

To start at 4.06pm

GPS Record: 30.88 2001 C D Sprenger - GT

| Lane | Name | Age | Team | Time |
|------|-------------|-----|------|------|
| 1 | D Ashcroft | 15 | BSHS | ___ |
| 2 | J Busch | 15 | IGS | ___ |
| 3 | M Binks | 15 | ACGS | ___ |
| 4 | F M Baildon | 15 | TSS | ___ |
| 5 | N Egan | 15 | GT | ___ |
| 6 | W Downes | 15 | BBC | ___ |
| 7 | B Garbutt | 15 | BGS | ___ |
| 8 | S C Begley | 15 | NC | ___ |
| 9 | J Smith | 15 | TGS | ___ |

Event 21 Boys 16 & Under 50 LC Metre Breaststroke

To start at 4.09pm

GPS Record: 30.29 1998 M E Riley - BGS

| Lane | Name | Age | Team | Time |
|------|------------------|-----|------|------|
| 1 | C Parberry | 16 | BSHS | ___ |
| 2 | R C Maskelyne | 16 | IGS | ___ |
| 3 | Z Stubblety-Cook | 16 | ACGS | ___ |
| 4 | B B Senden | 16 | TSS | ___ |
| 5 | D Bell | 16 | GT | ___ |
| 6 | M J Patullo | 16 | BBC | ___ |
| 7 | M H Adi | 16 | BGS | ___ |
| 8 | J T Prosser | 15 | NC | ___ |
| 9 | B Clarke | 16 | TGS | ___ |

Event 22 Boys 100 LC Metre Breaststroke

To start at 4.12pm

GPS Record: 1:02.82 2003 C D Sprenger - GT

| Lane | Name | Age | Team | Time |
|------|---------------|-----|------|------|
| 1 | M Ng | 17 | BSHS | ___ |
| 2 | T K Barnett | 17 | IGS | ___ |
| 3 | A Cumming | 17 | ACGS | ___ |
| 4 | G J Bell | 18 | TSS | ___ |
| 5 | L Townsend | 17 | GT | ___ |
| 6 | M Large | 17 | BBC | ___ |
| 7 | H J Craw | 17 | BGS | ___ |
| 8 | J B Gilliland | 16 | NC | ___ |
| 9 | A Gibson | 17 | TGS | ___ |

Event 23 Boys 13 & Under 50 LC Metre Butterfly

To start at 4.15pm

GPS Record: 28.51 2003 J R Bruton - TSS

| Lane | Name | Age | Team | Time |
|------|-------------|-----|------|------|
| 1 | T Duke | 13 | BSHS | ___ |
| 2 | S D Porter | 13 | IGS | ___ |
| 3 | C Moloney | 13 | ACGS | ___ |
| 4 | K L Skippis | 13 | TSS | ___ |
| 5 | H McKeering | 13 | GT | ___ |
| 6 | A Zhu | 13 | BBC | ___ |
| 7 | T Crossley | 13 | BGS | ___ |
| 8 | J W Born | 12 | NC | ___ |
| 9 | M Dight | 13 | TGS | ___ |

Event 24 Boys 14 & Under 50 LC Metre Butterfly

To start at 4.18pm

GPS Record: 26.76 7/03/2014 B M Carlyon - BBC

| Lane | Name | Age | Team | Time |
|------|-------------|-----|------|------|
| 1 | L Harris | 14 | BSHS | ___ |
| 2 | L B McGowan | 14 | IGS | ___ |
| 3 | J Abeya | 14 | ACGS | ___ |
| 4 | S P Arthur | 14 | TSS | ___ |
| 5 | O Milne | 14 | GT | ___ |
| 6 | L D Byrne | 14 | BBC | ___ |
| 7 | M Jones | 14 | BGS | ___ |
| 8 | H Cotter | 14 | NC | ___ |
| 9 | E McLean | 14 | TGS | ___ |

PROGRAM CORRECT AT TIME OF PRINTING

GPS SWIMMING START LIST

13 Years & Under - Open

Event 25 Boys 15 & Under 50 LC Metre Butterfly

To start at 4.21pm

GPS Record: 26.09 6/03/2009 Z J Whenuaroa - NC

| Lane | Name | Age | Team | Time |
|------|---------------|-----|------|-------|
| 1 | C Williams | 15 | BSHS | _____ |
| 2 | J G Runnegar | 15 | IGS | _____ |
| 3 | M Freeman | 15 | ACGS | _____ |
| 4 | D Boon-Tennet | 15 | TSS | _____ |
| 5 | T Kerby | 15 | GT | _____ |
| 6 | B M Carlyon | 15 | BBC | _____ |
| 7 | J Jackson | 15 | BGS | _____ |
| 8 | S A Coombes | 15 | NC | _____ |
| 9 | F Stewart | 15 | TGS | _____ |

Event 26 Boys 16 & Under 50 LC Metre Butterfly

To start at 4.24pm

GPS Record: 26.04 4/03/2011 A F Press - TSS

| Lane | Name | Age | Team | Time |
|------|-----------------|-----|------|-------|
| 1 | J Lello | 16 | BSHS | _____ |
| 2 | J W Ford | 16 | IGS | _____ |
| 3 | A Tchernegovski | 16 | ACGS | _____ |
| 4 | L V Pearce | 16 | TSS | _____ |
| 5 | J Ferguson | 16 | GT | _____ |
| 6 | A Gantimuroff | 16 | BBC | _____ |
| 7 | M H Adi | 16 | BGS | _____ |
| 8 | B J Woolf | 16 | NC | _____ |
| 9 | L Reilly | 16 | TGS | _____ |

Event 27 Boys 100 LC Metre Butterfly

To start at 4.27pm

GPS Record: 55.62 5/03/2010 C Fedrick - IGS

| Lane | Name | Age | Team | Time |
|------|----------------|-----|------|-------|
| 1 | J Burgess | 17 | BSHS | _____ |
| 2 | T K Barnett | 17 | IGS | _____ |
| 3 | J Camp | 17 | ACGS | _____ |
| 4 | D J Richardson | 18 | TSS | _____ |
| 5 | R Kelly | 17 | GT | _____ |
| 6 | B S Paties | 17 | BBC | _____ |
| 7 | M Hensen | 17 | BGS | _____ |
| 8 | C W Cox | 16 | NC | _____ |
| 9 | B Oates | 17 | TGS | _____ |

Event 28 Boys 13 & Under 200 LC Metre Freestyle

To start at 4.30pm

GPS Record: 2:04.49 1994 W B Guthrie - GT

| Lane | Name | Age | Team | Time |
|------|---------------|-----|------|-------|
| 1 | A Kim | 13 | BSHS | _____ |
| 2 | G T Wolvetang | 13 | IGS | _____ |
| 3 | J Bible | 13 | ACGS | _____ |
| 4 | R King | 13 | TSS | _____ |
| 5 | T Neill | 13 | GT | _____ |
| 6 | T Campbell | 13 | BBC | _____ |
| 7 | T Rimmington | 13 | BGS | _____ |
| 8 | J A Tomlinson | 13 | NC | _____ |
| 9 | S Reed | 13 | TGS | _____ |

Event 29 Boys 14 & Under 200 LC Metre Freestyle

To start at 4.34pm

GPS Record: 2:01.51 1993 S C Kennedy - NC

| Lane | Name | Age | Team | Time |
|------|------------|-----|------|-------|
| 1 | L Harris | 14 | BSHS | _____ |
| 2 | K R Burton | 14 | IGS | _____ |
| 3 | C Smith | 14 | ACGS | _____ |
| 4 | S P Arthur | 14 | TSS | _____ |
| 5 | T Dearlove | 14 | GT | _____ |
| 6 | O Mitchell | 14 | BBC | _____ |
| 7 | A Grant | 14 | BGS | _____ |
| 8 | H Cotter | 14 | NC | _____ |
| 9 | E McLean | 14 | TGS | _____ |

Event 30 Boys 15 & Under 200 LC Metre Freestyle

To start at 4.38pm

GPS Record: 1:57.22 5/03/2004 D J van Velden - BBC

| Lane | Name | Age | Team | Time |
|------|--------------|-----|------|-------|
| 1 | C Williams | 15 | BSHS | _____ |
| 2 | M J Campbell | 15 | IGS | _____ |
| 3 | W Harris | 15 | ACGS | _____ |
| 4 | M J Osborn | 15 | TSS | _____ |
| 5 | R Townsend | 15 | GT | _____ |
| 6 | L J Trew | 15 | BBC | _____ |
| 7 | J Jackson | 15 | BGS | _____ |
| 8 | L T Gough | 15 | NC | _____ |
| 9 | T Wilson | 15 | TGS | _____ |

Event 31 Boys 16 & Under 200 LC Metre Freestyle

To start at 4.42pm

GPS Record: 1:55.86 2001 N R Sprenger - GT

| Lane | Name | Age | Team | Time |
|------|------------------|-----|------|-------|
| 1 | C McFaul | 16 | BSHS | _____ |
| 2 | R C Maskelyne | 16 | IGS | _____ |
| 3 | Z Stubblety-Cook | 16 | ACGS | _____ |
| 4 | E D Cole | 16 | TSS | _____ |
| 5 | D Bell | 16 | GT | _____ |
| 6 | A Gantimuroff | 16 | BBC | _____ |
| 7 | C Ormrod | 16 | BGS | _____ |
| 8 | B J Woolf | 16 | NC | _____ |
| 9 | D Stevens | 16 | TGS | _____ |

Event 32 Boys 200 LC Metre Freestyle

To start at 4.46pm

GPS Record: 1:52.29 2002 N R Sprenger - GT

| Lane | Name | Age | Team | Time |
|------|--------------|-----|------|-------|
| 1 | D McConnell | 17 | BSHS | _____ |
| 2 | J T Scully | 17 | IGS | _____ |
| 3 | A Camp | 17 | ACGS | _____ |
| 4 | J K Kersten | 18 | TSS | _____ |
| 5 | L Townsend | 17 | GT | _____ |
| 6 | E R Mitchell | 17 | BBC | _____ |
| 7 | S Young | 18 | BGS | _____ |
| 8 | D McMillan | 18 | NC | _____ |
| 9 | A Gibson | 17 | TGS | _____ |

GPS SWIMMING START LIST

13 Years & Under - Open

Event 33 Boys 13 & Under 200 LC Metre Medley Relay

To start at 4.50pm

GPS Record: 2:03.35 8/03/2013 BSHS

C Oslington-Elliott, D Ashcroft, L Gough, J Currie

| Lane | Team | Relay | Time |
|------|---------------------|---------------------|-------|
| 1 | BSHS | | _____ |
| | 1) J Lancaster 13 | 2) D Donskoi 13 | |
| | 3) T Duke 13 | 4) W Johannesen 13 | |
| 2 | IGS | | _____ |
| | 1) J D Campbell 13 | 2) J R Allum 13 | |
| | 3) S D Porter 13 | 4) G T Wolvetang 13 | |
| 3 | ACGS | | _____ |
| | 1) C Peabody 13 | 2) T Carrick 13 | |
| | 3) J Bible 13 | 4) F MacPherson 13 | |
| 4 | TSS | | _____ |
| | 1) J W Devlin 13 | 2) K Kanemura 13 | |
| | 3) J A Nield 13 | 4) R Ewing 13 | |
| 5 | GT | | _____ |
| | 1) L McNerney 13 | 2) M Gould 13 | |
| | 3) H McKeering 13 | 4) T Neill 13 | |
| 6 | BBC | | _____ |
| | 1) A Zhu 13 | 2) M Rutley 13 | |
| | 3) T Kim 13 | 4) J Ryan 13 | |
| 7 | BGS | | _____ |
| | 1) S Atherton 13 | 2) T Rimmington 13 | |
| | 3) T Crossley 13 | 4) L Graham 13 | |
| 8 | NC | | _____ |
| | 1) J A Tomlinson 13 | 2) K S Smith 13 | |
| | 3) J W Born 12 | 4) Z L Kirk 13 | |
| 9 | TGS | | _____ |
| | 1) S Reed 13 | 2) M Harrison 13 | |
| | 3) N Shannon 13 | 4) M Dight 13 | |

Event 34 Boys 13 & Under 300 LC Metre Freestyle Relay

To start at 4.55pm

GPS Record: 2:49.23 7/03/2014 BBC

J Brouwers, S Kovac, J Somerville, J Gallagher

| Lane | Team | Relay | Time |
|------|---------------------|-------------------|-------|
| 1 | BSHS | | _____ |
| | 1) A Gigovic 13 | 2) A Birchall 13 | |
| | 3) F Mulcahy 13 | 4) N Bright 13 | |
| | 5) I Willmington 13 | 6) A Kim 13 | |
| 2 | IGS | | _____ |
| | 1) N J Wright 12 | 2) E M King 13 | |
| | 3) A J Gough 13 | 4) L P Smart 13 | |
| | 5) J K Jorgensen 13 | 6) K M Crouch 13 | |
| 3 | ACGS | | _____ |
| | 1) C Moloney 13 | 2) L Craig 13 | |
| | 3) H Swift 13 | 4) O Henzell 13 | |
| | 5) W Eaglesham 13 | 6) F Holmes 13 | |
| 4 | TSS | | _____ |
| | 1) K L Skipps 13 | 2) E L Macleod 13 | |
| | 3) W J Taylor 13 | 4) J F Ware 13 | |
| | 5) S D Smith 13 | 6) R King 13 | |
| 5 | GT | | _____ |
| | 1) M Lillicrap 13 | 2) L Bell 13 | |
| | 3) J Woodward 13 | 4) E Musgrave 13 | |
| | 5) A Macuga 13 | 6) R Capstick 13 | |
| 6 | BBC | | _____ |
| | 1) T Campbell 13 | 2) L Richmond 13 | |
| | 3) R Wells 13 | 4) J Finlay 13 | |
| | 5) H Guest 13 | 6) W O'Meara 13 | |
| 7 | BGS | | _____ |
| | 1) S Cochrane 13 | 2) M Giles 13 | |
| | 3) C Stoneley 13 | 4) T Rainbird 13 | |
| | 5) H Sommerville 12 | 6) A Fenton 12 | |
| 8 | NC | | _____ |
| | 1) T E Raymond 12 | 2) B P Rohan 13 | |
| | 3) O J Jones 13 | 4) N J Nelson 12 | |
| | 5) P M Long 13 | 6) J Bhujel 13 | |
| 9 | TGS | | _____ |
| | 1) K Cass 13 | 2) J Drews 13 | |
| | 3) W Tasker 13 | 4) R Singh 13 | |
| | 5) W Cochrane 13 | 6) J Hartley 13 | |

PROGRAM CORRECT AT TIME OF PRINTING

GPS SWIMMING START LIST

13 Years & Under - Open

Event 35 Boys 14 & Under 200 LC Metre Medley Relay

To start at 5.00pm

GPS Record: 1:58.64 2/03/2012 TGS

B McCarthy, P McNab, B Oates, C Carswell

| Lane | Team | Relay | Time |
|------|-------------------------|--------------------|-------|
| 1 | BSHS | | _____ |
| | 1) C Mitchell 14 | 2) W Chan 14 | |
| | 3) L Harris 14 | 4) D Wang 14 | |
| 2 | IGS | | _____ |
| | 1) K R Welfare 14 | 2) A S Barnett 13 | |
| | 3) K R Burton 14 | 4) L B McGowan 14 | |
| 3 | ACGS | | _____ |
| | 1) J Abeya 14 | 2) B MacDonald 14 | |
| | 3) D J Orchard 14 | 4) J Synnott 14 | |
| 4 | TSS | | _____ |
| | 1) L C Parrish 14 | 2) J J Hardess 14 | |
| | 3) S P Arthur 14 | 4) Z A Maher 14 | |
| 5 | GT | | _____ |
| | 1) T Dearlove 14 | 2) K Du Plessis 14 | |
| | 3) O Milne 14 | 4) C Williamson 14 | |
| 6 | BBC | | _____ |
| | 1) N M Murchison 14 | 2) H A Walker 14 | |
| | 3) L T Allen 14 | 4) C Doe 14 | |
| 7 | BGS | | _____ |
| | 1) W Su 14 | 2) A Grant 14 | |
| | 3) M Jones 14 | 4) M Adi 14 | |
| 8 | NC | | _____ |
| | 1) D A Schostakowski 14 | 2) K A Cowman 14 | |
| | 3) T Fallis 14 | 4) E E Irvine 14 | |
| 9 | TGS | | _____ |
| | 1) W Gibson 14 | 2) B Donohoe 14 | |
| | 3) C Lyons 14 | 4) B Horsley 14 | |

Event 36 Boys 14 & Under 300 LC Metre Freestyle Relay

To start at 5.05pm

GPS Record: 2:40.34 10/03/2006 BGS

| Lane | Team | Relay | Time |
|------|--------------------|---------------------|-------|
| 1 | BSHS | | _____ |
| | 1) L Waldie 14 | 2) S McKenzie 14 | |
| | 3) Y Yang 14 | 4) J Dann 14 | |
| | 5) N English 14 | 6) O Boucher 14 | |
| 2 | IGS | | _____ |
| | 1) C R Bilzon 14 | 2) A E Owen 14 | |
| | 3) W F Smith 14 | 4) H C Fisher 14 | |
| | 5) C R Ward 14 | 6) C G Gough 14 | |
| 3 | ACGS | | _____ |
| | 1) C Smith 14 | 2) J Taylor 14 | |
| | 3) T Culleton 14 | 4) H Steel 14 | |
| | 5) L Butler 14 | 6) B Carrick 14 | |
| 4 | TSS | | _____ |
| | 1) G W Nield 14 | 2) J P Brinsmead 14 | |
| | 3) H French 14 | 4) D M Robertson 14 | |
| | 5) G B Orsmond 14 | 6) H S Kennedy 14 | |
| 5 | GT | | _____ |
| | 1) J Fredricks 14 | 2) R Donaldson 14 | |
| | 3) H Raymond 14 | 4) M Bennett 14 | |
| | 5) C Tweedy 14 | 6) O Dowling 14 | |
| 6 | BBC | | _____ |
| | 1) J A Brouwers 14 | 2) S R Kovac 14 | |
| | 3) J Somerville 14 | 4) J Gallagher 14 | |
| | 5) O Mitchell 14 | 6) L D Byrne 14 | |
| 7 | BGS | | _____ |
| | 1) G Stewart 14 | 2) T Eccleston 14 | |
| | 3) K Tran 14 | 4) G Lamarre 14 | |
| | 5) J Trappett 14 | 6) G Christie 14 | |
| 8 | NC | | _____ |
| | 1) J C Cameron 14 | 2) H Cotter 14 | |
| | 3) O S Diggles 14 | 4) E J Robbins 14 | |
| | 5) S J Horder 14 | 6) H G Brown 14 | |
| 9 | TGS | | _____ |
| | 1) E McLean 14 | 2) D Reilly 14 | |
| | 3) J Sargood 14 | 4) J Ridley 14 | |
| | 5) T Kelk 14 | 6) C Turner 14 | |

GPS SWIMMING START LIST

13 Years & Under - Open

Event 37 Boys 15 & Under 200 LC Metre Medley Relay

To start at 5.10pm

GPS Record: 1:54.27 4/03/2011 NC

D Oliver, J O'Hanlon, J Whenuaroa, I Freeman

| Lane | Team | Relay | Time |
|------|---------------------------|----------------------|------|
| 1 | BSHS | | --- |
| | 1) C Oslington-Elliott 15 | 2) D Ashcroft 15 | |
| | 3) C Williams 15 | 4) D Gigovic 15 | |
| 2 | IGS | | --- |
| | 1) L J Burdett 15 | 2) L B Danaher 15 | |
| | 3) J Lee 15 | 4) D P Johnston 15 | |
| 3 | ACGS | | --- |
| | 1) W Harris 15 | 2) M Binks 15 | |
| | 3) M Freeman 15 | 4) Q Rashford 15 | |
| 4 | TSS | | --- |
| | 1) W K Thilwind 15 | 2) F M Baildon 15 | |
| | 3) T H Fuhrmann 15 | 4) J T Rutherford 15 | |
| 5 | GT | | --- |
| | 1) R Townsend 15 | 2) N Egan 15 | |
| | 3) T Kerby 15 | 4) J Ruff 15 | |
| 6 | BBC | | --- |
| | 1) B Nahrung 15 | 2) W Finlay 15 | |
| | 3) H Harvey 15 | 4) O S Quinn 15 | |
| 7 | BGS | | --- |
| | 1) B Wang 15 | 2) B Garbutt 15 | |
| | 3) J Jackson 15 | 4) T Morgan 15 | |
| 8 | NC | | --- |
| | 1) W M Ellis 15 | 2) S C Begley 15 | |
| | 3) W M Martin 15 | 4) T G Grech 15 | |
| 9 | TGS | | --- |
| | 1) F Stewart 15 | 2) J Smith 15 | |
| | 3) T Wilson 15 | 4) S Reddan 15 | |

Event 38 Boys 15 & Under 300 LC Metre Freestyle Relay

To start at 5.15pm

GPS Record: 2:33.41 9/03/2007 BGS

| Lane | Team | Relay | Time |
|------|--------------------------|---------------------|------|
| 1 | BSHS | | --- |
| | 1) A Nguyen 15 | 2) J Currie 15 | |
| | 3) L Turner 15 | 4) L Haddock 15 | |
| | 5) L Randall 15 | 6) H Roh 15 | |
| 2 | IGS | | --- |
| | 1) F M Ford 15 | 2) M J Campbell 15 | |
| | 3) J G Runnegar 15 | 4) J Busch 15 | |
| | 5) J T Donaldson 15 | 6) C J Moloney 15 | |
| 3 | ACGS | | --- |
| | 1) T Hughes 15 | 2) J Hall 15 | |
| | 3) D Hansen 15 | 4) A Ogilvie 15 | |
| | 5) B Carleton 15 | 6) W MacPherson 15 | |
| 4 | TSS | | --- |
| | 1) K J Lowe 15 | 2) M J Osborn 15 | |
| | 3) T P van der Schyff 15 | 4) J Hopkins 15 | |
| | 5) M F Harris 15 | 6) D Boon-Tennet 15 | |
| 5 | GT | | --- |
| | 1) L Mortensen 15 | 2) J Sparksman 15 | |
| | 3) J Kefu 15 | 4) J Cabucos 15 | |
| | 5) D Mackie 15 | 6) O Lawson 15 | |
| 6 | BBC | | --- |
| | 1) Z J Nicol 15 | 2) W Downes 15 | |
| | 3) L J Trew 15 | 4) X Fletcher 15 | |
| | 5) M H Barnes 15 | 6) B M Carlyon 15 | |
| 7 | BGS | | --- |
| | 1) N Siganto 15 | 2) J Bowden 15 | |
| | 3) J Winning 15 | 4) R Wechsel 15 | |
| | 5) J Bragg 15 | 6) J Appleyard 15 | |
| 8 | NC | | --- |
| | 1) F K Nicholls 15 | 2) L T Gough 15 | |
| | 3) T J McApline 15 | 4) W Bhujel 15 | |
| | 5) T S Krause 15 | 6) S A Coombes 15 | |
| 9 | TGS | | --- |
| | 1) T Cole 15 | 2) L Gourley 15 | |
| | 3) A Waite 15 | 4) B Winter 15 | |
| | 5) E Rattray 15 | 6) W Owen 15 | |

PROGRAM CORRECT AT TIME OF PRINTING

GPS SWIMMING START LIST

13 Years & Under - Open

Event 39 Boys 16 & Under 200 LC Metre Medley Relay

To start at 5.20pm

GPS Record: 1:51.61 8/03/2013 TSS

J Kersten, G Bell, D Richardson, B Heiniger

| Lane | Team | Relay | Time |
|------|-----------------------|------------------------|------|
| 1 | BSHS | | --- |
| | 1) B Milinkov 16 | 2) C Parberry 16 | |
| | 3) J Lello 16 | 4) J Herman 16 | |
| 2 | IGS | | --- |
| | 1) J W Ford 16 | 2) R C Maskelyne 16 | |
| | 3) M H Elmes 16 | 4) B G Cawood 16 | |
| 3 | ACGS | | --- |
| | 1) H Abeya 16 | 2) Z Stubblety-Cook 16 | |
| | 3) A Tchernegovski 16 | 4) M McGregor 16 | |
| 4 | TSS | | --- |
| | 1) E D Cole 16 | 2) B B Senden 16 | |
| | 3) L L Arthur 16 | 4) J L Hardy 16 | |
| 5 | GT | | --- |
| | 1) J Ferguson 16 | 2) D Bell 16 | |
| | 3) T Loudon 16 | 4) C Windsor 16 | |
| 6 | BBC | | --- |
| | 1) F J Morrison 15 | 2) O L Vollmerhause 15 | |
| | 3) I J McLean 15 | 4) O W Fitzpatrick 16 | |
| 7 | BGS | | --- |
| | 1) C Ormrod 16 | 2) M H Adi 16 | |
| | 3) T Ryan 16 | 4) W Theile 16 | |
| 8 | NC | | --- |
| | 1) P J Lynch 16 | 2) T J Carrick 15 | |
| | 3) J S Preval 16 | 4) T P Donovan 15 | |
| 9 | TGS | | --- |
| | 1) D Stevens 16 | 2) S Penhaligon 16 | |
| | 3) L Reilly 16 | 4) B Clarke 16 | |

Event 40 Boys 16 & Under 300 LC Metre Freestyle Relay

To start at 5.25pm

GPS Record: 2:30.99 7/03/2008 BGS

| Lane | Team | Relay | Time |
|------|-------------------------|-------------------------|------|
| 1 | BSHS | | --- |
| | 1) J Bayley 16 | 2) J Hogendoorn 16 | |
| | 3) F Bright 16 | 4) B Li 16 | |
| | 5) W Chan 16 | 6) C McFaul 16 | |
| 2 | IGS | | --- |
| | 1) K J Bilzon 16 | 2) F E O'Brien 16 | |
| | 3) J N McKay 16 | 4) T E Harris Keller 15 | |
| | 5) J R Charles 16 | 6) A C Dubur 16 | |
| 3 | ACGS | | --- |
| | 1) D Pool 16 | 2) J Lavell 16 | |
| | 3) J Van Drunen 16 | 4) A Redgwell 16 | |
| | 5) J Bennett-Woodger 16 | 6) N Holt 16 | |
| 4 | TSS | | --- |
| | 1) L V Pearce 16 | 2) R C Goodhew 16 | |
| | 3) K M Barry 16 | 4) J G Jones 16 | |
| | 5) T A Redler 16 | 6) R Hirose 16 | |
| 5 | GT | | --- |
| | 1) H Richards 16 | 2) A Smith 16 | |
| | 3) C Dollar 16 | 4) M Taraborrelli 16 | |
| | 5) W Zuill 16 | 6) F Kelly 16 | |
| 6 | BBC | | --- |
| | 1) B D Stubbs 16 | 2) A Gantimuroff 16 | |
| | 3) M J Patullo 16 | 4) C P Green 16 | |
| | 5) D R Beames 16 | 6) J White 16 | |
| 7 | BGS | | --- |
| | 1) D B Johns 16 | 2) P Hogan 16 | |
| | 3) M Mower 16 | 4) E Gillan 16 | |
| | 5) I Stanislaus 16 | 6) W Kim 16 | |
| 8 | NC | | --- |
| | 1) J B Herbert 16 | 2) J B Cilliers 16 | |
| | 3) B R Woodward 16 | 4) A E Tascheret 15 | |
| | 5) B J Woolf 16 | 6) J T Prosser 15 | |
| 9 | TGS | | --- |
| | 1) N Jones 16 | 2) J Stumer 16 | |
| | 3) J Anderson 16 | 4) J Vaughan 16 | |
| | 5) C McLoughlin 16 | 6) K Oates 16 | |

GPS SWIMMING START LIST

13 Years & Under - Open

Event 41 Boys 200 LC Metre Medley Relay

To start at 5.30pm

GPS Record: 1:46.38 7/03/2014 TSS

| Lane | Team | Relay | Time |
|------|----------------------|---------------------|------|
| 1 | BSHS | | --- |
| | 1) J Burgess 17 | 2) M Ng 17 | |
| | 3) D McConnell 17 | 4) M Nguyen 17 | |
| 2 | IGS | | --- |
| | 1) C C Cawood 18 | 2) T K Barnett 17 | |
| | 3) J T Scully 17 | 4) O J Pye 18 | |
| 3 | ACGS | | --- |
| | 1) W Walsh 17 | 2) A Cumming 17 | |
| | 3) J Camp 17 | 4) A Camp 17 | |
| 4 | TSS | | --- |
| | 1) J K Kersten 18 | 2) G J Bell 18 | |
| | 3) D J Richardson 18 | 4) S Goadby 17 | |
| 5 | GT | | --- |
| | 1) K McInerney 17 | 2) T Harden 16 | |
| | 3) L Trainer 17 | 4) C Moltoni 17 | |
| 6 | BBC | | --- |
| | 1) E R Mitchell 17 | 2) M Large 17 | |
| | 3) B S Paties 17 | 4) A M Russell 17 | |
| 7 | BGS | | --- |
| | 1) M Petersen 17 | 2) H M Stubbs 17 | |
| | 3) M Hensen 17 | 4) S Young 18 | |
| 8 | NC | | --- |
| | 1) C B Kimelkis 17 | 2) J B Gilliland 16 | |
| | 3) B J Clough 17 | 4) J G Donovan 17 | |
| 9 | TGS | | --- |
| | 1) Z Templeton 16 | 2) A Gibson 17 | |
| | 3) B Oates 17 | 4) B Drew 18 | |

Event 42 Boys 300 LC Metre Freestyle Relay

To start at 5.35pm

GPS Record: 2:25.80 6/03/2009 BGS

| Lane | Team | Relay | Time |
|------|------------------------|--------------------|------|
| 1 | BSHS | | --- |
| | 1) H Gray 17 | 2) N Free 17 | |
| | 3) E Perera 17 | 4) J Freeman 16 | |
| | 5) W Brown 16 | 6) M Head 17 | |
| 2 | IGS | | --- |
| | 1) A C Langdale 17 | 2) M B Canham 17 | |
| | 3) D E Dreyer 18 | 4) C B Fritz 17 | |
| | 5) J M Sheridan 17 | 6) C K Storck 18 | |
| 3 | ACGS | | --- |
| | 1) J Taylor 17 | 2) E Bevan 18 | |
| | 3) J Findlay 17 | 4) J MacMillan 17 | |
| | 5) M Goldberg 17 | 6) N Cockerill 17 | |
| 4 | TSS | | --- |
| | 1) S H Mackay-Payne 17 | 2) J R Neilsen 18 | |
| | 3) M S Statham 18 | 4) D J O'Neill 17 | |
| | 5) J J Cashman 18 | 6) C Usher 17 | |
| 5 | GT | | --- |
| | 1) L Townsend 17 | 2) T Proberts 17 | |
| | 3) R Kelly 17 | 4) K Osborne 17 | |
| | 5) D Moreland 17 | 6) N Mortensen 17 | |
| 6 | BBC | | --- |
| | 1) M A Rose 17 | 2) F L Cavallo 18 | |
| | 3) R MacNicol 17 | 4) C Starky 17 | |
| | 5) K Strachan 17 | 6) M K Van Dijk 17 | |
| 7 | BGS | | --- |
| | 1) L Sommerville 17 | 2) E A Craw 17 | |
| | 3) H J Craw 17 | 4) H Wyer 17 | |
| | 5) C McKenna 17 | 6) J Stilwell 17 | |
| 8 | NC | | --- |
| | 1) D McMillan 18 | 2) C Warren | |
| | 3) J N Elordi 18 | 4) J F O'Brien 17 | |
| | 5) H C Foster 18 | 6) C W Cox 16 | |
| 9 | TGS | | --- |
| | 1) C Carswell 17 | 2) J Parkinson 17 | |
| | 3) T Rackemann 17 | 4) F Gourlay 17 | |
| | 5) B Saxton 17 | 6) P McNab 17 | |

PROGRAM CORRECT AT TIME OF PRINTING

CHAMPION SCHOOL

13 Years & Under - Open

SCORING SHEET

| EVENT | AGE GROUP | DIV | LANE 1 BSHS | LANE 2 IGS | LANE 3 ACGS | LANE 4 TSS | LANE 5 GT | LANE 6 BBC | LANE 7 BGS | LANE 8 NC | LANE 9 TGS | TIME |
|----------------------|------------|-----|----------------|---------------|----------------|---------------|--------------|---------------|---------------|--------------|---------------|------|
| 400m Freestyle | All Age | | | | | | | | | | | |
| 200m Ind. Medley | All Age | | | | | | | | | | | |
| 50m Freestyle | 13 Yrs & U | | | | | | | | | | | |
| 50m Freestyle | 14 Yrs & U | | | | | | | | | | | |
| 50m Freestyle | 15 Yrs & U | | | | | | | | | | | |
| 50m Freestyle | 16 Yrs & U | | | | | | | | | | | |
| 50m Freestyle | Open | | | | | | | | | | | |
| 50m Backstroke | 13 Yrs & U | | | | | | | | | | | |
| 50m Backstroke | 14 Yrs & U | | | | | | | | | | | |
| 50m Backstroke | 15 Yrs & U | | | | | | | | | | | |
| 50m Backstroke | 16 Yrs & U | | | | | | | | | | | |
| 100m Backstroke | Open | | | | | | | | | | | |
| 100m Freestyle | 13 Yrs & U | | | | | | | | | | | |
| 100m Freestyle | 14 Yrs & U | | | | | | | | | | | |
| 100m Freestyle | 15 Yrs & U | | | | | | | | | | | |
| 100m Freestyle | 16 Yrs & U | | | | | | | | | | | |
| 100m Freestyle | Open | | | | | | | | | | | |
| 50m Breaststroke | 13 Yrs & U | | | | | | | | | | | |
| 50m Breaststroke | 14 Yrs & U | | | | | | | | | | | |
| 50m Breaststroke | 15 Yrs & U | | | | | | | | | | | |
| 50m Breaststroke | 16 Yrs & U | | | | | | | | | | | |
| 100m Breaststroke | Open | | | | | | | | | | | |
| 50m Butterfly | 13 Yrs & U | | | | | | | | | | | |
| 50m Butterfly | 14 Yrs & U | | | | | | | | | | | |
| 50m Butterfly | 15 Yrs & U | | | | | | | | | | | |
| 50m Butterfly | 16 Yrs & U | | | | | | | | | | | |
| 100m Butterfly | Open | | | | | | | | | | | |
| 200m Freestyle | 13 Yrs & U | | | | | | | | | | | |
| 200m Freestyle | 14 Yrs & U | | | | | | | | | | | |
| 200m Freestyle | 15 Yrs & U | | | | | | | | | | | |
| 200m Freestyle | 16 Yrs & U | | | | | | | | | | | |
| 200m Freestyle | Open | | | | | | | | | | | |
| Medley Relay | 13 Yrs & U | | | | | | | | | | | |
| 300m Freestyle Relay | 13 Yrs & U | | | | | | | | | | | |
| Medley Relay | 14 Yrs & U | | | | | | | | | | | |
| 300m Freestyle Relay | 14 Yrs & U | | | | | | | | | | | |
| Medley Relay | 15 Yrs & U | | | | | | | | | | | |
| 300m Freestyle Relay | 15 Yrs & U | | | | | | | | | | | |
| Medley Relay | 16 Yrs & U | | | | | | | | | | | |
| 300m Freestyle Relay | 16 Yrs & U | | | | | | | | | | | |
| Medley Relay | Open | | | | | | | | | | | |
| 300m Freestyle Relay | Open | | | | | | | | | | | |

POINTS - Individual Events and Relays 10, 8, 7, 6, 5, 4, 3, 2, 1

CHAMPION SCHOOLS - SWIMMING

FIRST THREE SCHOOLS

| | | | |
|------|---|------|---|
| 1918 | Gregory Terrace | 1978 | Brisbane State High School, Brisbane Grammar School, Gregory Terrace |
| 1919 | Gregory Terrace | 1979 | Brisbane State High School, Brisbane Grammar School, The Southport School |
| 1920 | Brisbane Grammar School | 1980 | Brisbane State High School, Brisbane Grammar School, Gregory Terrace |
| 1921 | Gregory Terrace | 1981 | Brisbane State High School, Brisbane Grammar School, Gregory Terrace |
| 1922 | The Southport School | 1982 | Brisbane State High School, Gregory Terrace, Brisbane Grammar School |
| 1923 | Nudgee College | 1983 | Brisbane State High School, Gregory Terrace, Brisbane Grammar School |
| 1924 | Brisbane Grammar School | 1984 | Brisbane State High School, Church of England Grammar School, Brisbane Grammar School |
| 1925 | Brisbane Grammar School | 1985 | Brisbane State High School, Gregory Terrace, Brisbane Grammar School |
| 1926 | Brisbane Grammar School | 1986 | Brisbane State High School, Gregory Terrace, Brisbane Grammar School |
| 1927 | Brisbane Grammar School | 1987 | Gregory Terrace, Brisbane State High School, Brisbane Grammar School |
| 1928 | Brisbane Grammar School | 1988 | Gregory Terrace, Brisbane Grammar School, Brisbane State High School |
| 1929 | Brisbane Grammar School | 1989 | Gregory Terrace, Brisbane State High School, Brisbane Grammar School |
| 1930 | Church of England Grammar School | 1990 | Gregory Terrace, Brisbane State High School, Anglican Church Grammar School |
| 1931 | Brisbane Grammar School | 1991 | Gregory Terrace, Brisbane Grammar School, Anglican Church Grammar School |
| 1932 | No Competition | 1992 | Nudgee College, Brisbane State High School, Anglican Church Grammar School |
| 1933 | Brisbane State High School | 1993 | Nudgee College, Brisbane State High School, Anglican Church Grammar School |
| 1934 | Brisbane Grammar School | 1994 | Nudgee College, Brisbane Grammar School, Gregory Terrace |
| 1935 | Toowoomba Grammar School | 1995 | Nudgee College, Anglican Church Grammar School, Gregory Terrace |
| 1936 | Brisbane Grammar School | 1996 | Nudgee College, Gregory Terrace, Brisbane Grammar School |
| 1937 | Church of England Grammar School | 1997 | Nudgee College, Brisbane Grammar School, Gregory Terrace |
| 1938 | No Competition | 1998 | Nudgee College, The Southport School, Brisbane Grammar School |
| 1939 | Church of England Grammar School | 1999 | Nudgee College, Brisbane Boys' College, Brisbane Grammar School |
| 1940 | Church of England Grammar School | 2000 | Nudgee College, Brisbane Grammar School, Gregory Terrace |
| 1941 | Church of England Grammar School | 2001 | Nudgee College, Brisbane Grammar School, Gregory Terrace |
| 1942 | No Competition | 2002 | Nudgee College, Brisbane Grammar School, Ipswich Grammar School |
| 1943 | Church of England Grammar School | 2003 | Nudgee College, Ipswich Grammar School, The Southport School |
| 1944 | Church of England Grammar School | 2004 | The Southport School, Nudgee College, Ipswich Grammar School |
| 1945 | Church of England Grammar School | 2005 | The Southport School, Nudgee College, Brisbane Grammar School |
| 1946 | Church of England Grammar School | 2006 | Nudgee College, The Southport School, Gregory Terrace |
| 1947 | Church of England Grammar School | 2007 | The Southport School, Nudgee College, Gregory Terrace |
| 1948 | Church of England Grammar School | 2008 | The Southport School, Nudgee College, Anglican Church Grammar School |
| 1949 | Church of England Grammar School, Gregory Terrace | 2009 | Nudgee College, The Southport School, Brisbane Grammar School |
| 1950 | Church of England Grammar School | 2010 | Nudgee College, Brisbane Grammar School, The Southport School |
| 1951 | No Competition | 2011 | Nudgee College, Anglican Church Grammar School, The Southport School |
| 1952 | Gregory Terrace | 2012 | Nudgee College, The Southport School, Brisbane Grammar School |
| 1953 | Gregory Terrace, Brisbane Boys' College, Church of England Grammar School | 2013 | The Southport School, Nudgee College, Toowoomba Grammar School |
| 1954 | Gregory Terrace & Nudgee College (Tie first), Church of England Grammar School | 2014 | (Y5-7) Anglican Church Grammar School, The Southport School, Brisbane Grammar School (Y8-12) Anglican Church Grammar School, The Southport School, Brisbane Boys' College |
| 1955 | Gregory Terrace, Church of England Grammar School, Nudgee College | | |
| 1956 | Church of England Grammar School | | |
| 1957 | Gregory Terrace | | |
| 1958 | Gregory Terrace | | |
| 1959 | Gregory Terrace | | |
| 1960 | Church of England Grammar School, Gregory Terrace, Nudgee College | | |
| 1961 | Church of England Grammar School, Brisbane Grammar School, The Southport School | | |
| 1962 | Church of England Grammar School, Gregory Terrace, Brisbane Grammar School | | |
| 1963 | Church of England Grammar School, Brisbane Grammar School, Gregory Terrace | | |
| 1964 | Church of England Grammar School, Nudgee College, Brisbane State High School | | |
| 1965 | Church of England Grammar School, Gregory Terrace, Brisbane State High School | | |
| 1966 | No Competition | | |
| 1967 | No Competition | | |
| 1968 | Brisbane State High School, Gregory Terrace, Church of England Grammar School | | |
| 1969 | Brisbane State High School, Church of England Grammar School, Brisbane Grammar School | | |
| 1970 | Gregory Terrace, Brisbane State High School, Brisbane Grammar School | | |
| 1971 | Brisbane Grammar School, Gregory Terrace, Brisbane State High School | | |
| 1972 | Brisbane Grammar School, Gregory Terrace, Church of England Grammar School | | |
| 1973 | Brisbane Grammar School, Church of England Grammar School, Gregory Terrace | | |
| 1974 | Brisbane Grammar School, Gregory Terrace, Church of England Grammar School | | |
| 1975 | Brisbane Grammar School, Brisbane State High School, Church of England Grammar School | | |
| 1976 | Brisbane Grammar School, Brisbane State High School, Church of England Grammar School | | |
| 1977 | Brisbane Grammar School, Brisbane State High School, Ipswich Grammar School | | |

•No records of minor placings – 1948 and prior, 1950, 1952, 1956 – 1959.

GPS SWIMMING - HISTORY OF RESULTS

13 Years & Under - Open

Note: No competition held in 1938, 1942, 1951, 1966, 1967. Current Record Holder = ®

400 Metre Freestyle - Open

| Date | First | Second | Third | Fourth | Fifth | Time |
|--------|--------------------------|-------------------------|-------------------------|-----------------------|-----------------------|-----------|
| 1928- | B. Butcher (TSS) | K. Sylow (BGS) | W. Harding (IGS) | | | 6.52 |
| 1929- | J. Cran (TSS) | R. Spencer (GT) | R. Fraser (CEGS) | | | 6.291/5 |
| 1930- | R. Canham (CEGS) | N. Wnght (TGS) | J. Crombie (TSS) | | | 6.12 4/5 |
| 1931- | R. Spencer (GT) | C. Harland (BGS) | J. Crombie (TSS) | | | 6.21 |
| 1933- | T. Long (BSHS) | K. McAlpine (TGS) | T. Barbat (BGS) | | | 5.53 1/5 |
| 1934- | W. Watts (BBC) | O.W. Salkeld (BGS) | J. Elliot (BSHS) | | | 6.214/5 |
| 1935- | J.A. Hayes (BGS) | B. Mulcahy (GT) | E. Muller (TGS) | | | 6.27 |
| 1936- | B. Muicaby (GT) | M. Gallagher (NC) | D. Bell (BGS) | F. Hughes (TSS) | D. Ryder (CEGS) | 6.2 2/5 |
| 1937- | W. Moreton (TGS) | R. Cilento (CEGS) | H. Mitchell (BGS) | E. Johnstone (NC) | E. Molle (TSS) | 6.17 |
| 1938- | No Competition | | | | | |
| 1939- | J. Mactaggart (CEGS) | E.J. Molle (TSS) | B. Keefle (NC) | R.H. Coates (BBC) | G.W. Volter (GT) | 5.35 4/5 |
| 1940- | R.A. McGregor (CEGS) | J.A. Bell (TSS) | T. Griffiths (TGS) | A. Hodel (NC) | R.J. Grant (GT) | 6.5 1/5 |
| 1941- | A. Davidson (CEGS) | J.A. Bell (TSS) | A. Hodel (NC) | R.G. Mitchell (BGS) | J. Parkinson (TGS) | 5.49 4/5 |
| 1943- | P. Mactaggart (CEGS) | C.A. Hoey (BBC) | R. Fogarty (TGS) | G.M. Pringle (IGS) | | 6.0 |
| 1944- | C.A. Hoey (BBC) | A.I. Wright (CEGS) | B. Hall (NC) | G.B. Schooley (TSS) | F.W. Heron (BGS) | 6.10 2/5 |
| 1945- | J. Falconer (CEGS) | F. Gardiner (BGS) | J. Card (TGS) | C.L. Cintero (BBC) | J.N. Graham (GT) | 5.59 4/5 |
| 1946- | J. Falconer (CEGS) | W. Hanrick (TSS) | A.F. Hodgson (GT) | D. McAuliffe (NC) | W.R. Dowd (BBC) | 6.103/10 |
| 1947- | R.C. Rogers (CEGS) | T. Eady (TSS) | D. Michael (BSHS) | A.F. Hodgson (GT) | R. Colbert (TGS) | 5.43 1/2 |
| 1948- | R.C. Rogers (CEGS) | T. Eady (TSS) | R. Hogarth (BSHS) | M. Trennery (TGS) | L.A. Eady (BGS) | 5.433/10 |
| 1949- | P.I. Womham (CEGS) | N.R. Smith (BBC) | R. Hogarth (BSHS) | M. Trennery (TGS) | J. Boast (BGS) | 5.42 4/5 |
| 1950- | P.I. Womham (CEGS) | N.R. Smith (BBC) | T.A. Hickey (GT) | V.A. Doig (BGS) | D. Owens (NC) | 5.44 8/10 |
| 1952- | C.J. Weld (GT) | B. Griffiths (CEGS) | B. Cariton-Smith (NC) | E.G. Groom (BBC) | J. Kingston (TSS) | 5.34 2/10 |
| 1953- | C.J. Weld (GT) | E. Groom (BBC) | D. Conners (CEGS) | J. McCarthy (NC) | G. Quinn (BGS) | 5.20 6/10 |
| 1954- | N.M. Cooke (GT) | D. Conners (CEGS) | D.E. Palm (BBC) | A. Sharpe (IGS) | G. Quinn (BGS) | 5.25 1/10 |
| 1955- | P. Andersen (GT) | T.C. Cichero (BGS) | M. Barwick (NC) | T. Delugar (BBC) | J.W. Hanley (CEGS) | 5.6 9/10 |
| 1956- | T.C. Cichero (BGS) | R. Murray (GT) | J. McLeod (CEGS) | M. Barwick (NC) | R. Meyers (BBC) | 5.103/5 |
| 1957- | P. Andersen (GT) | J.C. McLeod (CEGS) | M. Barwick (NC) | D. McCarthy (BBC) | P.R. Beal (BGS) | 5.3 |
| 1958- | J. Dunsdon (GT) | K. Fredericks (NC) | P.C. Wippell (CEGS) | D. McCarthy (BBC) | N. Potts (BGS) | 4.57 3/5 |
| 1959- | J.T. Dunsdon (GT) | K. Fredericks (NC) | G. Wainwright (BGS) | E. Graham (BBC) | P. Wippell (CEGS) | 4.53 1/5 |
| 1960- | N.W. Reynolds (CEGS) | H. Orth (TGS) | J. Fingleton (GT) | R. McMahon (NC) | R. Beaver (BGS) | 4.45 1/2 |
| 1961- | H. Orth (IGS) | C. Leagh-Murray (BGS) | B. Munro (CEGS) | A. Long (TSS) | G. Banks (TGS) | 4.55 7/10 |
| 1962- | N.W. Reynolds (CEGS) | R. Simpson (BSHS) | M. Hay (TGS) | R. Fingleton (GT) | W. Bligh (TSS) | 4.56 1/5 |
| 1963- | N.W. Reynolds (CEGS) | R. Simpson (BSHS) | H. Robertson (TSS) | D. Milburn (GT) | J.A. Thorpe (BGS) | 4:50 |
| 1964- | P.J. Lacey (CEGS) | G. Rayner (BSHS) | J.E. Frayne (NC) | H. Robertson (TSS) | J.C. Dixon (IGS) | 4:54.7 |
| 1965- | G. Rayner (BSHS) | R.N. Sweetman (CEGS) | R. Baumann (BGS) | J. Dixon (IGS) | T.A. Lipscomb (NC) | 4:53.7 |
| 1968- | G. Feuerriegel (BSHS) | G.E. Short (BGS) | D.M. Rylance (BBC) | D.G. Goodchild (CEGS) | P.W. Morrow (TGS) | 4:39.2 |
| 1969- | G. Brough (TSS) | G. Short (BGS) | N. Proctor (GT) | D. Rylance (BBC) | P. Newbold (BSHS) | 4:34.1 |
| 1970- | P. Glasziov (BSHS) | R. Hutton (BGS) | N. Proctor (GT) | A. Shean (GT) | R. Frail (TSS) | 4:29.9 |
| 1971- | J. Van Opendenbosch (GT) | P. Glasziov (BSHS) | R. Hutton (BGS) | G.R. Langdon (BBC) | I.W. McAlister (CEGS) | 4:27.4 |
| 1972- | J. Van Opendenbosch (GT) | N.W. Martin (BGS) | S. Smith (BSHS) | R. Lalor (NC) | P. Reaburn (TSS) | 4:23.2 |
| 1973- | J. Van Opendenbosch (GT) | C. Crozier (BSHS) | C. Webb (BGS) | R. McPaul (CEGS) | W. Barrett (TGS) | 4:20 |
| 1974- | T. Monroe (BSHS) | R. Raeburn (TSS) | M. Gosney (CEGS) | R. McGregor (BGS) | C. Green (BBC) | 4:41 |
| 1975- | R. Jones (GT) | M. Steel (BSHS) | R. McGregor (BGS) | N.M. Kemp (CEGS) | C.D. Going (BBC) | 4:35.8 |
| 1976- | S. Harris (BSHS) | R. Thams (BGS) | C.D. Seawright (TGS) | S.R. Barber (TSS) | A. Eisentrager (GT) | 4:24.4 |
| 1977- | D.J. Atkins (BSHS) | G.A. Byram (CEGS) | G. Bendeich (BGS) | C.D. Seawright (TGS) | C. Johnson (GT) | 4:39 |
| 1978- | L.P. Hogg (BSHS) | A. Sambrook (BGS) | R. Morrison (GT) | A. Byram (CEGS) | J.W. Ardrion (IGS) | 4:24.4 |
| 1979- | R. Clarke (BSHS) | A. Sambrook (BGS) | J. Ardrion (IGS) | P. Duncan (NC) | L.C. Muir (TSS) | 4:16.07 |
| 1980- | L.P. Hogg (BSHS) | A. Sambrook (BGS) | A.M. MacLachlan (TSS) | A.G. Lee (CEGS) | J.W. Ardrion (IGS) | 4:16.6 |
| 1981- | A.M. Wilson (BSHS) | A.M. MacLachlan (TSS) | G.J. Trotman (NC) | C.G. Chapman (BGS) | J.W. Ardrion (IGS) | 4:13.63 |
| 1982- | H. Steel (BSHS) | A.M. MacLachlan (TSS) | B. Mulvihill (GT) | S. Chapman (BGS) | A. Woodward (NC) | 4:11.52 |
| 1983- | J.W. Lemberg (BSHS) | J.R. Plummer (IGS) | A.J. Smith (BGS) | A.G. Woods (BBC) | X.F. Clarke (GT) | 4:05.01 |
| 1984- | J.M. Brennan (BBC) | J.R. Plummer (IGS) | C.A. Forster (BSHS) | X. F. Clarke (GT) | D.A. Wiltshire (BGS) | 4:16.69 |
| 1985- | J.M. Brennan (BBC) | M.J. Mooney (IGS) | X.F. Clarke (GT) | A.I. Cribb (BGS) | E.D. Barry (ACGS) | 4:09.24 |
| 1986- | C.A. Logan (BSHS) | P.L. Quinn (GT) | A.I. Cribb (BGS) | E.D. Barry (ACGS) | F.H. Bentley (BBC) | 4:05.31 |
| 1987- | C.A. Logan (BSHS) | P.L. Quinn (GT) | T. Cronshaw (BGS) | E.D. Barry (ACGS) | F.H. Bentley (BBC) | 4:06.47 |
| 1988- | K.J. Perkins (BBC) | M.K. Fredencks (GT) | M. Gallen (NC) | K.D. Eldridge (ACGS) | S.W. Jacobsen (BSHS) | 4:14.79 |
| 1989- | K.J. Perkins (BBC) | C.C. Hackek (TSS) | K.D. Eldridge (ACGS) | R.K. Lyndon (GT) | J.S. Winter (BGS) | 4:04.39 |
| 1990- | K.D. Eldridge (ACGS) | K.J. Perkins (BBC) | R.K. Lyndon (GT) | T.W. Penrose (TSS) | D.R. Bitmead (IGS) | 4:05.16 |
| 1991- | K. Perkins (BBC) | K.D. Eldridge (ACGS) | M.J. Stewart (GT) | H.M. Collie (BSHS) | T.S. Carroll (NC) | 3:51.94 ® |
| 1992- | K. Herrod (BSHS) | M.J. Stewart (GT) | S. Nash (NC) | L.M. Richmond (ACGS) | B. Dixon (TSS) | 4:11.58 |
| 1993- | L.M. Richmond (ACGS) | S.C. Kennedy (NC) | R.W. Stokes (BBC) | R.J. Gibson (GT) | B. Dixon (TSS) | 4:11.78 |
| 1994- | L.M. Richmond (ACGS) | S.C. Kennedy (NC) | W.B. Guthrie (GT) | R.W. Stokes (BBC) | S.M. Nothing (BGS) | 4:09.17 |
| 1995- | L.M. Richmond (ACGS) | W.B. Guthrie (GT) | M.G. Sara (BBC) | P.D. Brosgarth (NC) | S.M. Nothing (BGS) | 4:04.49 |
| 1996- | L.M. Richmond (ACGS) | J.B. Santacatenna (NC) | W.B. Guthrie (GT) | M.D.S. Thomas (TSS) | D. Holcombe (BSHS) | 4:00.92 |
| 1997- | R. Brosgarth (GT) | R.D. Faulkner (TSS) | J.V. Santacaterina (NC) | J. Wheeler (ACGS) | G. Heidke (TGS) | 4:07.70 |
| 1998- | R.D. Faulkner (TSS) | S.A. Bright (NC) | R. Brosgarth (GT) | D. Bemdt (BGS) | J. McAully (IGS) | 4:02.78 |
| 1999- | S.A. Bright (NC) | G.T. Scarce (TSS) | D.C. Muller (BBC) | P.A. Bures (GT) | B. Capell (BSHS) | 4:08.91 |
| 2000- | S.A. Bright (NC) | S. Morgan (BSHS) | S. Eckstein (TSS) | P.A. Bures (GT) | D.C. Muller (BBC) | 4:06.07 |
| 2001- | S. Morgan (BSHS) | R.P.S. McDonald (NC) | T. Cunningham (TSS) | A. Thompson (IGS) | A. Martin (BBC) | 4:09.24 |
| 2002- | N.R. Sprenger (GT) | A.J. Hutchinson (NC) | M.J. Morgan (TGS) | A. Thompson (IGS) | T. Cunningham (TSS) | 4:00.96 |
| 2003- | A.J. Hutchinson (NC) | D. Millwain (TSS) | A. Thompson (IGS) | S.J. Bassett (ACGS) | S.R.M. Taylor (BBC) | 4:04.95 |
| 2004- | D. Millwain (TSS) | D. Johnston (BSHS) | J. Chandler (IGS) | B.J. Donaldson (NC) | S.M. Sprenger (GT) | 4:00.51 |
| 2005- | C. Alderton (TSS) | E.M. Barry (GT) | M. Newman (IGS) | D.R. Price (NC) | T.J. Peterson (ACGS) | 4:07.35 |
| 2006- | D.J. Van Velden (BBC) | R. Charlesworth (TSS) | N.R. Johnston (NC) | M. Newman (IGS) | N.J. Rider (GT) | 4:05.92 |
| 2007- | J. Moorfoot (TSS) | E.M. Barry (GT) | A.J. Douglas (BGS) | H.W. Simmonds (ACGS) | M.J. Hilder (NC) | 4:04.91 |
| 2008- | G.P. O'Brien (GT) | C. Walker-Hebborn (TSS) | E.J. McKendry (BGS) | N.R. Johnston (NC) | H. Simmonds (ACGS) | 4:01.88 |
| 2009 - | E.J. McKendry (BGS) | T. Parris (TSS) | L.L. Allan (BBC) | R.J. Donald (BSHS) | N.J. Rider (GT) | 4:04.63 |
| 2010- | A. Digby (TSS) | J.P. Merrilees (ACGS) | C.W. Gray (NC) | J.S. Macfarlan (BSHS) | J.A. Douglas (BGS) | 4:16.46 |
| 2011- | S.B. Horton (TSS) | O.J. Breakwell (BSHS) | J.P. Merrilees (ACGS) | J.A. McLoughlin (NC) | J.T. Seawright (GT) | 4:10.42 |
| 2012- | M.J. Mincham (TSS) | J.A. McLoughlin (NC) | J. Seawright (GT) | J.K. Pailthorpe (TGS) | M. Carleton (ACGS) | 4:06.87 |
| 2013- | L.M. Colquhoun (TSS) | J. Seawright (GT) | J. K. Pailthorpe (TGS) | N. Carrick (NC) | S. D. Pegg (BBC) | 4:10.03 |
| 2014- | M.J. Mincham (TSS) | M. Carleton (ACGS) | E.R. Mitchell (BBC) | J. Seawright (GT) | O.J. Pye (IGS) | 4:02.86 |

200 Individual Medley: All Age

| Date | First | Second | Third | Fourth | Fifth | Time |
|-------|-------------------------|-------------------------|-------------------------|--------------------------|----------------------|----------|
| 1985- | J.M. Brennan (BBC) | B. Clatworthy (BSHS) | C.R. Mellin (IGS) | C.J. Davies (ACGS) | P.L. Quinn (GT) | 2:15.30 |
| 1986- | X.F. Clarke (GT) | J.W. Deacon (BGS) | M.T. Lee (ACGS) | B. Clatworthy (BSHS) | B.V. Clarke (TGS) | 2:17.85 |
| 1987- | A.B.J. Scriven (BGS) | M.T. Lee (ACGS) | D.J. Maclean (BBC) | A. Egorov (GT) | J.A. McKeering (NC) | 2:15.94 |
| 1988- | J.C. Cooper (BSHS) | J. McKeering (NC) | A. Egorov (GT) | D.J. Maclean (BBC) | W.M. Friese (IGS) | 2:13.89 |
| 1989- | D.A. Sheehan (BSHS) | J.A. McKeering (NC) | T. Staunton-Smith (BGS) | A.J. Weston (ACGS) | A.R. Lawson (BBC) | 2:14.33 |
| 1990- | J.C. Cooper (BSHS) | N.J. Rollason (GT) | J.D. Griffith (ACGS) | M.S. Cruickshank (BGS) | J.R. Stokes (BBC) | 2:13.41 |
| 1991- | N.J. Rollason (GT) | D.R. Bitmead (IGS) | J.C. McAllister (ACGS) | M. Knobell (TSS) | J.B. Forster (BSHS) | 2:15.62 |
| 1992- | K. Herrod (BSHS) | J.C. McAllister (ACGS) | M.R. Chappel (GT) | J. Duggan (NC) | J.A. Baranoff (BGS) | 2:11.75 |
| 1993- | J.D. Griffiths (ACGS) | M.R. Chappel (GT) | R.A. Baird (BSHS) | C.R. Thomas (BGS) | T.A. Goward (BBC) | 2:14.62 |
| 1994- | D.J. Boxall (BSHS) | C.R. Thomas (BGS) | B.G. Connell (ACGS) | L.A. Wallace (GT) | H.E.A. Flouch (NC) | 2:11.16 |
| 1995- | S.C. Kennedy (NC) | J.M. Winter (GT) | B.G. Connell (ACGS) | C.R. Thomas (BGS) | N. Baird (BSHS) | 2:10.94 |
| 1996- | S.C. Kennedy (NC) | C. Thomas (BGS) | R. Brosgarth (GT) | S.K.C.Y. Liew (ACGS) | R. Cadd (IGS) | 2:08.82 |
| 1997- | S.C. Kennedy (NC) | W.B. Guthrie (GT) | D.J. Over (ACGS) | S. Snelling (TGS) | M. Bell (BGS) | 2:08.28 |
| 1998- | W.B. Guthrie (GT) | J.V. Santacaterina (NC) | G. Heidke (TGS) | A. Wah-Judi (TSS) | M. Riley (BGS) | 2:09.82 |
| 1999- | M. Riley (BGS) | W.B. Guthrie (GT) | C.D.J. Flouch (NC) | G. Heidke (TGS) | N. Gourgaud (IGS) | 2:08.89 |
| 2000- | M. Riley (BGS) | B.S. Rickard (NC) | P.D. Weatherley (ACGS) | S. McElroy (BSHS) | M.J. English (BBC) | 2:10.63 |
| 2001- | S. Brodie (NC) | M. Lowry (BGS) | R. Beynon (IGS) | J. Ledgerwood (TSS) | D. Allen (ACGS) | 2:09.45 |
| 2002- | M. Lowry (BGS) | S. Brodie (NC) | J. Ledgerwood (TSS) | C.D. Sprenger (GT) | S.B. Thomas (BBC) | 2:12.89 |
| 2003- | L. Brodie (NC) | C.D. Sprenger (GT) | D. Johnston (BSHS) | L.J. Wardley (TSS) | A. Dickey (TGS) | 2:09.54 |
| 2004- | L. Brodie (NC) | L.J. Wardley (TSS) | T. Evans (BSHS) | M. Newman (IGS) | E.M. Barry (GT) | 2:05.91@ |
| 2005- | D. Waslin (TSS) | T. Evans (BSHS) | J.C. Houghton (ACGS) | B.F. Hutchinson (NC) | J. Hoek (IGS) | 2:13.03 |
| 2006- | D. Coombs (TSS) | B.J. Donaldson (NC) | H. Samuela (BSHS) | E.M. Barry (GT) | J.C. Houghton (ACGS) | 2:10.96 |
| 2007- | C. Walker-Hebborn (TSS) | J.A. Dewhurst (BGS) | J.L. DiBella (GT) | K.R. Hindmarsh (NC) | J.S. Houghton (ACGS) | 2:11.49 |
| 2008- | R. Pavoni (TSS) | A. Cois (BGS) | M.J. Hilder (NC) | J. Achilles (ACGS) | T. Carlile (BSHS) | 2:10.38 |
| 2009- | R. Pavoni (TSS) | B. Sykes (NC) | A.J. O'Brien (GT) | A. Cois (BGS) | L. Nattman (BSHS) | 2:09.21 |
| 2010- | B. Sykes (NC) | Z.T. Dalby (ACGS) | A. Cois (BGS) | A.J. Mills (BBC) | T. Clarke (TSS) | 2:08.97 |
| 2011- | B. Sykes (NC) | M.E. Pendall (ACGS) | M.J. Brinham (TSS) | F.H. Hope (BBC) | L.M. Roberts (IGS) | 2:14.39 |
| 2012- | J.K. Mathews (NC) | B.L. Ashby (TSS) | P.R. Brittain (TGS) | M. Pendall (ACGS) | L. Neill (GT) | 2:11.01 |
| 2013- | B.L. Ashby (TSS) | L. Neill (GT) | C. Lewis (NC) | A. Gough (BSHS) | L.M. Roberts (IGS) | 2:08.98 |
| 2014- | C.R. Lewis (NC) | J.A. Parrish (TSS) | L. Neill (GT) | Z. Stubblety-Cook (ACGS) | A.E. Gibson (TGS) | 2:08.73 |

50 Metre Freestyle: Under 13

| Date | First | Second | Third | Fourth | Fifth | Time |
|-------|-----------------------------|--------------------------|----------------------|-----------------------|------------------------|---------|
| 1965- | K.B. Nyberg (CEGS) | J. Cook (BSHS) | G.B. Langdon (BBC) | J. Salkeld (BGS) | | 31.5 |
| 1968- | N.J. Yeates (CEGS) | D. Bellamy (BSHS) | D. Smith (IGS), tie | R. Devlin (GT) | A.I. Barbour (BBC) | 30.1 |
| 1969- | D. Cook (BSHS) | R. Mowen (NC) | A.D. Sturgess (BGS) | M. Jones (GT) | I. Fuller (CEGS) | 31.8 |
| 1970- | R. Andronicus (TSS) | M. Tonelli (GT) | G. Richardson (BGS) | G. Scorer (BSHS) | R. McCowan (CEGS) | 29.6 |
| 1971- | A. Wilson (BGS) | R.H. McCowan (CEGS) | R. Sager (BBC) | S. Silvestro (NC) | S. Crocker (BBC) | 29.2 |
| 1972- | P. Spiro (BGS) | M.C. Patterson (CEGS) | R. Smith (GT) | W. Wakefield (BSHS) | A. Mott (NC) | 28.3 |
| 1973- | G. Bendeich (BGS) | C.D. Charles (CEGS) | M. Crouch (GT) | C. Johnson (GT) | R. Stock (BSHS) | 29.6 |
| 1974- | J. McNamara (BSHS) | S. Habemman (CEGS) | D.N. Yarrow (IGS) | A. Parker (GT) | J. McLeod (BBC) | 30.0 |
| 1975- | J. Hooper (BSHS) | M. Hoep (BGS) | S. Hukins (BGS) | M. Green (GT) | M.T. Pearce (TSS) | 29.5 |
| 1976- | L. Hogg (BSHS) | L. Hall (NC) | R. Spork (CEGS) | L. Muir (TSS) | B.R. Cranstoun (CEGS) | 29.3 |
| 1977- | D.S. Frail (TSS) | D.W. Campbell (IGS) | M. Glanford (BGS) | J.R. Shaw (BBC) | B. Elliot (BGS) | 28.9 |
| 1978- | R. Kahler (BGS) | C.L. Miller (BSHS) | M.A. Packman (BSHS) | B.D. Summer (IGS) | J.D. Hamilton (NC) | 28.8 |
| 1979- | R. Thiele (BGS) | J. Sieben (BSHS) | D.C. Harvey (CEGS) | D. Mills (TSS) | A. Woods (BBC) | 28.71 |
| 1980- | R.S. Leighton (TSS) | C.V. Tobin (BSHS) | G. Hansen (GT) | M.W. Blackwell (CEGS) | A. Savage (BGS) | 29.76 |
| 1981- | J. Brennan (BBC) | M. Mastromichele (BSHS) | C. Robertson (GT) | S. Moore (CEGS) | K.M. Terris (IGS) | 27.90 |
| 1982- | M. Packman (BSHS) | A. Middleton (IGS) | A.J. Kurth (BGS) | D. Craig (CEGS) | T. Russell (GT) | 28.50 |
| 1983- | D.W. King-Christopher (TSS) | D.A. Drummond (BSHS) | R. Pym (BGS) | D.J. Lawrance (CEGS) | A. Munday (BBC) | 26.69 |
| 1984- | A.J. Baildon (TSS) | T. Cronshaw (BGS) | J.W. Fredericks (GT) | S.W. Anderson (CEGS) | C.R. Ford (TGS) | 28.21 |
| 1985- | S.P. Burton (BSHS) | C.J. Polla-Mounter (IGS) | A.J. Lobie (BSHS) | D.S. Crooke (BGS) | B.G. Lawrance (ACGS) | 28.60 |
| 1986- | S.E. Lewis (BSHS) | D.G. Fenton (BBC) | T. Sayer (TSS) | J.A. Molloy (NC) | B.G. Lawrance (ACGS) | 28.29 |
| 1987- | D.A. Sheehan (BSHS) | M. Williams (TSS) | P.T. Clancy (GT) | M.J. Kearney (NC) | D.J. Leventis (BBC) | 28.18 |
| 1988- | S. Stahn (BGS) | J.E. Glasson (ACGS) | R.K. Lyndon (GT) | D.J. Clifford (GT) | D. Gaffney (IGS) | 28.14 |
| 1989- | P.J. Gibson (GT) | S.M. Logan (BSHS) | A. Dickson (NC) | B.O. Nothing (ACGS) | C.M. Ballinger (BBC) | 27.88 |
| 1990- | T.A.L. Nicholson (ACGS) | L.A. Wallace (GT) | J.A. Baranoff (BGS) | R.A. Powells (BSHS) | R.A. McMahon (TSS) | 28.16 |
| 1991- | R.A. Powells (BSHS) | J. English (BBC) | J.R. English (BBC) | T.P. Nixon (BGS) | T.M. Smith (TSS) | 27.00 |
| 1992- | D. Gooda (NC) | D. Holcombe (BSHS) | J.M. Carter (GT) | K.H. Skyring (BBC) | L.A. Donald (GT) | 26.94 |
| 1993- | B.J. Andersen (NC) | C.R.J. Kenman (BGS) | A.P. Challen (BGS) | T. Harris (IGS) | D.L. Scutt (GT) | 27.68 |
| 1994- | T.A. VanVeen (BBC) | B.M. Sprenger (GT) | A.J. Clifford (BSHS) | B.J. Gourlay (TSS) | H.M. Day (BGS) | 27.37 |
| 1995- | H. Leung (ACGS) | M.E. Smith (NC) | M. Nowland (IGS) | N. Gourgaud (IGS) | C.A. Besley (BBC) | 26.87 |
| 1996- | L.C. McBean (TSS) | J.M. Weber (GT) | P.R. Melloy (BGS) | A. Turner (TGS) | D.C. Muller (BBC) | 27.29 |
| 1997- | D.A. Pat (NC) | E. McGregor (BSHS) | W.W. Dening (NC) | L. Stanton (BGS) | J.C. Hey (TSS) | 26.30 |
| 1998- | B.A. Dawson (NC) | N.L. Williams (BBC) | M. Skroblin (BBC) | S. Metyard (IGS) | H. Kikkawa (BGS) | 27.09 |
| 1999- | D.S.C. Cramb (BBC) | J. Johnson (IGS) | A.D. Jeffenes (TSS) | B. Sheedy (TGS) | J.J.C. McGregor (ACGS) | 26.30 |
| 2000- | S. James (BGS) | M. Roe (IGS) | W. Sellars (BGS) | B.L. Wheldon (ACGS) | K.M. Richardson (NC) | 26.80 |
| 2001- | D. Linde (IGS) | M. Lewis (BSHS) | T.M. O'Shea (GT) | J.B. Tuton (GT) | A.R. Carlton (BBC) | 26.85 |
| 2002- | A. Lewandowski (BGS) | B.J. Donaldson (NC) | C. Young (BGS) | N. Whitburn (BSHS) | M. Newmann (IGS) | 27.41 |
| 2003- | J.R. Brutton (TSS) | C.H. Morrison (ACGS) | C.B. Massie (ACGS) | P. Hawkins (BSHS) | D. Habermann (IGS) | 26.83 |
| 2004- | X. Crawford (TSS) | K.M. Tumata (NC) | M.J. Gregory (BBC) | R.L. Gilbert (GT) | L.J. Clentsmith (ACGS) | 26.95 |
| 2005- | H. Perkins (TSS) | W.T. McGahan (GT) | D. Young (BGS) | M. Roettler (IGS) | W. Schoch (BGS) | 27.34 |
| 2006- | T.G. Sprenger (GT) | E. Smith (IGS) | C.T. Lane (NC) | M. Crawford (TSS) | L.E. Grou (ACGS) | 26.30 |
| 2007- | Z. Featherstone (TSS) | S. Taylor (BSHS) | E.W. Thornely (BGS) | J. Jolliffe (IGS) | F.J. Thompson (NC) | 27.45 |
| 2008- | A. Press (TSS) | J.M. Gilliland (NC) | H.R. Hawker (TGS) | J.T. Pye (IGS) | X.M. Power (GT) | 27.37 |
| 2009- | R.J. Parker (BSHS) | B. Smith (TSS) | D.L. Matthews (BSHS) | T.W. Peabody (ACGS) | N.T. Pace (BBC) | 26.94 |
| 2010- | T.C. Rull (BSHS) | L. J. Neill (GT) | L.T. Takau (IGS) | E. J. McCorley (BGS) | J. T. Browne | 27.39 |
| 2011- | B.J. Oates (TGS) | J.H. Chen (IGS) | C. K. Magnay (NC) | H.T. Issac (GT) | C.A. McKenna (GT) | 27.47 |
| 2012- | C.J. Parbery (BSHS) | J.W. Ford (IGS) | B.S. Paties (BBC) | J. B. Herbert (NC) | W. Theile (BGS) | 27.19 |
| 2013- | B.M. Carlyon (BBC) | D. Ashcroft (BSHS) | A. Gantimuroff (BBC) | D. Gigovic (GT) | T.J. Wilson (TGS) | 25.99 @ |
| 2014- | C. Smith (ACGS) | K.R. Welfare (IGS) | J. Prosser (NC) | O. Milne (GT) | Z.A. Maher (TSS) | 26.97 |

50 Metre Freestyle: Under 14

| Date | First | Second | Third | Fourth | Fifth | Time |
|-------|---------------------------|-------------------------|-----------------------|------------------------|--------------------------|---------|
| 1927- | C. Wells (BGS) | E. Thynne (NC) | R. Overell (TSS) | | | 37 2/5 |
| 1928- | B. Fogg (BSHS) | S.J. Stephens (CEGS) | D. Wightman (GT) | | | 38 2/5 |
| 1929- | P. Haig (BGS) | D. Williams (CEGS) | W. Douglas (BBC) | | | 38 |
| 1930- | M. Windsor (GT) | G. Moore (NC) | R. Caffyn (BGS) | | | 35 4/5 |
| 1931- | T. Long (BSHS) | N. O'Neill (NC) | N. Munroe (TSS) | | | 32 3/5 |
| 1933- | T.H. Shaw (BGS) | P. Crowley (GT) | H. McCallum (CEGS) | | | 351/5 |
| 1934- | J. Venning (GT) | R. Wright (BBC) | T.J. Singleton (CEGS) | | | 31 2/5 |
| 1935- | B. Bruce-Smith (CEGS) | C. Roden (BGS) | L. Tedford (BBC) | | | 34 |
| | | J. Petersman (IGS), tie | | | | |
| 1936- | J. Rivett (TGS) | D. Wiley (BBC) | W. Gardner (BGS) | R. Laws (CEGS) | H. Young (NC) | 35 |
| 1937- | R. Grant (GT) | N. Cain (NC) | J. Ruddle (BGS) | P. Mitchell (CEGS) | W. Ash (BBC) | 35 3/5 |
| 1939- | C.E. Speed (BGS) | G.M. Darcy (GT) | P. Mactaggart (CEGS) | W. Broadfoot (TGS) | S. Roden (BBC) | 341/5 |
| 1940- | J. Wills (TGS) | G.L. Jones (CEGS) | W. Somerville (TSS) | J. Row (IGS) | J.F. Ashby (BGS) | 33 3/5 |
| 1941- | E.R. Oulity (GT) | D.J. Duthie (CEGS) | B.S. Tickle (BGS) | B. Lawne (IGS) | W. McCabe (NC) | 33 3/5 |
| 1943- | R.J. Hodgson (BGS) | P. Taylor (CEGS) | B. Davies (GT) | R. Boyce (TGS) | E. Walters (NC) | 36 2/5 |
| 1944- | R.C. Rodgers (CEGS) | B. Davies (GT) | K. Morgan (TSS) | B.W. Chapple (TGS) | J. McKendry (NC) | 33 |
| 1945- | R. Colbert (TGS) | R. Gale (CEGS) | H. Nicholson (NC) | J. Boast (BGS) | B.E. Carroll (GT) | 32 |
| 1946- | J. Bartlett (CEGS) | N. Schwartz (TGS) | N. Kenny (NC) | R.F. Wadley (GT) | W.B. Whitelock (BBC) | 322/5 |
| 1947- | K. Wacker (BGS) | B. Schmidt (NC) | K. Waller (CEGS) | J.W. Duane (GT) | V.R. Parslow (IGS) | 362/5 |
| 1948- | H.A. Weld (GT) | C. Arnold (CEGS) | R. Hobler (BBC) | R. Tritton (TSS) | C.J. Massie (BGS) | 30 4/5 |
| 1949- | D. Trenery (TGS) | C.J. Weld (GT) | B.J. Chalk (CEGS) | D.E. Palm (BBC) | C. Thorne (BSHS) | 29 |
| 1950- | C. Weid (GT) | A.R. Jones (BBC) | W.N.M. Arnold (CEGS) | J. McCarthy (NC) | R. McAllister (TSS) | 301/10 |
| 1952- | T. Brandon (BBC) | J. Lavarack (NC) | R. Larkin (CEGS) | J. Wilson (GT) | B. Elsley (TGS) | 32 6/10 |
| 1953- | T. Brandon (BBC) | R. Andersen (GT) | N. Phillips (NC) | T. Lindenmeyer (BGS) | N.R. McCoombes (IGS) | 30.6 |
| 1954- | M. Dyer (NC) | R. Erikson (CEGS) | D. McCarthy (BBC) | B. Campbell (GT) | B.S. Hosier (TSS) | 31 9/10 |
| 1955- | V. Huxley (TSS) | E.K. Vance (CEGS) | I. McNaught (GT) | R. Wickham (NC) | R. Hilderbrand (BGS) | 29 3/5 |
| 1956- | J. Fingleton (GT) | R. Carson (CEGS) | N. Bomford (NC) | A. Nott (BBC) | R. Haigh (BGS) | 31 2/5 |
| 1957- | J. Fingleton (GT) | R. Mant (NC) | F. Graham (BBC) | R. Stitz (IGS) | D. Shaw (TSS) | 30 1/5 |
| 1958- | P. Taylor (BBC) | W.M. Oley (GT) | G.A. Sampson (BGS) | E. Power (NC) | G. Layt (BSHS) | 301/5 |
| 1959- | N.W. Reynolds (CEGS) | D.G. Milburn (GT) | C. Dunne (BGS) | J. Potts (TSS) | R. Clarke (BBC) | 293/10 |
| 1960- | J.W. Krimmer (CEGS) | D. Milburn (GT) | C.S. Gregory (BBC) | H. Robertson (TSS) | J. Power (NC) | 291/10 |
| 1961- | A. McLeod (BGS) | J. Chapman (GT) | D. Balmer (CEGS) | D. Martin (TGS) | A. Christensen (TSS) | 28 3/5 |
| 1962- | R.R. Birch (BGS) | W.F. Luya (CEGS) | A. Carrick (NC) | R. Kerkenezov (TSS) | J. Sexton (GT) | 29 2/5 |
| 1963- | G. Gardiner (NC) | D.J.M. Marriott (CEGS) | J. Sexton (GT) | S.R. Booker (BGS) | | 29.5 |
| | | D. Graham (CEGS), tie | | | | |
| 1964- | C.B. Stitz (IGS) | M.C. Beatty (NC) | N.J. Hooper (BGS) | J.G. Fraser (CEGS) | R.D. Hamilton (GT) | 28.8 |
| 1965- | A.W. Clark (GT) | G.J. Brough (TSS) | G. Reid (BGS) | F. Clarke (IGS) | G.P. Cameron (NC) | 28.0 |
| 1968- | G.R. Langdon (BBC) | K. Lascelies (BSHS) | P.F. Raward (TSS) | R. Arundell (BGS) | W.D. Gardiner (IGS) | 28.7 |
| 1969- | D. Bellamy (BSHS) | R. Devlin (GT) | N. Yeates (CEGS) | T. Sawtell (IGS) | P. Dingle (BGS) | 28.0 |
| 1970- | D. Hall (NC) | B. Fitzwalter (GT) | R. French (BSHS) | G. Leathur (BGS) | B. Johnson (BBC) | 29.5 |
| 1971- | R. Andronicus (TSS) | H. Tonelli (GT) | G.L. Vann (BGS) | P. Sager (BBC) | W. Clemenis (BSHS) | 29.2 |
| 1972- | R.H. McCowan (CEGS) | A. Wilson (BGS) | P. Smith (GT) | S.J. Crocker (BBC) | J. Cameron (BSHS) | 28.0 |
| 1973- | R. Spiro (BGS) | G. Charles (CEGS) | D. Yarrow (IGS) | C. Johnston (GT) | P. Stock (NC) | 27.4 |
| 1974- | G. Bendeich (BGS) | D. Yarrow (IGS) | R. Logan (BSHS) | R. McLellan (BBC) | C. Charles (CEGS) | 28.5 |
| 1975- | C. Charles (CEGS) | J. McNamara (BSHS) | N. Maranta (GT) | P. Beardmore (BGS) | A. Phillips (NC) | 27.8 |
| 1976- | J. Hooper (BSHS) | M. Hoey (BGS) | C.J. Powell (IGS) | P. Roberts (GT) | B.A. Spork (CEGS) | 28.1 |
| 1977- | M. Gianfors (BGS) | C.T. Hall (NC) | L.P. Hogg (BSHS) | N. O'Hare (GT) | L.W.S. Leech (IGS) | 28.2 |
| 1978- | D.S. Frail (TSS) | B. Elliot (BGS) | R. Sydes (GT) | M. D. McNeilly (CEGS) | M.A. Packman (BSHS) | 27.5 |
| 1979- | C. Miller (BSHS) | R. Kahler (BGS) | A. Dietz (TSS) | S. O'Kane (GT) | B. Summerville (IGS) | 27.09 |
| 1980- | W. Mortensen (GT) | J.S. Sieben (BSHS) | J. Bush (NC) | R. Thiele (BGS) | D.J. Hamilton (TGS) | 27.20 |
| 1981- | C.V. Tobin (BSHS) | M.C. O'Brien (GT) | A.E. Savage (BGS) | J.A. Young (IGS) | M. Blackwell (CEGS) | 27.79 |
| 1982- | P. Wright (BSHS) | K. Terriss (IGS) | P. Menzies (BGS) | K. Van As (CEGS) | J. Bennett (BBC) | 27.80 |
| 1983- | M.R. Packman (BSHS) | R.D. Pym (BGS) | A.D. Sole (BGS) | A.P. Middleton (IGS) | D.H. Craig (CEGS) | 27.24 |
| 1984- | D. King-Christopher (TSS) | D.A. Drummond (BSHS) | D.J. Lawrance (CEGS) | W.J. Fredericks (GT) | J.G. Plummer (IGS) | 25.89 |
| 1985- | A. Egorov (GT) | T.J. Somes (BBC) | G.L. Cotter (BSHS) | S.W. Anderson (ACGS) | M.J. Gallen (NC) | 27.32 |
| 1986- | S.P. Burton (BSHS) | T. Staunton-Smith (BGS) | J.A. McKeering (NC) | T.A. Sayer (TSS) | C.R. Watson (IGS) | 27.22 |
| 1987- | I.G. Fenton (BBC) | B.G. Lawrance (ACGS) | J.E. Lewis (BSHS) | J.A. Molloy (NC) | J.D. O'Neill (BGS) | 26.36 |
| 1988- | D.A. Sheehan (BSHS) | R.K. Lyndon (GT) | A.J. Mowbray (TSS) | M.S. Cruickshank (BGS) | M. Kearney (NC) | 27.01 |
| 1989- | S. Stahn (BGS) | J.E. Glasson (ACGS) | C.R. Swainson (BSHS) | D.J. Clifford (GT) | B. Final (IGS) | 27.06 |
| 1990- | P.J. Gibson (GT) | S.M. Logan (BSHS) | J.A. Baranoff (BGS) | E.J. Doyle (IGS) | S.D.S. Quarterman (ACGS) | 26.26 |
| 1991- | T.A.L. Nicholson (ACGS) | D.J. Boxali (BSHS) | L. Robertson (BBC) | L.A. Wallace (GT) | B.J. Dittmar (NC) | 26.00 |
| 1992- | R. Powells (BSHS) | J.R. English (BBC) | J.M. Carter (GT) | T.M. Smith (TSS) | C.R. Thomas (BGS) | 25.40 |
| 1993- | S.D. Gooda (NC) | D.L. Holcombe (BSHS) | L.A. Donald (GT) | A.R. Challen (BGS) | H.M. Simson (TSS) | 26.20 |
| 1994- | T. Harris (IGS) | C.R.J. Kenman (BGS) | B.J. Andersen (NC) | P.D. Scutt (GT) | R.A.F. Kelly (ACGS) | 26.59 |
| 1995- | S.T. Talbot-Cameron (NC) | B.M. Sprenger (GT) | B.A. Norris (ACGS) | H.M. Day (BGS) | B. Gourlay (TSS) | 26.36 |
| 1996- | H. Leung (ACGS) | M.E. Smith (NC) | G.R. Davies (BBC) | M.J. Hamlin (GT) | J.A. Pope (TSS) | 26.22 |
| 1997- | L.C. McBean (TSS) | W.W.H. Dening (NC) | J.M. Weber (GT) | A. Turner (TGS) | C. Votan (BGS) | 25.95 |
| 1998- | D.J. Campbell (NC) | E. McGregor (BSHS) | J.C. Hey (TSS) | M. Manin (IGS) | M.G. Skroblin (BBC) | 25.81 |
| 1999- | B.A. Dawson (NC) | B. Usher (ACGS) | T.L. Cunningham (TSS) | S. Meteyard (BSHS) | A.F. Barclay (BBC) | 26.26 |
| 2000- | D.S.C. Cramb (BBC) | G. Sparrow (TSS) | S.A. Clark (NC) | W. Sellars (BGS) | A. Thompson (IGS) | 24.96 @ |
| 2001- | S. James (BGS) | A.J. Doyle (NC) | T.M. O'Shea (GT) | M. Holt (BSHS) | P.J. Gleeson (BBC) | 25.63 |
| 2002- | D. Linde (IGS) | M. Lewis (BSHS) | S. Clyde (TGS) | J.R. Murray (NC) | M. Dewhurst (BGS) | 26.03 |
| 2003- | A. Lewandowski (BGS) | N. Whitburn (IGS) | C.R. Holgar (ACGS) | M. Brookes (BSHS) | S. Davies (TSS) | 26.04 |
| 2004- | J.R. Bruton (TSS) | C.H. Morrison (ACGS) | D.R. Price (NC) | M.J. Gregory (BBC) | S. Moore (BGS) | 25.85 |
| 2005- | X. Crawford (TSS) | B.J. Walkington (NC) | D. Young (BGS) | H.W. Simmonds (ACGS) | N.J. Rider (GT) | 25.99 |
| 2006- | H. Perkins (TSS) | W.T. Schoch (BGS) | M. Roettler (IGS) | W.T. McGahan (GT) | D.P. O'Keefe (NC) | 26.07 |
| 2007- | T.G. Sprenger (GT) | M. Crawford (TSS) | J.A. Saunders (BGS) | E. Smith (IGS) | S.D. Blakeway (ACGS) | 26.06 |
| 2008- | A. Digby (TSS) | S.A. Taylor (BSHS) | H.R. Hawker (TGS) | C.R. Lloyd (IGS) | N. Groenewald (ACGS) | 25.85 |
| 2009- | A. Press (TSS) | M.D. Zammit (IGS) | J.D. Hardy (NC) | X.M. Power (GT) | A.L. Saunders (BGS) | 25.43 |
| 2010- | R. J Parker (BSHS) | J. D. Whenuaroa (NC) | B. P. White (BGS) | J. Davies (TSS) | J. E. Roach | 25.34 |
| 2011- | T.C. Rull (BSHS) | E.J. McCorley (BGS) | C.R. Lewis (NC) | J.R. Neilsen (TSS) | | 26.33 |
| | | | | E. Zhou (BBC), tie | | |
| 2012- | B.J. Oates (TGS) | B. Paties (BBC) | M.B. Canham (IGS) | B.I. Jason (NC) | C. McKenna (BGS) | 26.12 |
| 2013- | H. Abeya (ACGS) | C. Parberry (BSHS) | B. J. Poon (TGS) | T. Ryan (BGS) | L. V. Pearce (TSS) | 26.26 |
| 2014- | B.M. Carlyon (BBC) | D. Ashcroft (BSHS) | T.J. Wilson (TGS) | K.J. Lowe (TSS) | J.T. Prosser (NC) | 25.12 |

50 Metre Freestyle: Under 15

| Date | First | Second | Third | Fourth | Fifth | Time |
|-------|---------------------------|------------------------|------------------------|------------------------|------------------------|---------|
| 1927- | W. Stephens (CEGS) | H. Vierow (BSHS) | R. Colbert (BGS) | | | 36 |
| 1928- | R. Overell (TSS) | C. Wells (BGS) | J. Venning (GT) | | | 34 |
| 1929- | L.A. Stephens (CEGS) | T. Wright (BBC) | W. Risley (BGS) | | | 33 |
| 1930- | B. Ingram (TGS) | W. Haylett (BGS) | M. Spark (CEGS) | | | 32 |
| 1931- | M. Windsor (GT) | T. Long (BSHS) | R.C. Valmadre (NC) | | | 33 2/5 |
| 1933- | I. Sanderson (BSHS) | T. Muller (TGS) | D. Hannaford (BBC) | | | 32 2/5 |
| 1934- | J. Venning (GT) | W. Stuart (TGS) | N.E. Watts (TSS) | | | 313/5 |
| 1936- | J. Parkinson (CEGS) | L. Tidford (BBC) | J. Stuart (TGS) | C. Hinckley (IGS) | F. Miller (BSHS) | 31 1/5 |
| 1937- | J. Rivett (TGS) | G. Wiley (BBC) | W. Gardner (BGS) | R. Laws (CEGS) | G. Gourley (GT) | 331/5 |
| 1939- | B. Dowling (BGS) | I. Hinwood (BBC) | L. Smith (BSHS) | G.W. Curtis (CEGS) | F. Dunn (NC) | 31 3/5 |
| 1940- | A.W. Robertson (BGS) | R.M. Jones (CEGS) | S.E. Roden (BBC) | G. M. Darcy (GT) | J. Gallagher (NC) | 31 3/5 |
| 1941- | B.A. Christensen (CEGS) | J.L. Willis (TGS) | R. Lambert (BSHS) | D. Solomon (IGS) | R. McConnon (NC) | 32 2/5 |
| 1943- | G. Carpenter (GT) | D. Batchen (CEGS) | I.D. Brown (BGS) | J. Morris (NC) | D. Robertson (TGS) | 33 2/5 |
| 1944- | R.C. Boyce (TGS) | D. Clauston (TSS) | M. Hart (NC) | C.C. Thompson (BBC) | J.D. Cleeve (CEGS) | 32 4/5 |
| 1945- | D. Ferrier (CEGS) | T. Jones (BSHS) | R.C. Armstrong (BBC) | J. McKendry (NC) | R. Chapple (TGS) | 321/5 |
| 1946- | R. Colbert (TGS) | J.R. Boast (BGS) | S.A. Nimmo (TSS) | R.R. Hitchcock (CEGS) | B.E. Carroll (GT) | 304/5 |
| 1947- | G. Newton (BSHS) | J. Bartlett (CEGS) | J. O'Neill (NC) | N. Schwartz (TGS) | R. Dowling (TSS) | 30 2/5 |
| 1948- | D.O. Mason (CEGS) | K.G. Wacker (BGS) | J. Murphy (NC) | J. Carmichael (TGS) | J.W. Duane (GT) | 30 |
| 1949- | H.A. Ward (GT) | C.H. Arnold (CEGS) | F. Hopkins (TGS) | P. Hobler (BBC) | K. O'Donnell (BSHS) | 29 1/5 |
| 1950- | D. Trenerry (TGS) | L. Armstrong (BGS) | P. Mason (CEGS) | S. Norris (BSHS) | R.H. Hardy (TSS) | 284/10 |
| 1951- | No Competition | | | | | |
| 1952- | B. Hawkins (CEGS) | N.M. Cooke (GT) | D.E. Palm (GT) | A. Cockerill (TSS) | G. Hilderbrand (BGS) | 29 8/10 |
| 1953- | B. Martin (BBC) | J. Cox (GT) | J. Mocatta (CEGS) | A. Sharpe (IGS) | J.R. MacDonald (TSS) | 31.4 |
| 1954- | J. Blatchford (NC) | L. O'Connor (GT) | N. Chambers (BSHS) | R. Delmores (BBC) | M. Hooper (CEGS) | 29 1/5 |
| 1955- | P.L. Eriksen (CEGS) | J. Shay (NC) | P. Gibson (BBC) | B. Campbell (GT) | A.J. White (BGS) | 29 3/5 |
| 1956- | E.K. Vance (CEGS) | V. Huxley (TSS) | D. Daly (NC) | J. Cox (BBC) | J. Enoght (GT) | 283/10 |
| 1957- | E. Richards (GT) | N. Bomford (NC) | A. Nott (BBC) | I.E. Keys (CEGS) | R. Clarkson (BSHS) | 292/5 |
| 1958- | P. McMahon (NC) | R. Stitz (IGS) | J. A. Fingleton (GT) | R.N. Armstrong (CEGS) | P. Gatt (BBC) | 28 1/5 |
| 1959- | D. Glen (CEGS) | P. Taylor (BBC) | G.H. Mountseer (GT) | T. McMahon (NC) | G. Simpson (BGS) | 27 4/5 |
| 1960- | N.W. Reynolds (NC) | R. Fingleton (GT) | G. Dunne (BGS) | J. Potts (TSS) | G. Akauma (TGS) | |
| 1961- | J. Krimmer (CEGS) | H. Robertson (TSS) | D. Milburn (GT) | S. Gregory (BBC) | P. Morgan (BSHS) | |
| 1962- | G. Rayner (BSHS) | A. MacLeod (BGS) | J. Chapman (GT) | R. Miria (TGS) | D. R. Balmer (CEGS) | |
| 1963- | R.R. Birch (BGS) | D. White (GT) | A. Carrick (NC) | T. Herbert (TSS) | | 28 |
| | | V. Ole (IGS), tie | | | | |
| 1964- | B.R. Chambers (NC) | D.J. Lloyd (CEGS) | C. McLaughlin (CEGS) | J.G. Sexton (GT) | T.L. Eastman (TSS) | 26.7 |
| 1965- | C. Stitz (IGS) | M.C. Beatty (NC) | H. Hooper (BGS) | E.D. Cole (BBC) | J.G. Fraser (CEGS) | 28.0 |
| 1968- | A. Shean (GT) | B. McGregor (TGS) | J.H. McCubbery (TSS) | B. Carter (BSHS) | M. White (BBC) | 27.4 |
| 1969- | G.R. Langdon (BBC) | P. Raward (TSS) | R. Arundel (BGS) | B. Cooper (BSHS) | J. Willis (CEGS) | 27.8 |
| 1970- | D. Bellamy (BSHS) | J. Van Opdenbosch (GT) | N. Martin (BGS) | N. Yeates (CEGS) | S. Howen (NC) | 27.0 |
| 1971- | D. Hall (NC) | R. Mowen (CEGS) | G. Frost (BSHS) | B. Fitzwalter (GT) | C.R. Webb (BGS) | 27.8 |
| 1972- | M. Tonelli (GT) | P.A. Sager (BBC) | W. Clements (BSHS) | K.R. Brumpton (CEGS) | G. Vann (BGS) | 28.5 |
| 1973- | A. Wilson (BGS) | R. McCowan (CEGS) | R. McLellan (BBC) | B. Yarrow (IGS) | A. Palm (NC) | 27.1 |
| 1974- | R. Thams (BGS) | M. Patterson (CEGS) | W. Wakefield (BSHS) | P. McLeod (BBC) | A. Van de Velde (GT) | 26.6 |
| 1975- | P. Jones (BGS) | D. Atkins (BSHS) | A.G. Thompson (BBC) | M. Harradine (CEGS) | C. Johnson (GT) | 27.1 |
| 1976- | C.D. Charles (CEGS) | J. McNamara (BSHS) | S. Habermann (BGS) | A. Philipps (NC) | M. Maranta (GT) | 26.6 |
| 1977- | M. Green (GT) | I. Simpson (BGS) | G.J. Powell (IGS) | P. Adams (TSS) | J.N. Hooper (BSHS) | 26.8 |
| 1978- | M. Gianford (BGS) | B.R. Cranstoun (CEGS) | S.J. Moffatt (BBC) | L.P. Hall (NC) | M.O'Hare (GT) | 27.6 |
| 1979- | D.S. Frail (TSS) | B. Elliot (BGS) | R. Sydes (GT) | M. McNeilly (CEGS) | M. Sanderson (BSHS) | 26.20 |
| 1980- | C.L. Miller (BSHS) | R. Kahler (BGS) | A.D. Dietz (TSS) | J. McNamee (GT) | D.C. Harvey (CEGS) | 26.52 |
| 1981- | W. Mortensen (GT) | J.S. Sieben (BSHS) | A.J. Thelle (BGS) | G.D. Trenerry (TGS) | J. Bush (NC) | 25.33 |
| 1982- | M. O'Brien (GT) | B. McDonald (IGS) | C. Tobin (BSHS) | L. Boevink (NC) | G. McKinnon (TSS) | 26.25 |
| 1983- | P.J. Wright (BSHS) | B. Parer (NC) | P.A. Menzies (BGS) | K.N. VanAs (CEGS) | K.M. Terriss (IGS) | 26.52 |
| 1984- | P.W. Budon (BSHS) | A.D. Sole (GT) | R.D. Pym (BGS) | A.P. Middleton (IGS) | N.R. Magnusson (CEGS) | 26.30 |
| 1985- | D. King-Christopher (TSS) | D.A. Dnummond (BSHS) | J.W. Fredericks (GT) | S.A. Reilke (TGS) | A.B.J. Scriven (BGS) | 25.71 |
| 1986- | A.J. Baidon (TSS) | T.J. Somes (BBC) | D.A. Richardson (ACGS) | M.J. Russell (GT) | A.W. Bale (BGS) | 25.10 |
| 1987- | T. Staunton-Smith (BGS) | T. Sayer (TSS) | W.D. Fredericks (GT) | B.T. Arnold (BBC) | G.M. Higgins (NC) | 26.86 |
| 1988- | D.G. Fenton (BBC) | B.G. Lawrance (ACGS) | C.R. Patterson (BSHS) | J.D. O'Neill (BGS) | P.T. Clancy (GT) | 25.57 |
| 1989- | A.R. Vary (BSHS) | M. Kearney (NC) | A.J. Mowbray (TSS) | D.J. Collins (GT) | B.B. Cohn (BGS) | 25.24 |
| 1990- | S. Stahn (BGS) | A.D. Dickson (NC) | M.J. Stewart (NC) | D.L. Gaffney (IGS) | B.C. Hiddlestone (BBC) | 26.46 |
| 1991- | P.J. Gibson (GT) | P.F. O'Rourke (TSS) | J.A. Baranoff (BGS) | R.M. Collie (BSHS) | J.J. Duggan (NC) | 25.69 |
| 1992- | T.A.L. Nicholson (ACGS) | L.A. Wallace (GT) | L.F. Robertson (BBC) | J. Partis (BSHS) | A. McGregor (NC) | 25.12 |
| 1993- | R.A. Powells (BSHS) | J.R. English (BBC) | T.M. Smith (TSS) | J.M. Carter (GT) | T.P. Dudley (BGS) | 24.42 @ |
| 1994- | D.S. Gooda (NC) | D.J. Holcombe (BSHS) | L.A. Donald (GT) | H.M. Simson (TSS) | T.J.M. Thynne (BGS) | 26.08 |
| 1995- | T. Harris (IGS) | R.R. Court (NC) | M.P. Gallagher (GT) | C.R.J. Kenman (BGS) | M.D. Wilke (ACGS) | 25.58 |
| 1996- | B.M. Sprenger (GT) | D.M. Bush (NC) | H. Day (BGS) | B. Gourlay (TSS) | A. Wallace (BSHS) | 25.88 |
| 1997- | M.E. Smith (NC) | H. Leung (ACGS) | S. Stewart (BGS) | C. Besley (BBC) | B.A. Yates (TSS) | 25.78 |
| 1998- | L.C. McBean (TSS) | A. Turner (TGS) | W.W.H. Denning (NC) | M. Moran (BGS) | R. TeKloot (ACGS) | 25.32 |
| 1999- | D.J. Campbell | M.G. Skroblin (BBC) | A. Fraser (BGS) | M. Martin (IGS) | A.W. Seward (TSS) | 25.48 |
| 2000- | B.A. Dawson (NC) | J. Bird (TSS) | B. Usher (ACGS) | A.F. Barclay (BBC) | T. Beadle (BGS) | 25.52 |
| 2001- | D.S.C. Cramb (BBC) | D. Johnston (BSHS) | S.J.M. Clark (NC) | Z. Wright (IGS) | M. Katia (GT) | 24.63 |
| 2002- | S. James (BGS) | K.M. Richardson (NC) | R.I. Russell (GT) | P.J. Gleeson (BBC) | K. Boughen (IGS) | 24.93 |
| 2003- | D. Linde (IGS) | M. Dewhurst (BGS) | M. Lewis (BSHS) | H.R. Clentsmith (ACGS) | T. Wright (TSS) | 25.06 |
| 2004- | R.C. Jovanovich (NC) | M. Brookes (BSHS) | N. Whitburn (IGS) | T. McKendry (BGS) | M.C. Holgar (ACGS) | 25.08 |
| 2005- | J.R. Bruton (TSS) | S. Moore (BGS) | B.R. Ison (ACGS) | M.J. McGahan (GT) | D.R. Price (NC) | 24.80 |
| 2006- | B.J. Walkington (NC) | X. Crawford (TSS) | D.A. Young (BGS) | J. Reston (BSHS) | H.W. Simmonds (ACGS) | 25.48 |
| 2007- | H. Perkins (TSS) | W.T. Schoch (BGS) | W.T. McGahan (GT) | C.W. Gray (NC) | M. Rottler (IGS) | 25.05 |
| 2008- | J.A. Saunders (BGS) | S. Blakeway (ACGS) | E.D. Smith (IGS) | Z.A. Taylor (NC) | B. King (TSS) | 26.13 |
| 2009- | Z.J. Whenuaroa (NC) | Z. Featherstone (TSS) | S.A. Taylor (BSHS) | H.J. Coburn (GT) | H. Hawker (TGS) | 24.82 |
| 2010- | R. C. Gerlach (ACGS) | A. Press (TSS) | M. D. Zammit (IGS) | J. A. McLoughlin (NC) | A. L. Saunders | 24.72 |
| 2011- | R.J. Parker (BSHS) | B.P. White (BGS) | P.J. Soalheira (ACGS) | M.S. Denny (TGS) | J.D. Whenuaroa (NC) | 24.82 |
| 2012- | J.A. Cornell (IGS) | T.C. Rull (BSHS) | A. Innes (ACGS) | B.T. Heiniger (TSS) | E. McCorley (BGS) | 25.64 |
| 2013- | L. Townsend (GT) | J. Camp (ACGS) | Z. Shepherd (BSHS) | B.N. McCarthy (TGS) | M.B. Canham (IGS) | 24.90 |
| 2014- | T. Ryan (BGS) | L. V. Pearce (TSS) | B. J. Clarke (TGS) | H. Abeya (ACGS) | C. McFaul (BSHS) | 25.50 |

50 Metre Freestyle: Under 16

| Date | First | Second | Third | Fourth | Fifth | Time |
|--------|-------------------------|------------------------|------------------------|------------------------|--------------------------|---------|
| 1937- | B. Bruce-Smith (CEGS) | L. Hoey (BBC) | J. Petemman (IGS) | J. Stuart (TGS) | E. Mollie (TSS) | 32 |
| 1939- | R.J.K. Grant (GT) | R.W. Mitchell (CEGS) | T. McGrath (NC) | G.J. Stuart (TGS) | J. Wollam (BGS) | 32 |
| 1940- | I. A. Hinwood (BBC) | B.H. Dowling (BGS) | D.G. Hill (CEGS) | R. Westcott (IGS) | B. Parkinson (TGS) | 31 |
| 1941- | A.W. Robinson (BGS) | P. Mactaggart (CEGS) | G.M. D'Arcy (GT) | J. Gallagher (NC) | V.G. Sneyd (BBC) | 303/5 |
| 1943- | I. Wright (CEGS) | A. Hunter (BSHS) | N.B. Poulsen (BGS) | W. Hindler (TGS) | B. Cahill (NC) | 30 1/5 |
| 1944- | E. Wilton (TGS) | J. Morfis (NC) | C. Carpenter (GT) | R. Liddle (BSHS) | D. Batchen (CEGS) | 31 1/5 |
| 1945- | R.C. Rogers (CEGS) | W. Aitken (TGS) | G. Sheil (TSS) | K.T. Spillane (GT) | E.P. Robinson (BGS) | 29 9/10 |
| 1946- | R. Ferrier (CEGS) | T. Jones (BSHS) | R. Akers (TSS) | G.M. Skinner (BGS) | F.P. Sullivan (GT) | 30 1/10 |
| 1947- | J.R. Boast (BGS) | M. Trenerry (TGS) | S. Nimmo (TSS) | H. Nicholson (NC) | R. Hogarth (BSHS) | 29 1/5 |
| 1948- | J.D. Bartlett (CEGS) | M. Crittenden (TSS) | J. O'Neill (NC) | N. Schwartz (TGS) | N.R. Smith (BBC) | 299/10 |
| 1949- | D. Mason (CEGS) | J. Murphy (NC) | K. Wacker (BGS) | J. Cammichael (TGS) | D. Bird (BBC) | 28 8/10 |
| 1950- | H.A. Weld (GT) | C.H. Arnold (CEGS) | D. Quinn (BSHS) | J. Burnie (BBC) | F. Hopkins (TGS) | 29 |
| 1952- | C.J. Weld (GT) | W. Arnold (CEGS) | P. Duggan (NC) | W.R. Raymond (TGS) | J. Williamson (TSS) | 27 |
| 1953- | B. Hawkins (CEGS) | D. Palm (BBC) | R.E. Lindenmeyer (BGS) | N.M. Cooke (GT) | R.C. Wakely (TSS) | 28 2/10 |
| 1954- | J. O'Brien (NC) | P. Anderson (GT) | A. Dowling (BGS) | K.L. Tritton (TSS) | M. Maker (BSHS) | 29 9/10 |
| 1955- | R. Murray (GT) | M.K. Hooper (CEGS) | L. Blatchford (NC) | P. Delmodes (BBC) | G. Davidson (TSS) | 293/5 |
| 1956- | P. Eriksen (CEGS) | D. McCarthy (BBC) | J. Shay (NC) | J. Handy (GT) | A. White (BGS) | 27 9/10 |
| 1957- | D.C. Applebee (CEGS) | I. McNaught (GT) | V.K. Huxley (TSS) | K. Fredericks (NC) | G.R. Wainwright (BGS) | 28 2/5 |
| 1958- | E.B. Richards (GT) | N. Bomford (NC) | R. Brown (BGS) | R. Clarkson (BSHS) | J.C. Morison (TSS) | 281/2 |
| 1959- | P. Catt (BBC) | J. Fingleton (GT) | P. McMahon (NC) | R. Stitz (IGS) | P. Buckle (BGS) | 27 3/10 |
| 1960- | D.W.J. Glen (CEGS) | G. Mountseer (GT) | O. Robbins (BGS) | R.B. Taylor (BBC) | A. Atkins (BSHS) | 26 9/10 |
| 1961- | J. Potts (TSS) | N. Reynolds (CEGS) | R. Fingleton (GT) | G. Dunne (BGS) | M. Chagoury (NC) | 26 4/10 |
| 1962- | N.W. Reynolds (CEGS) | R. Fingleton (GT) | D. Anning (TSS) | I.R. Affleck (BGS) | G. Lawson (BBC) | 254/5 |
| 1963- | N.W. Reynolds (CEGS) | R. Fingleton (GT) | D.A. Robbins (BGS) | H. Robertson (TSS) | R. Cooper (NC) | 25.7 |
| 1964- | RG Mitchell (CEGS) | G. Rayner (BSHS) | I.F. Woods (BBC) | R. Lockhart (TSS) | J.C. Lipscomb (NC) | 26.6 |
| 1965- | RE Lockhart (TSS) | G. Rayner (BSHS) | R.E. Walker (CEGS) | I.F. Woods (BBC) | M. Hutton (BGS) | 26.1 |
| 1968- | R.H. Fry (CEGS) | D.M. Forster (BBC) | A. Clarke (GT) | G. Mitchell (BSHS) | N.R. Kelly (BGS) | 25.9 |
| 1969- | G. Brough (TSS) | N. Proctor (GT) | G. McFarland (IGS) | J. Holloway (CEGS) | G. Want (BGS) | 25.8 |
| 1970- | J. Henderson (NC) | N. Proctor (GT) | R. Watts (BGS) | A. Shean (CEGS) | R. Newman (IGS) | 26.3 |
| 1971- | J. VanOpdenbosch (GT) | R. Hutton (BGS) | G.R. Langdon (BBC) | A. Shean (BSHS) | G.R. Warfield (CEGS) | 26.5 |
| 1972- | J. VanOpdenbosch (GT) | N.W. Martin (BGS) | M.F. Bolt (TSS) | S. Smith (BSHS) | S.M. Mowen (CEGS) | 26.2 |
| 1973- | S. Smith (BSHS) | J. VanOpdenbosch (GT) | B. Mowens (CEGS) | I. Want (TSS) | J. Chang (IGS) | 26.1 |
| 1974- | M. Tonelli (GT) | M. McEniery (NC) | A. Raeburn (TSS) | B. Stubbs (BGS) | A. Aspland (IGS) | 25.4 |
| 1975- | R. McLellan (BBC) | N. Kemp (CEGS) | R. Thams (BGS) | R. Smith (GT) | J. Potts (BSHS) | 26.5 |
| 1976- | R. Bendisch (BGS) | R.W. McLellan (BBC) | W. Wakefield (BSHS) | B. Abrahams (GT) | S.J. Hart (CEGS) | 25.9 |
| 1977- | R. Jones (BGS) | R.R. Fryer (BBC) | M.J. Spurrier (IGS) | M.E. Elliot (CEGS) | M. Meehan (GT) | 26.0 |
| 1978- | M. Green (GT) | R. Milroy (BGS) | C.J. Williams (CEGS) | B.R. Victor (TGS) | B.D. Hickey (TSS) | 26.7 |
| 1979- | S. Moffatt (BBC) | F. Van Der Zant (BSHS) | N. Alcorn (BGS) | B. Cranstoun (CEGS) | L. Hall (NC) | 26.91 |
| 1980- | M.A. Packman (BSHS) | M. Agnew (NC) | T. Dodson (GT) | D.N. Hines (IGS) | D.S. Frail (TSS) | 25.93 |
| 1981- | R.A. Scheib (TSS) | C.A. Parkyn (BSHS) | R.J. Kahler (BGS) | M.H. Holmes (GT) | A.G. Wallace (TGS) | 26.05 |
| 1982- | J. Sieben (BSHS) | R. Thiele (BGS) | W. Mortensen (GT) | J. Bush (NC) | G. Trenerry (TGS) | 25.09 |
| 1983- | G. Boevink (NC) | M.C. O'Brien (GT) | B.R. MacDonald (IGS) | C.V. Tobin (BSHS) | M.R. Magnusson (CEGS) | 25.42 |
| 1984- | R.J. Wright (BSHS) | S.N. Ponton (IGS) | I.D. Swinton (BGS) | S.D. Alton (GT) | J.A. Bennet (BBC) | 25.65 |
| 1985- | A.M. O'Donoghue (GT) | J. MacTaggart (TSS) | R.D. Pym (BGS) | R.W. Burton (BSHS) | N.R. Magnusson (ACGS) | 25.61 |
| 1986- | A.B.J. Scriven (BGS) | J.W. Fredericks (GT) | S.A. Reinke (TGS) | M.R. Boevink (NC) | D.A. Drummond (BSHS) | 25.61 |
| 1987- | A. Baildon (TSS) | T.S. Somes (BBC) | D.A. Richardson (ACGS) | G.L. Cotter (BSHS) | M.J. Russell (GT) | 24.24 |
| 1988- | S.P. Burton (BSHS) | D.J. Wadley (GT) | B.T. Arnold (BBC) | B.W. Duff (ACGS) | T. Staunton-Smith (BGS) | 26.18 |
| 1989- | D.G. Fenton (BBC) | J.D. O'Neill (BGS) | T.W. Penrose (TSS) | M.J. Buhaj (GT) | C.R. Patterson (BSHS) | 25.19 |
| 1990- | A.R. Vary (BSHS) | M.J. Keamey (NC) | D.J. Collins (GT) | B.B. Cohn (BGS) | A.J. Mowbray (TSS) | 24.24 |
| 1991- | D.A. Carter (GT) | M. Logan (BGS) | J.E. Glasson (ACGS) | A.D. Dickson (NC) | B. Hiddlestone (BBC) | 25.18 |
| 1992- | S. Logan (BSHS) | T. Mahony (NC) | R.J. Gibson (GT) | R.F. O'Rourke (TSS) | R.R. Blue (BGS) | 24.80 |
| 1993- | T.A.L. Nicholson (ACGS) | L.E. Robertson (BBC) | L.A. Wallace (GT) | A.L.A. McGregor (NC) | C.R. Mowbray (TSS) | 24.79 |
| 1994- | R.A. Powells (BSHS) | J.R. English (BBC) | J.M. Carter (GT) | T.M. Smith (BGS) | N.C. Rickard (NC) | 23.98 @ |
| 1995- | S.C. Kennedy (NC) | E.J. Hutchison (BGS) | L.A. Donald (GT) | H.J.H. Jackson (BBC) | H.N. Simpson (TSS) | 25.18 |
| 1996- | T. Harris (IGS) | C. Kenman (BGS) | E.M. Gallagher (GT) | C.G. Sullivan (NC) | S. Snelling (TGS) | 24.98 |
| 1997- | H. Day (NC) | B. Gourlay (TSS) | C.D.J. Flouch (NC) | B.M. Sprenger (GT) | D.J. Taylor (ACGS) | 24.89 |
| 1998- | M.E. Smith (NC) | S. Stewart (BGS) | S.E. Dwyer (GT) | H. Leung (ACGS) | G.R. Davies (BBC) | 24.96 |
| 1999- | R.P. McDonald (NC) | A. Turner (TGS) | T.R. Veitch (BBC) | P.D. Weatherley (ACGS) | J. O'Brien (BGS) | 24.84 |
| 2000- | D.J. Campbell (NC) | A. Seward (TSS) | E. Hinschen (IGS) | E. McGregor (BSHS) | M.S. Chan (ACGS) | 24.79 |
| 2001- | A.F. Barclay (BBC) | A.J. Hutchinson (NC) | J. Bird (TSS) | B. Usher (ACGS) | A. Brown (BGS) | 24.97 |
| 2002- | D.S.C. Cramb (BBC) | R.J. Hayes (NC) | D. Johnston (BSHS) | Z. Wright (IGS) | T. Collins (TSS) | 24.24 |
| 2003- | S. James (BGS) | K.M. Richardson (NC) | J. Chandler (IGS) | R.I. Russell (GT) | B.J. O'Bryan (TSS) | 24.78 |
| 2004- | D. Linde (IGS) | H.R. Clentsmith (ACGS) | C. Clarke (BSHS) | J.M. Wacker (NC) | T. Wright (TSS) | 25.16 |
| 2005- | D.J. Van Velden (BBC) | R. Webber (IGS) | M. Brooks (BSHS) | C.R. Holgar (ACGS) | J.D. Mechielson (GT) | 24.27 |
| 2006- | S.H. Moore (BGS) | | M.J. McGahan (GT) | D.R. Price (NC) | J. Taylor (BSHS) | 24.87 |
| 2007- | J.R. Bruton (TSS), tie | | | | | |
| 2007- | B.J. Walkington (NC) | D.A. Young (BGS) | X. Crawford (TSS) | J. Furfinger (IGS) | N.G. O'Brien (GT) | 24.90 |
| 2008- | W.T. Schoch (BGS) | C. Dreghorn (TSS) | T. McGriffin (ACGS) | A. Robinson (NC) | | 24.74 |
| 2009- | C.M. McKiernan (NC) | J.A. Saunders (BGS) | E.D. Smith (IGS) | W.T. McGagan (GT), tie | | |
| 2010 - | Z.J. Whenuaroa (NC) | S.A. Taylor (BSHS) | S.J. Greene (BGS) | A. Williams (TSS) | L.E. Grount (ACGS) | 25.40 |
| 2011- | A.F. Press (TSS) | M. Kwong (NC) | P.R. Brittain (TGS) | M. van Velden (BBC) | S.D. Reiser (GT) | 24.58 |
| 2012- | R.J. Parker (BSHS) | B.O. Smith (TSS) | M.H. Kwong (NC) | J.W. Mills (BBC) | X.M. Power (GT) | 24.35 |
| 2013- | L. Osborne (GT) | B.T. Heiniger (TSS) | D. Parker (NC) | P. Soalheira (ACGS) | B. White (BGS) | 24.46 |
| 2014- | B. S. Paties (BBC) | M. B. Canham (IGS) | J. Camp (ACGS) | C.M. Watkins (BBC) | T. Rull (BSHS) | 24.71 |
| | | | | K. McIneray (GT) | S. H. Mackay-Payne (TSS) | 24.50 |

50 Metre Freestyle: Open

| Date | First | Second | Third | Fourth | Fifth | Time |
|--------|------------------------|-------------------------|------------------------|------------------------|-----------------------|---------|
| 1927- | F. Vincent (BGS) | R. Scanlan (NC) | B. Butcher (TSS) | | | 30 2/5 |
| 1928- | F. Vincent (BGS) | J. Forster (CEGS) | B. Butcher (TSS) | | | 30 |
| 1929- | F. Vincent (BGS) | I. White (CEGS) | - Betts (TSS) | | | 29 1/5 |
| 1930- | H. Stephens (CEGS) | R.E. Scanlan (NC) | G. Finemore (BGS) | | | 31 1/5 |
| 1931- | L. Stephens (CEGS) | G. Haigh (BGS) | B. McMennamin (NC) | | | 29 4/5 |
| 1933- | T. Long (BSHS) | R. Valmadre (NC) | V. Neihl (BGS) | | | 30 2/5 |
| 1934- | T. Muller (TGS) | C.N. Crompton (BGS) | E.R. Nelht (BGS) | | | 30 |
| 1935- | T. Muller (TGS) | J.W. Clark (BGS) | M.H. Moray (CEGS) | | | 292/5 |
| 1936- | J. Venning (GT) | J.W. Clark (BGS) | J. McCallum (CEGS) | S. Hawgood (BBC) | M. Gallagher (NC) | 29 3/5 |
| 1937- | J. Parkinson (CEGS) | C. Bernays (TGS) | D. Bell (BGS) | R. Wnght (BBC) | D. Sparkes (BSHS) | 29 2/5 |
| 1939- | J.S. Parkinson (CEGS) | J.C. Rivett (TGS) | A.J. Radcliffe (TSS) | W.H. Irving (BGS) | G. Barr (BSHS) | 28 3/5 |
| 1940- | R.J. Grant (GT) | G.L. Hando (CEGS) | J. Hart (BGS) | G. Barr (BSHS) | J. Miller (NC) | 30 4/5 |
| 1941- | I. A. Hinwood (BBC) | F. Campbell (BSHS) | A. Hodel (NC) | B.H. Dowling (BSHS) | G.J. Stuart (TGS) | 30 3/5 |
| 1943- | A. Russell (CEGS) | F.W. Heron (CEGS) | H.W. Tait (TGS) | K. Collins (BSHS) | C.A. Hoey (BBC) | 29 4/5 |
| 1944- | A.I. Wright (CEGS) | C.A. Hoey (BBC) | R.J. Scott (TGS) | J. Duthie (BSHS) | B. Cahill (NC) | 30 2/5 |
| 1945- | J. Card (TGS) | W. Chandler (BBC) | I.G. Brown (BGS) | J. Falconer (CEGS) | F.J. Williams (GT) | 35 3/5 |
| 1946- | R.C. Rogers (CEGS) | E.R. Robinson (BGS) | W. Aiken (TGS) | W. Harwick (TSS) | W.R. Dowd (BBC) | 29 |
| 1947- | R.C. Rogers (CEGS) | T. Eady (TSS) | F.R. Sullivan (GT) | J. McKendry (NC) | G.M. Skinner (BGS) | 281/2 |
| 1948- | J.R. Boast (BGS) | G. Newton (BSHS) | R. Rogers (CEGS) | T.E. Eady (TSS) | F.R. Sullivan (GT) | 28 2/5 |
| 1949- | J.R. Boast (BGS) | R. CriKenden (TSS) | N.R. Smith (BBC) | J. O'Neill (NC) | J.D. BartleK (CEGS) | 28 3/5 |
| 1950- | D.O. Mason (CEGS) | N.R. Smith (BBC) | J. O'Neill (NC) | A. Tonkins (BGS) | J.G. Prentice (GT) | 277/10 |
| 1952- | J.R. Barrek (GT) | D. Trenerry (TGS) | C. Arnold (CEGS) | J.H. Burnie (BBC) | J.S. Wamer (TSS) | 28 |
| 1953- | C.J. Weld (GT) | W. Arnold (CEGS) | R. Kirkcaldie (BBC) | R. Duggan (NC) | J.A. Kingston (TSS) | 26 8/10 |
| 1954- | L. Jones (NC) | B. Hawkins (CEGS) | J. Byrne (GT) | R.K. Kirkcaldie (BBC) | R.C. Wakeley (TSS) | 27 4/5 |
| 1955- | R. Murray (GT) | B.W. Hawkins (CEGS) | A.C. Dowling (BGS) | R. Wakely (TSS) | R. Mossop (NC) | 28 3/10 |
| 1956- | R. Eriksen (CEGS) | R. Murray (GT) | A. Dowbry (BGS) | R. Bently (NC) | R. Lawson (BBC) | 27 3/10 |
| 1957- | R. Murray (GT) | R.L. Eriksen (CEGS) | J. Shay (NC) | D. McCarthy (BBC) | R. Bryce (IGS) | 271/5 |
| 1958- | D. McCarthy (BBC) | R. Wickham (GT) | R. Enright (NC) | E.K. Vance (CEGS) | R.R. Beale (BGS) | 27 2/5 |
| 1959- | K. Fredericks (NC) | E. Richards (GT) | G. Miller (CEGS) | V. Huxley (TSS) | J. Bennett (BGS) | 26 4/5 |
| 1960- | H. Orth (IGS) | E. Richards (NC) | G.H. Miller (CEGS) | R. Cooke (GT) | R.B. East (BBC) | 267/10 |
| 1961- | H. Orth (IGS) | D. Glen (CEGS) | R. McMahon (NC) | C. Leagh-Murray (BGS) | D. Sexton (GT) | 26 3/10 |
| | | | | | J. Lyndon (BBC), tie | |
| 1962- | N.W. Reynolds (CEGS) | R. Fingleton (GT) | D. Anning (TSS) | I.R. Atfleck (BGS) | G. Lawson (BBC) | 25 4/5 |
| 1963- | N.W. Reynolds (CEGS) | R. Fingleton (GT) | D.A. Robbins (BGS) | H. Robertson (TSS) | R. Cooper (NC) | 25.7 |
| 1964- | R.G. Mitchell (CEGS) | G. Rayner (BSHS) | I.F. Woods (BBC) | R. Lockhart (TSS) | J.C. Lipscomb (NC) | 26.6 |
| 1965- | R.E. Lockhart (TSS) | G. Rayner (BSHS) | R.E. Walker (CEGS) | I.F. Woods (BBC) | M. Huhon (BGS) | 26.1 |
| 1968- | R.H. Fry (CEGS) | D.M. Forster (BBC) | A. Clarke (GT) | G. Mitchell (BSHS) | N.R. Kelly (BGS) | 25.9 |
| 1969- | G. Brough (TSS) | N. Proctor (GT) | G. McFarland (IGS) | J. Holloway (CEGS) | G. Want (BGS) | 25.8 |
| 1970- | J. Henderson (NC) | N. Proctor (GT) | R. Watts (BGS) | A. Shean (CEGS) | R. Newman (IGS) | 26.3 |
| 1971- | J. VanOpdenbosch (GT) | R. HuKon (BGS) | G.R. Langdon (BBC) | A. Shean (BSHS) | G.R. Warfield (CEGS) | 26.5 |
| 1972- | J. Van Opdenbosch (GT) | N.W. Martin (BGS) | M.F. Bolt (TSS) | S. Smith (BSHS) | S.M. Mowen (CEGS) | 26.2 |
| 1973- | S. Smith (BSHS) | J. Van Opdenbosch (GT) | B. Mowens (CEGS) | I. Want (TSS) | J. Chang (IGS) | 26.1 |
| 1974- | M. Tonelli (GT) | M. McEniery (NC) | A. Raeburn (TSS) | B. Stubbs (BGS) | A. Aspland (IGS) | 25.4 |
| 1975- | R. McLellan (BBC) | N. Kemp (CEGS) | R. Thams (BGS) | R. Smith (GT) | J. Potts (BSHS) | 26.5 |
| 1976- | R. Bendeich (BGS) | R.W. McLellan (BBC) | W. Wakefield (BSHS) | A. Abrahams (GT) | S.J. Hart (CEGS) | 25.9 |
| 1977- | R. Jones (BGS) | R.R. Fryer (BBC) | M.J. Spurrier (IGS) | M.E. Elliott (CEGS) | M. Meehan (GT) | 26.0 |
| 1978- | T. McCawley (GT) | S. Habemman (BGS) | G.S. Crow (CEGS) | J.T. McNamara (BSHS) | B. Battersby (TSS) | 26.09 |
| 1979- | T. McCawley (GT) | R. Milroy (BGS) | M.Green (GT) | B. Battersby (TSS) | J. McLeod (BBC) | 26.52 |
| 1980- | R. Duncan (NC) | S.D. Fidler (BSHS) | N. Alcorn (BGS) | M. Waller (GT) | B.R. Cranstoun (CEGS) | 25.91 |
| 1981- | M.A. Packmann (BSHS) | M. Agnew (NC) | A.J. Waddell (BBC) | D.N. Hines (IGS) | D.S. Frail | 25.11 |
| 1982- | T. Dodson (GT) | R. Kahler (BGS) | C. Parkyn (BSHS) | M. Agnew (NC) | A. Dietz (TSS) | 25.73 |
| 1983- | J.S. Sieben (BSHS) | W.R. Mortensen (GT) | E. Clementson (BGS) | D.J. Garner (TGS) | J. Bush (NC) | 24.17 |
| 1984- | M.C. O'Brien (GT) | M.R. Magnusson (CEGS) | G.M. Boevink (NC) | T.E. Hart (TSS) | B.P. MacDonald (IGS) | 24.67 |
| 1985- | R.A. Cameron (BBC) | I.D. Swinton (BGS) | S.N. Ponton (IGS) | J.J. Cotter (BSHS) | S.M. Dalton (GT) | 24.99 |
| 1986- | T.J. Russell (GT) | R.W. Burton (BSHS) | N.G. Magnusson (ACGS) | J. Simmonds (ACGS) | A.P. Middleton (IGS) | 25.41 |
| 1987- | J.W. Fredericks (GT) | P.A. Hamilton (TGS) | P.A. Stone (BBC) | D.J. Lawrance (ACGS) | A.B.J. Scriven (BGS) | 25.34 |
| 1988- | A.J. Baildon (TSS) | J.W. Fredericks (GT) | D.A. Richardson (ACGS) | S.R. Steindl (BGS) | D. Fiorini (NC) | 23.36 @ |
| 1989- | M.K. Fredericks (GT) | D.J. Helgeson (BGS) | T.A. Sayer (TSS) | B.W. Duff (ACGS) | D.O. Fiorini (NC) | 24.92 |
| 1990- | W.D. Fredericks (GT) | C.C. Hackett | S.E. Lewis (BSHS) | A.B. McCready (ACGS) | A. Stott (IGS) | 24.85 |
| 1991- | M.J. Kearney (NC) | T. Clayton (BBC) | N.J. Rollason (GT) | A.B. McCready (ACGS) | M. Knobel (TSS) | 24.85 |
| 1992- | D.A. Carter (GT) | M. Logan (BGS) | M. Knobel (TSS) | B. McGregor (NC) | P. Smerdon (BSHS) | 24.54 |
| 1993- | S.M. Logan (BSHS) | P.F. O'Rourke (TSS) | T.K. Mahony (NC) | T.E. Clayton (BGS) | A.J. Sexton (GT) | 24.23 |
| 1994- | B.O. Nothling (BGS) | T.A.L. Nicholson (ACGS) | L.A. Wallace (GT) | L.F. Robertson (BBC) | B.R. Cooper (NC) | 23.99 |
| 1995- | N.C. Rickard (NC) | T.A.L. Nicholson (ACGS) | T.M. Smith (BGS) | J.M. Carter (GT) | A.M. Craven (BBC) | 24.11 |
| 1996- | N.C. Rickard (NC) | J.M. Winter (GT) | H.M. Simson (TSS) | G. Chandler (TGS) | K. Evans (BSHS) | 23.91 |
| 1997- | D.M. Walker (NC) | G. Chandler (TGS) | E.M. Gallagher (GT) | T. Harris (IGS) | C.D. Clegg (TSS) | 24.07 |
| 1998- | B. Gourlay (TSS) | C.D.J. Flouch (NC) | H. Day (BGS) | M.D. Chisholm (GT) | N. Murphy (ACGS) | 24.44 |
| 1999- | M.E. Smith (NC) | C.A. Besley (BBC) | D.J. Taylor (ACGS) | S. Stewart (BGS) | D. Gynther (BSHS) | 24.55 |
| 2000- | M.E. Smith (NC) | R.B. Norris (ACGS) | R.J. Maitland (GT) | P. Priest (BSHS) | A. Turner (TGS) | 24.48 |
| 2001- | D.J. Campbell (NC) | A. Seward (TSS) | P. Priest (BSHS) | A. Frazer (BGS) | M. Chan (ACGS) | 24.22 |
| 2002- | A.F. Barclay (BBC) | A. Brown (BGS) | J. Bird (TSS) | C.R. Hillan (NC) | B. Usher (ACGS) | 24.45 |
| 2003- | C.R. Hillan (NC) | D.S.C. Cramb (BBC) | J. Turnham (IGS) | S.J. Bassett (ACGS) | W. Clewett (TGS) | 23.98 |
| 2004- | K.M. Richardson (NC) | S. James (BGS) | B. O'Bryan (TSS) | M. Black (IGS) | | 24.23 |
| | | | | E.M. Douglas (GT), tie | | |
| 2005- | E. Hannant (TSS) | D. Linde (IGS) | R.J. Hilder (NC) | H.R. Clentsmith (ACGS) | M. Dewhurst (BGS) | 24.61 |
| 2006- | M. Brooks (BSHS) | A. Braun (TSS) | S.M. Robertson (BBC) | J. Hoek (IGS) | J.D. Mechlielsen (GT) | 23.76 |
| 2007- | M. Brooks (BSHS) | M.A. Kressibucher (GT) | C. Fox (TSS) | K.M. Crawford (NC) | S.W. Wacker (BGS) | 23.82 |
| 2008- | A.Cois (BGS) | B.J.Walkington (NC) | T.Parris (TSS) | J.J. McDonald (GT) | J.Achilles (ACGS) | 24.44 |
| 2009- | A.L. Cois (BGS) | H. Perkins (TSS) | N.J. Rider (GT) | T.D. McGriffin (ACGS) | A.R. Robinson (BBC) | 24.14 |
| 2010 - | L. Bailey (BGS) | A. Williams (TSS) | L.E. Grout (ACGS) | E.D. Smith (IGS) | C.W. Gray (NC) | 24.68 |
| 2011- | Z.J. Whenuaroa (NC) | L.W. Percy (TSS) | | M.Van Velden (BBC) | D.J.Brown (ACGS) | 24.14 |
| | | S.J. Greene (BGS), tie | | | | |
| 2012- | A.F. Press (TSS) | Z.J. Whenuaroa (NC) | J. McMahon (GT) | S. Green (BGS) | W.H. Lane (TGS) | 23.68 |
| 2013- | C.F. Fasala (IGS) | M. Jones (NC) | R. Parker (BSHS) | B.O. Smith (TSS) | B. White (BGS) | 23.80 |
| 2014- | J.A. Cornwell (IGS) | B. T. Heiniger (TSS) | D. Parker (NC) | L. Osborne (GT) | C. D. Blackwood (TGS) | 23.97 |

50 Metre Backstroke: Under 13

| Date | First | Second | Third | Fourth | Fifth | Time |
|--------|-------------------------|-----------------------|------------------------|-------------------------|----------------------------|---------|
| 1965- | K.P. McGregor (TGS) | K.B. Nyberg (CEGS) | L. Heathcote (BSHS) | A.J. Shean (GT) | B. Martin (BGS) | 35.5 |
| 1968- | N.W. Martin (BGS) | G. Frost (BSHS) | W. Fisher (GT) | R.A. Lacaze (CEGS) | A.I. Barbour (BBC) | 34.8 |
| 1969- | W. Fisher (GT) | R. Mowen (NC) | N. Barrett (TGS) | R. Hicks (CEGS) | B. Collinson (BBC) | 37.1 |
| 1970- | M. Toneili (GT) | R. McCarthy (BSHS) | R. McCowan (CEGS) | M. Beli (TSS) | R. Egerton (BGS) | 35.3 |
| 1971- | A. Wilson (BGS) | R.H. McCowan (CEGS) | W. Stone (BBC) | J. Cameron (BSHS) | A. Paim (NC) | 34.0 |
| 1972- | R. Thams (BGS) | B.T. Donovan (CEGS) | A. Van de Velde (GT) | S. Harris (BSHS) | T. McCawley (NC) | 32.9 |
| 1973- | J. Perkins (BGS) | R. Logan (BSHS) | C. Johnston (GT) | S.A. Habermann (CEGS) | D.N. Yarrow (IGS) | 33.9 |
| 1974- | R. Beardmore (BGS) | T. McCawley (GT) | G. Byram (CEGS) | I. Van Haeringen (BSHS) | C. McMillan (TGS) | 35.2 |
| 1975- | J. Yule (BGS) | D. Nottingham (BSHS) | G. Seawright (TGS) | N. Thompson (BBC) | M. Pearce (TSS) | 35.3 |
| 1976- | M. Glanford (BGS) | R. Clarke (BSHS) | G. Gibbons (GT) | D.J. Hoyal (CEGS) | S.L. Muir (TSS) | 36.2 |
| 1977- | D.S. Verenkemp (IGS) | M. Xavier (BGS) | A. Packman (BSHS) | G. Gibbons (GT) | C.D. Carlyon (CEGS) | 35.4 |
| 1978- | R. Cope (BGS) | R.L. Down (BSHS) | S.J. Burton (TSS) | G.D. Trenerry (TGS) | J. McNamee (GT) | 34.1 |
| 1979- | J. Sieben (BSHS) | W. Mortensen (GT) | G. Trenerry (TGS) | C. Deacon (BGS) | D. Hancock (TSS) | 33.77 |
| 1980- | G. Boevink (NC) | G. Edwards (BSHS) | G. Hepple (TGS) | A. Savage (BGS) | A. Scott (TSS) | 35.72 |
| 1981- | A.J. Kurth (BGS) | S.J. Cotter (BSHS) | R.R. Bumie (TGS) | K.M. Terriss (IGS) | J. Austin (BBC) | 32.59 |
| 1982- | J. Ives-Plunkett (BSHS) | J. Deacon (BGS) | C. Finlay (BBC) | T. Young (IGS) | R. Trenerry (TGS) | 32.89 |
| 1983- | C.A. Logan (BSHS) | M.T. Lee (CEGS) | K.T. O'Donoghue (GT) | C.J. Lawrence (TSS) | T.J. Somes (BBC) | 32.73 |
| 1984- | A. Egorov (BSHS) | T. Cronshaw (BGS) | D.J. MacLean (BBC) | D.G. Hobart (TSS) | D. Watson-Brown (GT) | 33.66 |
| 1985- | J.C. Cooper (BSHS) | A.J. Weston (ACGS) | R.T. Clancy (GT) | M. Van Oostrum (IGS) | D.S. Cooke (BGS) | 32.35 |
| 1986- | T.M. Boevink (NC) | C.J. McInerney (GT) | A.B. McCready (ACGS) | A.J. Cooper (ACGS) | D.J. Lodge (BGS) | 33.74 |
| 1987- | S.G. Richards (BGS) | A.G. Cook (GT) | G.J. Taylor (ACGS) | K.D. Eldridge (BSHS) | B.J. Leventis (BBC) | 32.66 |
| 1988- | A. Dickson (NC) | B.F. Martin (ACGS) | M.J. Stewart (GT) | S.K. Chng (BSHS) | J.P. Margerison (BGS) | 34.12 |
| 1989- | A.H. Flaskas (ACGS) | B. Mulder (BGS) | R.S. Ch'ng (BSHS) | M.R. Chappel (GT) | M. T O'Rourke (TSS) | 33.00 |
| 1990- | L.A. Wallace (GT) | D.J. Boxall (BSHS) | B.W. Jones (ACGS) | C. Bradshaw (TGS) | L.F. Robertson (BBC) | 31.58 |
| 1991- | R. A. Powells (BSHS) | G. B. Pearce (TSS) | S.K.C.Y. Liew (ACGS) | S. M. Nothing (BGS) | J.P. Hoolveld (GT) | 30.98 |
| 1992- | D. Holcombe (BSHS) | S. Kennedy (NC) | A.J. Lacey (TSS) | D.A. Rogers (BGS) | K.H. Skynng (BBC) | 32.36 |
| 1993- | T.C. Weingarth (NC) | A.R. Athanasiov (TGS) | C.R.J. Kenman (BGS) | G. Astill (IGS) | J.D.C. Mornson (ACGS) | 33.08 |
| 1994- | T.A. VanVeen (BBC) | J.W. McCourt (NC) | B.M. Sprenger (GT) | M.O.G. Bell (BGS) | G. Astill (IGS) | 31.16 |
| 1995- | A.D. Timms (NC) | N. Gourgard (IGS) | M. Parkinson (BSHS) | P.R. Melloy (BGS) | B.J. Norns (ACGS) | 32.98 |
| 1996- | L.C. McBean (TSS) | W.W. Dening (NC) | M.J. English (BBC) | A. Hutton-Young (BGS) | C. Thornton (BSHS) | 31.48 |
| 1997- | R.G. Barker (NC) | E. Hinschen (IGS) | A. Leeder (TGS) | A. Woodgate (BGS) | J.C. Hey (TSS) | 32.68 |
| 1998- | T.W.T. Jones (NC) | T. Beadle (BGS) | A.J. Hosking (BBC) | J. Russ (ACGS) | K. Mitton (IGS) | 32.24 |
| 1999- | L.H.M. Lyons (BBC) | A. Dickey (TGS) | J. Johnson (IGS) | A.W. Talbot (NC) | T.D. Garnaut (GT) | 31.00 |
| 2000- | J. Young (BGS) | M.R. Delbridge (NC) | D. Linde (IGS) | C. Falknau (TGS) | R.I. Russell (GT) | 33.07 |
| 2001- | E. Hannant (TSS) | D.E. Murphy (NC) | M.J. Massey (BBC) | S. Streefer (IGS) | L. Klein (BGS) | 32.67 |
| 2002- | B.J. Donaldson (NC) | M. Rudolph (IGS) | M.C. Close (ACGS) | M.J. Gregory (BBC) | A. Miller (BGS) | 31.72 |
| 2003- | J. Kibby (IGS) | M.J. Gregory (BBC) | P. Hawkins (BSHS) | M.L. Wilson (NC) | S. Moore (BGS) | 32.46 |
| 2004- | X. Crawford (TSS) | T.L. James (BBC) | L.J. Clentsmith (ACGS) | A.J. Hughes (NC) | R. Alcorn (IGS) | 31.62 |
| 2005- | H. Perkins (TSS) | A.J. Hughes (NC) | D.R. Powell (ACGS) | T. Wood (IGS) | G.P. O'Brien (GT) | 32.08 |
| 2006- | H.B. Taylor (ACGS) | E. Smith (IGS) | Z.A. Taylor (NC) | J.P. Herd (GT) | H. Dolan (TSS) | 28.70 @ |
| 2007- | Z. Featherstone (TSS) | T.T. Leung (BBC) | C. Lloyd (IGS) | H.J. Coburn (GT) | M.W. Stafford-Smith (ACGS) | 32.15 |
| 2008- | A. Press (TSS) | J.M. Jilliland (NC) | R. Smith (ACGS) | M.D. Zammit (IGS) | S. Pratt (BBC) | 32.63 |
| 2009- | R.J. Parker (BSHS) | D.J. Lang (BGS) | P.C. Mills (BBC) | J. Brown (TSS) | I.J. Freeman (NC) | 32.45 |
| 2010 - | L.J. Neill (GT) | C.R. Lewis (NC) | D. J. Lang (BGS) | J.P. Gordon (TGS) | E. Zhou (BBC) | 32.44 |
| 2011- | B.N. McCarthy (NC) | H.W. Stubbs (ACGS) | A.E. Gibson (TGS) | D.W. Wilson (IGS) | J.W. Burgess (BSHS) | 32.29 |
| 2012- | J.W. Ford (IGS) | B.J. Woolf (NC) | W.P. Walsh (BSHS) | M. Adi (BGS) | A. Gantimuroff (BBC) | 31.48 |
| 2013- | B.M. Carlyon (BBC) | B. Wang (BGS) | W. Harris (ACGS) | F.J. Stewart (TGS) | C. Oslington-Elliott | 29.67 |
| 2014- | L. D. Byrne (BBC) | K. R. Welfare (IGS) | J. Abeya (ACGS) | Z. A. Maher (TSS) | M. Adi (BGS) | 31.01 |

50 Metre Backstroke: Under 14

| Date | First | Second | Third | Fourth | Fifth | Time |
|-------|---------------------------|-------------------------|-----------------------|------------------------|----------------------|---------|
| 1947- | K. Waller (CEGS) | J. Murphy (NC) | D.K. Phillips (IGS) | A. Jeffrey (BSHS) | M. Law (TGS) | 44 4/5 |
| 1948- | N. Jacklin (NC) | B.B. Loel (CEGS) | P.J. Stafford (GT) | R. Hobler (BBC) | S. Harns (BGS) | 40 2/5 |
| 1949- | D. Trenerry (TGS) | R.V. Biggs (GT) | G. Whitehouse (CEGS) | L. Woodgate (NC) | A. Usher (TGS) | 38 1/5 |
| 1950- | C. Weld (GT) | C.J. Whitehouse (CEGS) | A.R. Jones (BBC) | W. Evans (NC) | R. Geddes (TGS) | 378/10 |
| 1952- | T. Brandon (BBC) | R. Clarke (NC) | M. Carlton-Smith (GT) | W. Christie (CEGS) | M.R. Litzow (IGS) | 414/10 |
| 1953- | T. Brandon (BBC) | R.N. McCoombes (IGS) | J. Cox (GT) | J. Beare (NC) | A. Padgen (TGS) | 38.2 |
| 1954- | J. McLeod (CEGS) | A. Fingleton (GT) | T. Jacobsen (NC) | J. Stathes (IGS) | P. Gibson (BBC) | 40 1/10 |
| 1955- | E.K. Vance (CEGS) | J. Fingleton (GT) | R. Kelly (TSS) | J. Thorley (NC) | W. Stubbs (TGS) | 38 1/2 |
| 1956- | J. Fingleton (GT) | I.E. Keyes (CEGS) | P. McMahon (NC) | R. Colclough (BGS) | R. Morrison (TSS) | 37 |
| 1957- | A. Fingleton (GT) | R.D. Mamie (TSS) | P. McMahon (NC) | F. Graham (BBC) | B. Dunn (BGS) | 35 1/5 |
| 1958- | T. McMahon (NC) | G.A. Sampson (BGS) | R.G. Fingleton (GT) | R. Taylor (BBC) | W.A. Watts (TSS) | 35 1/5 |
| 1959- | G. Dunne (BGS) | N. Reynolds (CEGS) | R. Fingleton (GT) | M. Chagoury (NC) | P. Rolfe (TSS) | 36 1/5 |
| 1960- | J.W. Knmmer (CEGS) | J. Chapman (GT) | R. Simpson (TGS) | S.C. Gregory (BBC) | D. Jenkins (TSS) | 35 1/2 |
| 1961- | J. Chapman (GT) | A. MacLeod (BGS) | R. Gregory (BBC) | R. Miria (TSS) | P. Downie (CEGS) | 36 1/10 |
| 1962- | W.F. Luya (CEGS) | B. McMahon (GT) | R.R. Birch (BGS) | P. Davies (NC) | R. Gregory (BBC) | 36 |
| 1963- | B. McMahon (GT) | J. Walmsley (NC) | D.J. Lloyd (CEGS) | S.R. Booker (BGS) | B. Bell (BSHS) | 35.5 |
| 1964- | P.D. Hamilton (GT) | D.M. Rylance (BBC) | N.J. Hooper (BGS) | J.G. Fraser (CEGS) | M.C. Beatty (NC) | 35.7 |
| 1965- | G. Reid (BGS) | G.J. Brough (TSS) | A.A. Hogue (CEGS) | F. Clarke (IGS) | D.M. Forster (BBC) | 34.8 |
| 1968- | G.J. Sanders (TGS) | G.R. Langdon (BBC) | P. Raward (TSS) | G.J. Short (BGS) | W.D. Gardiner (IGS) | 33.1 |
| 1969- | N. Martin (BGS) | G. Frost (BSHS) | P. Lacaze (CEGS) | P. Lalor (NC) | N. Spike (GT) | 33.6 |
| 1970- | R. Mowen (NC) | A. Carstensen (BSHS) | W. Barrett (TGS) | A. Birchley (CEGS) | J. Lowes (GT) | 34.6 |
| 1971- | M. Tonelli (GT) | R. McCarthy (BSHS) | M.J. Bell (TSS) | S. Holland (CEGS) | R. Stubbs (BGS) | 32.4 |
| 1972- | R.H. McCowan (CEGS) | A. Wilson (BGS) | W.J. Stone (BBC) | A. Palm (NC) | R. Jones (GT) | 32.3 |
| 1973- | R. Thams (BGS) | B. Donovan (CEGS) | W. Wakefield (BSHS) | R. Boneham (GT) | P.J. McLeod (BBC) | 32.0 |
| 1974- | J. Perkins (BGS) | M.J. Spurrier (IGS) | R. Logan (BSHS) | C. Seawright (TGS) | J. Ford (GT) | 32.6 |
| 1975- | P. Beardmore (BGS) | T. McCawley (GT) | W. Greenhalgh (TSS) | S. Habermann (CEGS) | M. Woodrow (BSHS) | 32.7 |
| 1976- | J. Yule (BGS) | G.R. Seawright (TGS) | N.D. Thompson (BBC) | J.D. Petersen (IGS) | D. Nottingham (BSHS) | 34.0 |
| 1977- | R. Clarke (BSHS) | M. Glanford (BGS) | D.R. Orbell (IGS) | S.J.H. Moffatt (BBC) | D.J. Hoyal (CEGS) | 32.0 |
| 1978- | M. Xavier (BGS) | M.A. Packman (BSHS) | D.S. Verenkemp (IGS) | D.B. McKinstry (TGS) | G. Gibbons (GT) | 34.1 |
| 1979- | S. Clarke (BSHS) | S. Burton (TSS) | R. Cope (BGS) | J. McNamee (GT) | A. Finlay (BBC) | 31.01 |
| 1980- | W. Mortensen (GT) | S.A. Ponton (IGS) | S.A. Hay (BSHS) | P.W. Hammond (TSS) | G. Dalton (BGS) | 30.90 |
| 1981- | G. Boevink (NC) | G. Edwards (BSHS) | A.E. Savage (BGS) | M.C. O'Brien (GT) | G.J. Hepple (TGS) | 32.08 |
| 1982- | A. Kurth (BGS) | M. Mastromichele (BSHS) | P. Burnie (TGS) | R. Boman (GT) | R. Gilroy (IGS) | 32.23 |
| 1983- | J.S. Ives-Plunkett (BSHS) | J.W. Deacon (BGS) | C.J. Finlay (BBC) | A.M. O'Donoghue | R.F. Trenerry (TGS) | 32.15 |
| 1984- | C.A. Logan (BSHS) | M.T. Lee (CEGS) | K.T. O'Donoghue (GT) | A.A. Brightwell (TSS) | A.B.J. Scriven (BGS) | 30.26 |
| 1985- | J.D. Paetzholdt (BGS) | J.M. Dean (ACGS) | | D.A. Watson-Brown (GT) | R.H. Gilroy (IGS) | 33.53 |
| 1986- | J.C. Cooper (BSHS) | A.J. Weston (ACGS) | L. Maguire (NC) | R.R. Pollard (BBC) | M. Van Oostrum (IGS) | 30.59 |
| 1987- | C.R. Patterson (BSHS) | D.J.G. Little (BGS) | T.M. Boevink (NC) | C.J. McInerney (GT) | K.J. Perkins (BBC) | 32.11 |
| 1988- | A.G. Cook (GT) | M. Knobel (TSS) | G.J. Taylor (ACGS) | S.J. Richards (BGS) | J.R. Forster (BSHS) | 31.38 |

50 Metre Backstroke: Under 14 (Continued)

| | | | | | | |
|--------|-----------------------|----------------------|----------------------------|------------------------|-----------------------|---------|
| 1989- | A.D. Dickson (NC) | M.J. Stewart (GT) | S.P. Rowe (BBC) | C.W. Forster (BSHS) | B.F. Martin (ACGS) | 32.36 |
| 1990- | S.M. Logan (BSHS) | A.H. Flaskas (ACGS) | T.E. Clayton (GT) | B. Mulder (BGS) | I.G. Ware (IGS) | 30.62 |
| 1991- | D.J. Boxall (BSHS) | L.A. Wallace (GT) | L. Robertson (BBC) | K.A. Lacin (BGS) | C. Bradshaw (TGS) | 30.16 |
| 1992- | R.A. Powells (BSHS) | K.A. Lacin (BGS) | M. Roland (NC) | B.G. Connell (ACGS) | T.J. Lingham (BBC) | 29.47 |
| 1993- | N.B. Baird (BSHS) | D.A. Rogers (BGS) | D.G. Smith (NC) | T.W. Rogers (IGS) | D.W. Guthrie (GT) | 30.04 |
| 1994- | A. Athanasiov (TGS) | T.C. Weingarh (NC) | C.R.J. Kenman (BGS) | M.P. Gallagher (GT) | R. Cadd (IGS) | 31.09 |
| 1995- | J.W. McCourt (NC) | A.T. Yates (TSS) | B.M. Sprenger (GT) | M.Q.G. Bell (BGS) | N.R. Murphy (ACGS) | 30.34 |
| 1996- | N. Gourgaud (IGS) | A.D. Timm (NC) | B.J. Norris (ACGS) | P. Melloy (BGS) | M.J. Hamlin (GT) | 31.93 |
| 1997- | L. C. McBean (TSS) | W. W. H. Dening (NC) | M. English (BBC) | C. Votan (BGS) | M. deKloot (ACGS) | 33.88 |
| 1998- | E. Hinschen (IGS) | I. Goh (TSS) | M.G. Skroblin (BBC) | R.G. Barker (NC) | A. Woodgate (BGS) | 30.47 |
| 1999- | N.R. Sprenger (GT) | T. Beadle (BGS) | A.J. Hosking (BBC) | T.W.T. Jones (NC) | J.W. Ledgerwood (TSS) | 30.39 |
| 2000- | L.H.M. Lyons (BBC) | J. Johnson (IGS) | C. Partridge (TSS) | A.W. Talbot (NC) | T.D. Garnaut (GT) | 30.10 |
| 2001- | M.R.T. Delbridge (NC) | J. Young (BGS) | R.A. Hayes (BBC) | M. Fox (TSS) | A.J. Tellam (GT) | 31.12 |
| 2002- | E. Hannant (TSS) | J.R. Murray (NC) | M.J. Massey (BBC) | S.M. Sprenger (GT) | L. Klein (BGS) | 31.12 |
| 2003- | B.J. Donaldson (NC) | L. Burns (IGS) | M.C. Close (ACGS) | W.H. Han (TSS) | A. Miller (BGS) | 29.81 |
| 2004- | P. Hawkins (BSHS) | R.J. Fogarty (GT) | B. Cunningham (TSS) | M.J. Gregory (BBC) | | 30.48 |
| | | | S. Moore (BGS), tie | | | |
| 2005- | R.R. Ryan (NC) | J. Bailey (TSS) | T.L. James (BBC) | L.J. Clentsmith (ACGS) | R. Alcorn (IGS) | 29.95 |
| 2006- | H. Perkins (TSS) | A.J. Hughes (NC) | G.P. O'Brien (GT) | T. Wood (IGS) | B.G. Hewitt (BGS) | 30.36 |
| 2007- | H.B. Taylor (ACGS) | M. Larkin (BGS) | Z.A. Taylor (NC) | C. Fedrick (IGS) | S.M. O'Neill (GT) | 28.61 @ |
| 2008- | Z. Featherstone (TSS) | W.J. Whenuaroa (NC) | S.A. Taylor (BSHS) | H.W. Strathdee (IGS) | C.P. Robusto (GT) | 29.01 |
| 2009- | A. Press (TSS) | M.D. Zammit (IGS) | J.M. Gilliland (NC) | L.M. Cronin (GT) | P.J. Soalheira (BSHS) | 30.13 |
| 2010 - | D. V. Oliver (NC) | R.J. Parker (BSHS) | P.J. Soalheira (ACGS) | J.R. Brown (TSS) | M.J. Sweeney (TGS) | 29.73 |
| 2011- | M.A. Carleton (ACGS) | C.R. Lewis (NC) | P.J. Richardson (TSS) | E. Zhou (BBC) | L.J. Neill (GT) | 30.98 |
| 2012- | B.N. McCarthy (TGS) | M.B. Canham (IGS) | H. Stubbs (BGS) | S.H. Macky-Payne (TSS) | B.T. Herrigan (NC) | 30.13 |
| 2013 | J.W. Ford (IGS) | H. Abeya (ACGS) | B. Woolf (NC) | A. Gantimuroff (BBC) | S.J. Dobbie (TGS) | 29.55 |
| 2014- | B.M. Carlyon (BBC) | W. Harris (ACGS) | C. Osington-Elliott (BSHS) | M. J. Campbell (IGS) | F.J. Stewart (TGS) | 29.02 |

50 Metre Backstroke: Under 15

| Date | First | Second | Third | Fourth | Fifth | Time |
|--------|-----------------------|------------------------|-------------------------|-----------------------|-------------------------|---------|
| 1948- | D.O. Mason (CEGS) | F. Guilford (NC) | D. Bird (BBC) | D. Phillips (IGS) | A. Jeffrey (BSHS) | 36 |
| 1949- | C.H. Arnold (CEGS) | W.J. Murray (GT) | N. Jacklin (NC) | P. Hobler (BBC) | K. Henry (BSHS) | 37 2/5 |
| 1950- | D. Trenerry (TGS) | S. Norris (BSHS) | P.S. Mason (CEGS) | J.R. Barren (GT) | R. Woodgate (NC) | 34 1/10 |
| 1952- | M. Mason (CEGS) | I. McBain (NC) | I. Freeman (BGS) | T. Byrne (GT) | H. Morrow (TSS) | 38 4/10 |
| 1951- | W. Cox (GT) | N. McCoombes (IGS) | K. Wainwright (CEGS) | J. Beare (NC) | G. Bell (BSHS) | 36 1/10 |
| 1955- | R. Leong (NC) | A. Fingleton (GT) | G. Derrick (BBC) | R. Hopkins (BGS) | R. Dart (TSS) | 36 7/10 |
| 1956- | P. Enright (NC) | J. Enright (GT) | D. Applebee (CEGS) | R. Dart (TSS) | D. Clarke (BGS) | 36 |
| 1957- | P. Cooke (GT) | B. McPhee (BBC) | I.E. Key (CEGS) | R. Brown (BGS) | D. Whikie (TGS) | 36 1/10 |
| 1958- | J.A. Fingleton (GT) | P. McMahon (NC) | R.D. Mamie (TSS) | P. Lobbegeiger (IGS) | F. Graham (BBC) | 33 7/10 |
| 1959- | T. McMahon (NC) | B. Munro (CEGS) | G. Simpson (BGS) | B. Fingleton (GT) | P. Taylor (BBC) | 32 7/10 |
| 1960- | N.W. Reynolds (CEGS) | R. Fingleton (GT) | G. Dunne (BGS) | M. Chagoury (NC) | R.E. Wilson (BBC) | 33 3/5 |
| 1961- | D. Jenkinson (TSS) | R. Trevethan (CEGS) | D. Milburn (GT) | S. Gregory (BBC) | D. Forster (BGS) | 35 4/10 |
| 1962- | G. Rayner (BSHS) | J.M. Covacevich (BGS) | J. Chapman (GT) | D. Yeates (TSS) | J.H. Hines (CEGS) | 32 7/10 |
| 1963- | W.F. Luya (CEGS) | D. White (GT) | B. Applin (BBC) | R.R. Birch (BGS) | A. Carrick (NC) | 32.9 |
| 1964- | G.L. Gardiner (NC) | B.F. McMahon (GT) | D.J. Lloyd (CEGS) | J. McGavin (BSHS) | R.K. Williams (BGS) | 32.6 |
| 1965- | D.M. Ryalnce (BBC) | N. Hooper (BGS) | R.D. Hamilton (GT) | J.G. Fraser (CEGS) | J. Lloyd (TSS) | 34.4 |
| 1968- | A. Shean (GT) | B. McGregor (TGS) | R. Perry (BSHS) | J.S. Henderson (NC) | T. Hoskin (BBC) | 30.9 |
| 1969- | G.R. Langdon (BBC) | B. Cooper (BSHS) | G. Sanders (TGS) | R. Raward (TSS) | G. Short (BGS) | 31.7 |
| 1970- | N. Martin (BGS) | J. Van Opdenbosch (GT) | G. Frost (BSHS) | R. Lacaze (CEGS) | M. Thomas (TGS) | 31.5 |
| 1971- | G. Frost (BSHS) | A. Cook (BGS) | C. Jones (GT) | G.A. Roberts (TSS) | A.J. Birchley (CEGS) | 32.3 |
| 1972- | M. Tonelli (GT) | W. Clements (BSHS) | S.R. Holland (CEGS) | B. Stubbs (BGS) | G.J. Boyd (TSS) | 31.5 |
| 1973- | A. Wilson (BGS) | R. McCowan (CEGS) | W. Stone (BBC) | M. Kelly (NC) | R. Smith (GT) | 31.2 |
| 1974- | R. Thams (BGS) | W. Wakefield (BSHS) | A. Vandevelde (GT) | B. Donovan (CEGS) | R. Gniffiths (TGS) | 31.1 |
| 1975- | J. Perkins (BGS) | T. Bettenay (BSHS) | M. Spurrier (IGS) | C. Johnstn (GT) | D. Moffat (BBC) | 31.5 |
| 1976- | R. Beardmore (BGS) | M. McCawley (GT) | W. Greenhalgh (TSS) | G.A. Byram (CEGS) | I. Van Haeringen (BSHS) | 31.8 |
| 1977- | J. Yule (BGS) | G.R. Seawright (TGS) | M.D. Thompson (BBC) | M.T. Pearce (TSS) | A.J. Anderson (BSHS) | 32.3 |
| 1978- | R. Clarke (BSHS) | D.R. Orbell (IGS) | M. Glanford (BGS) | D.J. Hoyal (CEGS) | S.C. Falconer (TGS) | 30.8 |
| 1979- | M. Packman (BSHS) | G. Trotman (NC) | M. Xavier (BGS) | R. Gibson (BBC) | D. Verrenkamp (IGS) | 31.41 |
| 1980- | S.E. Clarke (BSHS) | G. Beikoff (BGS) | S.J. Burton (TSS) | A.M. Finlay (BBC) | S.A. Lisle (TGS) | 29.65 |
| 1981- | W. Moretensen (GT) | S.A. Hay (BSHS) | S.A. Ponton (IGS) | R.W. Hammond (TGS) | G.M. Piastiras (BGS) | 28.99 |
| 1982- | L. Boevink (NC) | M. O'Brien (GT) | G. Edwards (BSHS) | M. Magnusson (CEGS) | G. Heppie (TGS) | 29.57 |
| 1983- | A.J. Kurth (BGS) | S.J. Cotter (BSHS) | R. Boman (GT) | R.R.L. Burnie (TGS) | R.R. Gilroy (IGS) | 30.86 |
| 1984- | M.R. Packman (BSHS) | J.W. Deacon (BGS) | A.M. O'Donoghue (GT) | C.J. Finlay (BBC) | C.J. Davies (CEGS) | 30.10 |
| 1985- | C.A. Logan (BSHS) | M.T. Lee (ACGS) | K.T. Donoghue (GT) | S.A. Reinke (TGS) | A. Brighwell (TSS) | 30 11 |
| 1986- | T. Cronshaw (BGS) | L.A. Waters (BSHS) | D.A. Watson-Brown (GT) | D.J. Maclean (BBC) | R.H. Gilroy (IGS) | 32.13 |
| 1987- | J.C. Cooper (BSHS) | A.J. Weston (ACGS) | J.A. McKeering (NC) | D.S. Cooke (BGS) | M. Van Oostnum (IGS) | 29.37 |
| 1988- | C.J. McInemey (GT) | D.J.G. Little (BGS) | A.B. McCreedy (ACGS) | C.R. Patterson (BSHS) | K.J. Perkins (BBC) | 30.78 |
| 1989- | M. Knobel (TSS) | D.C. Plumpton (BSHS) | S.J. Richards (BGS) | A.G. Cook (GT) | G.J. Taylor (ACGS) | 29.68 |
| 1990- | S.W. Forster (BSHS) | A.D. Dickson (NC) | J.D. Griffith (ACGS) | S.J. Russell (GT) | D.J. Best (IGS) | 30.68 |
| 1991- | S.M. Logan (BSHS) | A.H. Flaskas (ACGS) | T.E. Clayton (GT) | B. Mulder (BGS) | C.A. Mounsey (NC) | 30.23 |
| 1992- | L.A. Wallace (GT) | D. Boxall (BSHS) | L.F. Robertson (BBC) | B. Glide (NC) | B.W. Jones (ACGS) | 29.14 |
| 1993- | R.A. Powells (BSHS) | K.A. Lacin (BGS) | T.J. Lingham (BBC) | L.F. Brown (NC) | B.G. Connell (ACGS) | 28.16 |
| 1994- | N.B. Baird (BSHS) | S.K.C.Y. Liew (ACGS) | D.W. Guthrie (GT) | D.A. Rogers (BGS) | D.G. Smith (NC) | 28.63 |
| 1995- | M.R. Gallagher (GT) | A. Athanasiov (TGS) | T.C. Weingarh (NC) | C.R.J. Kenman (BGS) | D. Allen (IGS) | 29.96 |
| 1996- | J.W. McCourt (NC) | W.B. Guthrie (GT) | M. Bell (BGS) | G. Astill (IGS) | R.F. McCallum (TSS) | 29.62 |
| 1997- | H. Leung (ACGS) | N. Gourgaud (IGS) | J.E. Chamman (NC) | M. Riley (BGS) | M. Howarth (BBC) | 29.70 |
| 1998- | L.C. McBean (TSS) | M.J. English (BBC) | W.W.H. Dening (NC) | M. TeKloot (AGCS) | C. Votan (BGS) | 28.36 |
| 1999- | E. Hinschen (IGS) | R.G. Barker (NC) | M.G. Skroblin (BBC) | A. Leeder (TGS) | I. Goh (TSS) | 29.68 |
| 2000- | N.R. Sprenger (GT) | T. Beadle (BGS) | A.J. Hutchinson (NC) | R. Church (IGS) | R. Archur (IGS) | 29.17 |
| 2001- | L.H.M. Lyons (BBC) | A.W. Talbot (NC) | J. Johnson (IGS) | T.D. Garnaut (GT) | R. Muller (BGS) | 28.45 |
| 2002- | M.R.T. Delbridge (NC) | B. O'Bryan (TSS) | J. Young (BGS) | A. Tellam (GT) | R.A. Hayes (BBC) | 29.79 |
| 2003- | T. Wright (TSS) | J.R. Murray (NC) | M.J. Massey (BBC) | M. Rudolph (IGS) | S.M. Sprenger (GT) | 29.50 |
| 2004- | D.J. van Velden (BBC) | L. Burns (IGS) | B.J. Donaldson (NC) | M.C. Close (ACGS) | M. Brookes (BSHS) | 28.57 |
| 2005- | C.H. Morrison (ACGS) | N. Johnson (NC) | P. Hawkins (BSHS) | J.R. Bruton (TSS) | R.J. Fogarty (GT) | 29.11 |
| 2006- | R.R. Ryan (NC) | L.J. Clentsmith (ACGS) | J. Bailey (TSS) | J.R. Cornish (GT) | R. Alcorn (IGS) | 28.38 |
| 2007- | H. Perkins (TSS) | R. Smith (TGS) | A.J. Hughes (NC) | G.P. O'Brien (GT) | M. Rafton (BSHS) | 29.18 |
| 2008- | Z.A. Taylor (NC) | A. Mills (BGS) | C.M. Raven (IGS) | A. Cois (BGS) | T. Clarke (TSS) | 29.28 |
| 2009- | Z.J. Whenuaroa (NC) | Z. Featherstone (TSS) | A.S. Prasad (BSHS) | T.T. Leung (BBC) | H.J. Pullar (BGS) | 28.13 @ |
| 2010 - | R.C. Gerlach (ACGS) | J. Gilliland (NC) | A. Press (TSS) | D.S. Timbs (TGS) | Z.W. Welfare (IGS) | 28.36 |
| 2011- | D.V. Oliver (NC) | R.J. Parker (BSHS) | J.L. Parry (BGS) | C.M. Harvey (GT) | P.J. Soalheira (ACGS) | 28.31 |
| 2012- | J.A. Cornell (IGS) | C.R. Lewis (NC) | L. Osborne (GT) | M. Carleton (ACGS) | D. Lang (BGS) | 28.79 |
| 2013- | B.N. McCarthy (TGS) | M.B. Canham (IGS) | S.H. Mackay-Payne (TSS) | W. Walsh (BSHS) | H. Stubbs (BGS) | 28.78 |
| 2014- | H. Abeya (ACGS) | J.W. Ford (IGS) | BJ. Woolf (NC) | A. Gantimuroff (BBC) | C. Ormrod (BGS) | 29.27 |

50 Metre Backstroke: Under 16

| Date | First | Second | Third | Fourth | Fifth | Time |
|--------|------------------------|-----------------------|------------------------|-------------------------|-------------------------|---------|
| 1939- | D. Wilson (CEGS) | G.J. Stuart (TGS) | G.M. D'Arcy (GT) | W. Ash (BBC) | R. Ryan (NC) | 41 3/5 |
| 1940- | G. Thursby (CEGS) | G.M. D'Arcy (GT) | B.H. Dowling (BGS) | I.A. Hinwood (BBC) | L. Smith (BSHS) | 39 |
| 1941- | G.M. D'Arcy (GT) | R. Nixon-Smith (CEGS) | S.Scott (NC) | D.L. Cowan (TGS) | J.T. Duhig (BBC) | 38 4/5 |
| | | | | | N.C. Perkins (BGS). tie | |
| 1942- | No Competition | | | | | |
| 1943- | T. Chapple (TGS) | N.E. Parker (CEGS) | N. Eaves (GT) | J. Stubbs (BSHS) | G. Clarke (NC) | 41 2/5 |
| 1944- | I.D. Brown (BGS) | G.M. Carr (TGS) | W.R. Chandler (TSS) | J.H. Epps (CEGS) | K. Campbell (GT) | 37 4/5 |
| 1945- | K. Graham (BSHS) | F. Gardner (BGS) | J. Tyrell (CEGS) | T. Boyce (TGS) | C.C. Thompson (BBC) | 36 1/5 |
| 1947- | R.N. Gaie (CEGS) | M. Trennery (TGS) | H. Nicholson (NC) | D. Wells (TSS) | G. Baker (BSHS) | 36 3/5 |
| 1948- | J.D. Bartlett (CEGS) | J. O'Neill (NC) | H. Schwartz (TGS) | E.H. Benjamin (BGS) | M.J. Haren (GT) | 35 3/10 |
| 1949- | D.O. Mason (CEGS) | B. Tatham (NC) | M. Benstead (BSHS) | J.F. Harrington | V. Hinton (TGS) | 34 3/10 |
| 1950- | A.H. Arnold (CEGS) | W.J. Murray (GT) | F. Smith (NC) | P. Hobler (BBC) | J. Frew (BGS) | 35 3/10 |
| 1952- | C.J. Weld (GT) | C. Whitehouse (CEGS) | R. Duggan (NC) | R. Kirkelle (BBC) | W.R. Raymond (TGS) | 33 9/10 |
| 1953- | N.M. Cooke (GT) | B. Hawkins (CEGS) | D. Dobbie (BBC) | A.H. Morrow (TSS) | B. Parton (BSHS) | 36 8/10 |
| 1954- | R. O'Donoghue (NC) | B.A. Martin (BBC) | R. Horton (GT) | W. Christie (CEGS) | A. Dowling (BGS) | 36 1/2 |
| 1955- | J. Cox (GT) | M.K. Hooper (CEGS) | J. Delahunty (NC) | D.I. Madden (BGS) | D. Petty (TGS) | |
| 1956- | A. Fingleton (GT) | J. McLeod (CEGS) | R. Leong (NC) | P. Hopkins (BGS) | G. Denick (BBC) | 33 |
| 1957- | P. Enright (NC) | J. Ennght (GT) | D.C. Applebee (CEGS) | R.J. Kelly (TSS) | N. Potts (BGS) | 34 2/5 |
| 1958- | T. McMahon (NC) | P.K. Cooke (GT) | R. Brown (BGS) | D.A. Hordern (TSS) | I. McPhee (BBC) | 34 |
| 1959- | J. Fingleton (GT) | F. Graham (BBC) | P. McMahon (NC) | C.Creatorix (CEGS) | P. Lobegeiger (IGS) | 32 4/5 |
| 1960- | B.J. Munro (CEGS) | T. McMahon (NC) | T. Affleck (BGS) | R.S. Gregory (BBC) | R. Blich (BBC) | 32 4/5 |
| 1961- | N. Reymonds (CEGS) | R. Fingleton (GT) | G. Dunne (BGS) | M. Rumer (TGS) | J. Potts (TSS) | 32 |
| 1962- | P.J. Trevethan (CEGS) | D. Milburn (GT) | S. Gregory (BBC) | D. Jenkenson (TSS) | B. Madsen (BSHS) | 33 1/5 |
| 1963- | J.M. Covacevich (BGS) | G. Rayner (BSHS) | J. Chapman (GT) | R.A. Downie (CEGS) | J.C. Dixon | 31.4 |
| 1964- | W.F. Luya (CEGS) | B.R. Aplin (BBC) | D.M. White (GT) | R. Birch (BSHS) | R.G. Hogarth (TSS) | 32.6 |
| 1965- | G.L. Gardiner (NC) | B.F. McMahon (GT) | B.D. Moon (TSS) | J.N. Carter (CEGS) | J. McGavin (BSHS) | 32.0 |
| 1968- | K.P. McGregor (TGS) | E.R. Clarke (CEGS) | B. Fisher (GT) | L. Heathcote (BSHS) | P.J. Langdon (BBC) | 30.2 |
| 1969- | A. Shean (CEGS) | B. McGregor (TGS) | T. Hoskin (BBC) | W. Frost (BSHS) | P. Ramsay (TSS) | 30.2 |
| 1970- | B. Cooper (BSHS) | G.R. Langdon (BBC) | G. Sanders (TGS) | P. Raward (TSS) | G. Short (BGS) | 29.8 |
| 1971- | N.W. Madin (BGS) | G. Sanders (TGS) | D. Bellamy (BSHS) | P. Lalor (NC) | R. McL. Davidson (CEGS) | 30.4 |
| 1972- | G. Frost (BSHS) | D. McGovem (TGS) | C. Jones (GT) | A. Winlaw (IGS) | B. Collinson (BBC) | 31.8 |
| 1973- | M. Tonelli (GT) | S. Holland (CEGS) | W. Clements (BSHS) | B. Stubbs (BGS) | A. Reabum (TSS) | 29.0 |
| 1974- | A. Wilson (BGS) | W. Stone (BBC) | P. Smith (GT) | R. McCowan (CEGS) | M. Kelly (NC) | 30.9 |
| 1975- | W. Wakefield (BSHS) | C.J. Loel (CEGS) | M. Beardmore (BGS) | A. Van Der Velde (GT) | B. Green (BBC) | 31.8 |
| 1976- | J. Perkins (BGS) | T. Bettenay (BSHS) | P.A. Waddington (CEGS) | D.K. Moffatt (BBC) | C. Johnson (GT) | 31.2 |
| 1977- | P. Beardmore (BGS) | G.K. Orbell (IGS) | T. McCawley (GT) | W. Greenhalgh (TSS) | M.W. Evans (BSHS) | 30.2 |
| 1978- | J. Yule (BGS) | G.R. Seawright (TGS) | N.D. Thomson (BBC) | J.M. Hooper (BSHS) | G.J.T. Kenny (CEGS) | 31.6 |
| 1979- | D. Orbell (IGS) | R. Clarke (BSHS) | M. Glanford (BGS) | T. Karydis (IGS) | P. Hancock (TSS) | 29.85 |
| 1980- | M. Xavier (BGS) | A.J. Watts (BSHS) | G. Trotman (NC) | R.L. Gibson (BBC) | D.S. Verrenkamp (IGS) | 31.02 |
| 1981- | S.E. Clarke (BSHS) | S.J. Burton (TSS) | G.B. Beikoff (BGS) | M.J. Holmes (GT) | S.A. Lisle (TGS) | 29.07 |
| 1982- | J. Sieben (BSHS) | W. Mortensen (GT) | P. Hammond (TGS) | S. Ponton (IGS) | D. Hancock (TSS) | 29.59 |
| 1983- | G. Boevink (NC) | M.C. O'Brien (GT) | G.J. Hepple (TGS) | M.R. Magnusson (CEGS) | T.E. Hart (TSS) | 29.86 |
| 1984- | A.J. Kurth (BGS) | S.J. Cotter (BSHS) | S. Dalton (GT) | S.T. Gillespie (NC) | P.R.L. Burnie (TGS) | 30.41 |
| 1985- | M.R. Packman (BSHS) | J.W. Deacon (BGS) | A.M. O'Donoghue (GT) | C.J. Finlay (BBC) | J. MacTaggart (TSS) | 29.33 |
| 1986- | C.A. Logan (BSHS) | M.T. Lee (ACGS) | S.A. Reinke (TGS) | K.T. O'Donoghue (GT) | A.A. Brightwell (TSS) | 29.79 |
| 1987- | D.S. Watson-Brown (GT) | R.H. Gilroy (IGS) | D.J. Maclean (BBC) | M. Hanwood (BGS) | S.W. Anderson (ACGS) | 31.29 |
| 1988- | J.C. Cooper (BSHS) | A.J. Weston (ACGS) | J. McKeering (NC) | S.I. Bnrmblecombe (TGS) | W.D. Fredericks (GT) | 28.73 |
| 1989- | K.J. Perkins (BBC) | C.J. Mcinemy (GT) | T.W. Penrose (TSS) | C.R. Patterson (BSHS) | D.J.G. Little (BGS) | 30.18 |
| 1990- | D.A. Sheehan (BSHS) | M. Knobel (TSS) | S.J. Richards (BGS) | G.J. Taylor (ACGS) | A.G. Cook (GT) | 28.85 |
| 1991- | A.D. Dickson (NC) | J.D. Griffith (ACGS) | A.P. Rollason (GT) | S.W. Bender (BGS) | R. Gordon (BBC) | 30.38 |
| 1992- | S. Logan (BSHS) | A.H. Flaskas (ACGS) | T.E. Clayton (GT) | J. Duggan (NC) | B. Mulder (BGS) | 28.27 |
| 1993- | D.J. Boxall (BSHS) | L.A. Wallace (GT) | B.C. Glide (NC) | B.W. Jones (ACGS) | J.A. Christopher (TSS) | 28.32 |
| 1994- | R.A. Powells (BSHS) | T.J. Lingham (BBC) | B. Biggam (IGS) | N.C. Rickard (NC) | B.G. Connell (ACGS) | 27.60 |
| 1995- | N. Baird (BSHS) | S.K.C.Y. Liew (ACGS) | M.G. Bush (NC) | H.J.H. Jackson (BBC) | A.J. Lacey (TSS) | 29.02 |
| 1996- | T.C. Weingarth (NC) | E.M. Gallagher (GT) | A. Athanaslov (TGS) | J. Wheeler (ACGS) | C. Kenman (BGS) | 29.05 |
| 1997- | W. B. Guthrie (GT) | J. W. McCourt (NC) | P. F. McCallum (TSS) | M. Bell (BGS) | G. Astill (IGS) | 29.78 |
| 1998- | P. Melloy (BGS) | N. Gourgaud (IGS) | J.E. Charman (NC) | H. Leung (AGCS) | M.D. Howarth (BBC) | 29.22 |
| 1999- | L.C. McBean (TSS) | R.P. McDonald (NC) | M.J. English (BBC) | P.D. Weatherley (ACGS) | R. Church (IGS) | 27.71 |
| 2000- | M.G. Skroblin (BBC) | E. Hinschen (IGS) | R.G. Barker (NC) | D. Collins (TSS) | A. Woodgate (BGS) | 29.61 |
| 2001- | N.R. Sprenger (GT) | A.F. Barclay (BBC) | T. Beadle (BGS) | T.W.T. Jones (NC) | M. Playford (TGS) | 28.36 |
| 2002- | L. Lyons (BSHS) | L. Brodie (NC) | A.R. Dickey (TGS) | D.S.C. Cramb (BBC) | C. Briscoe (ACGS) | 28.39 |
| 2003- | M.R.T. Delbridge (NC) | M. Black (IGS) | P.J. Gleeson (BBC) | B. O'Bryan (TSS) | T. Aitken (GT) | 28.28 |
| 2004- | T. Wright (TSS) | M.J. Massey (BBC) | B.F. Hutchinson (NC) | W. Fellowes (IGS) | L. Klein (BGS) | 29.33 |
| 2005- | B.J. Donaldson (NC) | M.C. Close (ACGS) | R. Webber (IGS) | B. Ball (TSS) | M. Thornely (BGS) | 28.18 |
| 2006- | C.S. Dunne (NC) | P. Hawkins (BSHS) | C.H. Morrison (ACGS) | R.J. Fogarty (GT) | J. Kibby (IGS) | 28.36 |
| 2007- | R.R. Ryan (NC) | J.R. Cornish (GT) | X. Crawford (TSS) | R. Alcorn (IGS) | R. Donald (BSHS) | 28.12 |
| 2008- | A.J. Hughes (NC) | H. Perkins (TSS) | C. Fedrick (IGS) | B.G. Hewitt (BGS) | C.T. Smith (GT) | 28.70 |
| 2009- | H.B Taylor (BSHS) | Z.A. Taylor (NC) | A.J. Mills (BBC) | A. Cois (BGS) | E.D. Smith (IGS) | 28.04 |
| 2010 - | Z. Whenuaroa (NC) | J. Merriliees (ACGS) | C. P. Robusto (GT) | T. T. Leung (BBC) | H. W. Strathdee (IGS) | 28.42 |
| 2011- | R.C. Gerlach (ACGS) | J.M. Gilliland (NC) | P.R. Brittain (TGS) | Z.W. Welfare (IGS) | B.M. Willoughby (TSS) | 27.34 @ |
| 2012- | D.V. Oliver (NC) | B.L. Ashby (TSS) | J. Parry (BGS) | R.J. Parker (BSHS) | M.J. Sweeney (TGS) | 27.94 |
| 2013- | J. Cornwell (IGS) | D. Lang (BGS) | J.K. Kersten (TSS) | C. Lewis (NC) | C. Carsley (GT) | 27.48 |
| 2014- | W. Walsh (ACGS) | B.J. Oates (TGS) | M.B. Canham (IGS) | D. McConnell (BSHS) | S.H. Mackay-Payne (TSS) | 28.18 |

100 Metre Backstroke: Open

| Date | First | Second | Third | Fourth | Fifth | Time |
|-------|-----------------------|------------------------|---------------------|-----------------------|-----------------------|-----------|
| 1947- | D. Michael (BSHS) | A. Bumett (BBC) | I. Hatherell (TGS) | D. Foote (CEGS) | D. McAuliffe (NC) | 77 3/5 |
| 1948- | D. Michael (BSHS) | R.N. Gale (CEGS) | M. Trennery (TGS) | D. Weil (TSS) | J. Nash (BGS) | 76 1/10 |
| 1949- | J.D. Bartlett (CEGS) | M. Trennery (TGS) | R. Hogarth (BSHS) | J. O'Neill (NC) | T.A. Hickey (GT) | 80 |
| 1950- | J.D. Bartlett (CEGS) | J. O'Neill (NC) | T.A. Hickey (GT) | R. Wiles (BGS) | R. Lacaze (TGS) | 80 |
| 1952- | J.R. Barrett (GT) | D. Trenery (TGS) | B. Griffith (CEGS) | A. Scarabosia (NC) | D.V. Campbell (BBC) | 1:15 3/10 |
| 1953- | C.J. Weld (GT) | I. McBain (NC) | R. Kirkcaldie (BBC) | C.M. Porter (CEGS) | J.S. Stephensen (TSS) | 1:14 6/10 |
| 1954- | R. O'Donoghue (NC) | D. Conners (CEGS) | J. Byrne (GT) | R.K. Kirkcaldie (BBC) | G. Quinn | 1:19 3/10 |
| 1955- | R. O'Donoghue (NC) | M. Cooke (GT) | M. Litzow (IGS) | B. Martin (BBC) | J.A. Noble (CEGS) | 1:17 1/10 |
| 1956- | A. Fingleton (GT) | R. O'Donoghue (NC) | F. Lamb (CEGS) | A. Dowbry (BGS) | G. Davidson (TSS) | 1:12 |
| 1957- | J. Fingleton (GT) | J.G. McLeod (CEGS) | K. Williams (NC) | G.J. Nall (BGS) | G. Derrick (BBC) | 1:9 2/5 |
| 1958- | J.J. Enright (GT) | A.J. Nall (BGS) | P. Enright (NC) | R.R. Nobb (CEGS) | R.J. Kelly (TSS) | 1:14 1/5 |
| 1959- | J.J. Enright (GT) | J.R. Noble (CEGS) | R. Brown (BGS) | M. Lynch (NC) | R. O'Brien (BBC) | 1:15 3/5 |
| 1960- | J. Fingleton (GT) | G.S. Greateorix (CEGS) | R. Brown (BGS) | I.B. McPhee (BBC) | P. Foxton (TSS) | 1:10 1/2 |
| 1961- | G. Greateorix (CEGS) | T. McMahon (NC) | P. Foxton (TSS) | P. Lever (BGS) | M. Oley (GT) | 1:10 9/10 |
| 1962- | B.J. Munro (CEGS) | T. McMahon (NC) | R. Fingleton (GT) | I.R. Affleck (BGS) | D. Whitehead (BSHS) | 1:11 |
| 1963- | B.J. Munro (CEGS) | R. Fingleton (GT) | S.C. Gregory (BBC) | R. Timmins (BSHS) | P.G. Baxter (IGS) | 1:9.9 |
| 1964- | J.M. Covacevich (BGS) | R.A. Downe (CEGS) | G. Rayner (BSHS) | J.M. Chapman (GT) | J.C. Dixon (IGS) | 1:12.4 |
| 1965- | W.F. Luya (CEGS) | J. Covacevich (BGS) | J. Dixon (IGS) | B.P. Thompson (BBC) | R. Birch (BSHS) | 1:9.7 |
| 1968- | G.J. Reid (BGS) | T.J. Stewart (CEGS) | D.M. Rylande (BBC) | G. Lowes (GT) | R. Holden (BSHS) | 68.4 |
| 1969- | K. McGregor (TGS) | G. Brough (TSS) | D. Stewart (CEGS) | R. Perry (BSHS) | D. Forster (BBC) | 66.9 |
| 1970- | A. Shean (CEGS) | B. McGregor (TGS) | R. Ramsay (TSS) | A. MacDiarmid (BBC) | A. Fox (BGS) | 62.8 |

100 Metre Backstroke: Open (Continued)

| | | | | | | |
|-------|-------------------------|-------------------------|-------------------------|------------------------|-----------------------|---------|
| 1971- | A. Shean (BSHS) | J. Van Opdenbosch (GT) | G.R. Langdon (BBC) | G.J. Short (IGS) | P. Morrow (TGS) | 63.6 |
| 1972- | N.W. Martin (BGS) | J. Van Opdenbosch (GT) | P. Lalor (NC) | W. D. Barren (TGS) | D.J. Wilson (CEGS) | 64.6 |
| 1973- | D. McGovern (TGS) | D. Wilson (CEGS) | C. Jones (GT) | M. Beardmore (BGS) | M. Hibbs (BSHS) | 69.6 |
| 1974- | M. Tonelli (GT) | M. Beardmore (BGS) | R. Anning (TSS) | M. Gosney (CEGS) | J. James (BSHS) | 60.2 |
| 1975- | R. Thams (BGS) | W.L. Stone (BBC) | R. Barry (BSHS) | S. Jackson (CEGS) | R.W. Griffiths (TGS) | 1:08.0 |
| 1976- | R. Thams (BGS) | A. Van DeVelde (GT) | W.J. Stone (BBC) | P. Barry (BSHS) | R.W. Griffiths (TGS) | 69.1 |
| 1977- | J. Perkins (BGS) | W.B. Barry (BSHS) | C.B.J. Jackson (CEGS) | A.G. Thomson (BBC) | G. Hampson (GT) | 68.7 |
| 1978- | D.J. Orbell (IGS) | G.A. Breakwell (BSHS) | P. Beardmore (BGS) | R.E. Dawes (TSS) | G. Hampson (GT) | 1:05.2 |
| 1979- | G. Orbell (IGS) | G. Breakwell (BSHS) | R. Nagal (BGS) | D.R. Bradford (TSS) | T. Gibbons (GT) | 1:04.78 |
| 1980- | R. Clarke (BSHS) | S.J. Moffatt (BBC) | T. Karydis (TGS) | D.W. Parwons (IGS) | A.M. MacLachlin (TSS) | 1:05.91 |
| 1981- | A.M. Wilson (BSHS) | M.A. Xavier (BGS) | D.S. Verrenkamp (IGS) | G. Trotman (NC) | A. Waddell (BBC) | 64.94 |
| 1982- | A. Watts (BSHS) | R. Percival (BGS) | S. Burton (TSS) | S. Lisle (TGS) | M. Holmes (GT) | 1:06.32 |
| 1983- | S.E. Clark (BSHS) | W.R. Mortensen (GT) | R.W. Hammond (TGS) | S.A. Ponton (IGS) | C.J. Deacon (BGS) | 1:02.25 |
| 1984- | G.M. Boevink (NC) | G.J. Heppie (TGS) | T.E. Hart (TSS) | B. O'Donoghue (GT) | A.J. St. Baker (CEGS) | 1:02.25 |
| 1985- | J.M. Brennan (BBC) | A.L.J. Cross (BGS) tie | I.R. Edwards (BSHS) | R. Boman (GT) | A.J. St. Baker (ACGS) | 1:03.83 |
| 1986- | J.W. Deacon (BGS) | A.M. O'Donoghue (GT) | M.R. Packman (BSHS) | G.J. Finlay (BBC) | B.G. Walker (NC) | 62.60 |
| 1987- | M.T. Lee (ACGS) | K.T. O'Donoghue (GT) | B.G. Walker (NC) | S.A. Reinke (TGS) | D.G. Clark (BBC) | 1:02.09 |
| 1988- | D.J. Maclean (BBC) | D.A. Watson-Brown (GT) | A.B. Nelson (BGS) | R.H. Gilroy (IGS) | M. Sawtell (NC) | 1:06.31 |
| 1989- | A.J. Weston (ACGS) | J.A. McKeering (NC) | S.I. Brimblecombe (TGS) | D.J. Evans (TSS) | M. Humphreys (BBC) | 1:04.74 |
| 1990- | C.J. McInemey (GT) | T.W. Penrose (TSS) | K.J. Perkins (BBC) | D.J. LiHle (BGS) | C.R. PaRerson (BSHS) | 1:03.64 |
| 1991- | K. Perkins (BBC) | M. Knobel (TSS) | S.J. Richards (BGS) | A.G. Cook (GT) | D.C. Plumpton (BSHS) | 1:00.75 |
| 1992- | M. Knobel (TSS) | J.D. Griffiths (ACGS) | M.J. Stewart (GT) | A. Dickson (NC) | C. Forster (BSHS) | 1:02.45 |
| 1993- | S.M. Logan (BSHS) | T.E. Clayton (BGS) | A.H. Flasks (ACGS) | A.R. Rollason (GT) | A.J. Jones (NC) | 1:00.37 |
| 1994- | D.J. Boxall (BSHS) | B.W. Jones (ACGS) | L.A. Wallace (GT) | T.E. Clayton (BGS) | L.F. Brown (NC) | 1:00.28 |
| 1995- | C.R. Thomas (BGS) | B.G. Connell (ACGS) | L.F. Brown (NC) | B. Biggam (IGS) | G.M. Steggall (GT) | 1:00.74 |
| 1996- | G. Chandler (TGS) | H.J.H. Jackson (BBC) | M.G. Sara (GT) | C. Thomas (BGS) | M.G. Bush (NC) | 1:01.65 |
| 1997- | G. Chandler (TGS) | D. M. Walker (NC) | J. Wheeler (ACGS) | M. Trenchard (BBC) | E.M. Gallagher (GT) | 1:00.61 |
| 1998- | W.B. Guthrie (GT) | J.V. Santacaterina (NC) | G. Heidke (TGS) | R.F. McCallum (TSS) | M. Bell (BGS) | 59.55 |
| 1999- | W.B. Guthrie (GT) | P. Melloy (BGS) | N. Gourgaud (IGS) | P.F. McCallum (TSS) | M.D. Howarth (BBC) | 59.33 |
| 2000- | L. McBean (TSS) | R.P. McDonald (NC) | M.J. English (BBC) | P.D. Weatherley (ACGS) | J. Bond (IGS) | 58.60 |
| 2001- | M.G. Skroblin (BBC) | R. Beynon (IGS) | R.G. Barker (NC) | D. Collins (TSS) | A. Woodgate (BGS) | 1:02.43 |
| 2002- | N.R. Sprenger (GT) | T. Beadle (BGS) | T.W.T. Jones (NC) | R. Beynon (IGS) | A.F. Barclay (BBC) | 58.99 |
| 2003- | L. Brodie (NC) | L. Lyons (BSHS) | A. Dickey (TGS) | L.J. Wardley (TSS) | J. Turnham (IGS) | 59.27 |
| 2004- | L. Brodie (NC) | S. Le Couilliard (TSS) | M. Black (IGS) | N. Cusack (BSHS) | P.J. Gleeson (BBC) | 57.94 @ |
| 2005- | L. Burns (IGS) | D. Coombs (TSS) | B.F. Hutchinson (NC) | N. Cusack (BSHS) | M.J. Massey (BBC) | 59.03 |
| 2006- | M. Loughran (TSS) | B.J. Donaldson (NC) | B. Freese (IGS) | M.C. Close (ACGS) | M.J. Thornely (BGS) | 58.93 |
| 2007- | M. Loughran (TSS) | R.F. Jogarty (GT) | J. Kibby (IGS) | J. Taylor (BSHS) | K.R. Hindmarsh (NC) | 58.87 |
| 2008- | C. Walker-Hebborn (TSS) | R.R. Ryan (NC) | R. Gallagher (ACGS) | R.J. Donald (BSHS) | J.R. Cornish (GT) | 59.07 |
| 2009- | A. Harrington (TSS) | L. Nattman (BSHS) | G.P. O'Brien (GT) | C. Fedrick (IGS) | R.J. Gallagher (ACGS) | 59.74 |
| 2010- | A.J. Mills (BBC) | Z.T. Dalby (ACGS) | Z. A. Taylor (NC) | T. Clarke (TSS) | E. D. Smith (IGS) | 1:02.59 |
| 2011- | Z.J. Whenuaroa (NC) | H.J. Pullar (BGS) | J.P. Merrilees (ACGS) | A.S. Prasad (BSHS) | D.S. Timbs (TGS) | 1:00.60 |
| 2012- | R. Gerlach (ACGS) | Z.J. Whenuaroa (NC) | L. Neill (GT) | D. S. Timbs (TGS) | O. Gillott (BBC) | 59.81 |
| 2013- | B. L. Ashby (TSS) | T.C. Ludlow (TGS) | P.C. Mills (BBC) | L. Neill (GT) | M. Kwong (NC) | 59.81 |
| 2014- | C.R. Lewis (NC) | J.A. Cornwell (IGS) | L. Neill (GT) | J.K. Kersten (TSS) | M. Carleton (ACGS) | 58.57 |

100 Metre Freestyle: Under 13

| Date | First | Second | Third | Fourth | Fifth | Time |
|-------|-----------------------------|-------------------------|------------------------|-------------------------|------------------------|---------|
| 1965- | K.B. Nyberg (CEGS) | L. Heathcote (BSHS) | J. Salkeld (BGS) | D.L. Fisher (GT) | P. Ramsay (TSS) | 70.3 |
| 1968- | D. Bellamy (BSHS) | N.W. Martin (BGS) | P.R. Raeborn (TSS) | R. Devlin (GT) | N.J. Yeates (CEGS) | 66.4 |
| 1969- | D. Cook (BSHS) | R. Mowen (NC) | W. Fisher (GT) | D. Speight (TGS) | M. Reabum (TSS) | 69.4 |
| 1970- | M. Tonelli (GT) | M. Reabum (TSS) | G. Scorer (BSHS) | R. McCowan (CEGS) | N. McEniery (NC) | 65.2 |
| 1971- | R.H. McCowan (CEGS) | A. Wilson (BGS) | M. Crouch (GT) | J. Cameron (BSHS) | W. Stone (BBC) | 65.8 |
| 1972- | P. Spiro (BGS) | A. Van de Velde (GT) | M.C. Patterson (CEGS) | S. Harris (BSHS) | P.J. McLeod (BBC) | 64.0 |
| 1973- | G. Bendeich (BGS) | C.D. Charles (BGS) | D.N. Yarrow (IGS) | J. Reabum (BSHS) | C. Johnston (GT) | 66.3 |
| 1974- | T. Cawley (GT) | J. McNamara (BSHS) | T. Bendeich (BGS) | S. Haberman (CEGS) | R. Brandon (BBC) | 68.2 |
| 1975- | J. Hooper (BSHS) | D. Pullinger (TSS) | R. Morrison (GT) | I. Simpson (BGS) | B.A. Spork (CEGS) | 1:05.2 |
| 1976- | L. Hogg (BSHS) | S.J. Moffatt (BBC) | S.L. Muir (TSS) | A. Sambrook (BGS) | L.Hall (NC) | 63.8 |
| 1977- | L.C. Muir (TSS) | J.W. Ardon (IGS) | R.D. Victor (TGS) | T. Dobson (GT) | M.A. Packman (BSHS) | 64.2 |
| 1978- | C.L. Miller (BSHS) | R. Kahler (BGS) | A. Baker (TSS) | J.D. Hamilton (NC) | B. Mulville (GT) | 1:04.3 |
| 1979- | H. Steel (BSHS) | G. Trennery (TGS) | A. Smith (BGS) | W. Mortensen (GT) | B. Kane (TSS) | 1:5.70 |
| 1980- | R.S. Leighton (TSS) | G. Edwards (BSHS) | M.W. Blackwell (CEGS) | R. Swintor (BGS) | C. Robertson (GT) | 1:06.37 |
| 1981- | J.M. Brennan (BBC) | M. Mastromichele (BSHS) | A.C. Scott (TSS) | S.N. Ponton (IGS) | X.F. Clarke (GT) | 60.63 |
| 1982- | M. Packman (BSHS) | A. Middleton (IGS) | S. Gane (BGS) | J. Reeve (CEGS) | J. Fredericks (GT) | 1:03.45 |
| 1983- | D.W. King-Christopher (TSS) | S.L. Richardson (BSHS) | R.L. Quinn (GT) | E.D. Barry (CEGS) | C.J. Watson (IGS) | 58.17 |
| 1984- | A.W. Bale (BGS) | A.J. Lobie (BSHS) | D.J. MacLean (BBC) | S.W. Anderson (CEGS) | D.G. Hobart (TSS) | 1:03.27 |
| 1985- | J.C. Cooper (BSHS) | T. Sayer (TSS) | A.J. Weston (ACGS) | E.J. Nunn (IGS) | J. McKeering (NC) | 1:02.01 |
| 1986- | K.J. Perkins (BBC) | C.R. Paderson (BSHS) | M.J. Buhaj (NC) | B.G. Lawrance (ACGS) | C.J. McInerney (GT) | 1:01.94 |
| 1987- | R.K. Lyndon (GT) | M. Williams (TSS) | K.D. Eldridge (BSHS) | M.J. Kearney (NC) | G.J. Taylor (ACGS) | 1:02.05 |
| 1988- | M. Logan (BGS) | J.C. McAllister (ACGS) | D.J. Clifford (GT) | S.K. Ch'ng (BSHS) | B.C. Hiddlestone (BBC) | 1:03.86 |
| 1989- | S.M. Logan (BSHS) | R.J. Gibson (GT) | T.A. Greenland (BGS) | A.H. Flasks (ACGS) | R.F. O'Rourke (TSS) | 1:00.77 |
| 1990- | L.A. Wallace (GT) | T.A.L. Nicholson (ACGS) | J.R. English (BBC) | R.A. Powells (BSHS) | C. Bradshaw (TGS) | 1:01.89 |
| 1991- | R.A. Powells (BSHS) | J. English (BBC) | C.R. Thomas (BGS) | J.R. Hoolveld (GT) | T.V.D. Walker (TSS) | 1:00.13 |
| 1992- | D.S. Gooda (NC) | S.K.C.Y. Liew (ACGS) | T. Sheehan (BSHS) | M.G. Sara (BSHS) | A.R. Challen (BGS) | 57.98 |
| 1993- | B.J. Andersen (NC) | J. Wheeler (ACGS) | T. Harris (IGS) | T. Unsworth-Smith (BBC) | D.L. Scutt (GT) | 1:01.65 |
| 1994- | W.B. Guthrie (GT) | R.W. Coote (NC) | M. Nowland (IGS) | M.O.G. Bell (BGS) | K.T.M. Playford (BBC) | 58.22 |
| 1995- | H. Leung (ACGS) | A.D. Timms (NC) | M.R. Macann (GT) | G.R. Davies (BBC) | M.E. Riley (BGS) | 59.33 |
| 1996- | M.R. Bowd (NC) | A. Tumer (TGS) | J.M. Weber (GT) | A. Hutton-Young (BGS) | D.C. Muller (BBC) | 1:01.86 |
| 1997- | R. G. Barker (NC) | E. Hinschen (IGS) | L. Stanton (BGS) | M. Skroblin (BBC) | M. X. Callanan (GT) | 1:01.74 |
| 1998- | A.J. Hutchinson (NC) | N.R. Sprenger (GT) | T.L. Cunningham (TSS) | T. Beadle (BGS) | S. Metyard (IGS) | 59.65 |
| 1999- | D.S.C. Cramb (BBC) | G.A. Sparrow (TSS) | J. Johnson (IGS) | D. Johnston (BSHS) | C.R. Hillan (NC) | 58.54 |
| 2000- | S. James (BGS) | M. Roe (IGS) | K.M. Richardson (NC) | S.A. Fell (ACGS) | T.M. O'Shea (GT) | 58.51 |
| 2001- | D. Linde (IGS) | S.M. Sprenger (GT) | E. Hannant (TSS) | A.R. Carlton (BBC) | S. Clyde (TGS) | 58.93 |
| 2002- | J.A. Amberger (NC) | A. Miller (BGS) | C.B. Massie (ACGS) | N. Whitburn (BSHS) | L. Burns (IGS) | 1:01.43 |
| 2003- | J.R. Brutton (TSS) | E.M. Barry (GT) | C.H. Morrison (ACGS) | S. Moore (BGS) | J. Taylor (BSHS) | 58.13 |
| 2004- | T.L. James (BBC) | J. Bailey (TSS) | R.R. Ryan (NC) | J.S. Houghton (ACGS) | D. Young (BGS) | 1:00.37 |
| 2005- | W.T. McGahan (GT) | M. Roettler (IGS) | H. Perkins (TSS) | D.R. Powell (ACGS) | N. McKendry (BGS) | 59.76 |
| 2006- | T.G. Sprenger (GT) | H.B. Taylor (ACGS) | A.J. Mills (BBC) | A. Digby (TSS) | E. Smith (IGS) | 57.33 |
| 2007- | A. Digby (TSS) | L.A. McLean (ACGS) | H.R. Hawker (TGS) | J.M. Gilliland (NC) | H. Strathdee (IGS) | 57.95 |
| 2008- | A.Pace (BBC) | J.T. Pye (IGS) | J.A. McLoughlin (NC) | L.Percy (TSS) | D.L. Matthews (BSHS) | 59.65 |
| 2009- | C.F. Fasala (IGS) | K.G. Archangeli (BGS) | B.A. Ashcroft (BSHS) | P. Pavlides (BBC) | I.J. Freeman (NC) | 57.02 @ |
| 2010- | B. T. Lawson (TSS) | T. C. Rull (BSHS) | J. T. Seawright (GT) | C. R. Lewis (NC) | J. P. McFerran (IGS) | 58.55 |
| 2011- | B.J. Oates (TGS) | J.H. Chen (IGS) | B.N. McCarthy (NC) | H.W. Stubbs (ACGS) | M.S. Statham (TSS) | 59.90 |
| 2012- | C.J. Parbery (BSHS) | E. Mitchell (BBC) | Z. Stabbly-Cook (ACGS) | M. Adi (BGS) | J.B. Herbert (NC) | 1:00.85 |
| 2013- | D. Ashcroft (BSHS) | T.J. Wilson (TGS) | B. Wang (BGS) | W. Harris (ACGS) | W. Bhujel (NC) | 59.56 |
| 2014- | C. Smith (ACGS) | H. Cotter (NC) | M. Jones (BGS) | S.R. Kovac (BBC) | D.S. Reilly (TGS) | 58.84 |

100 Metre Freestyle: Under 14

| Date | First | Second | Third | Fourth | Fifth | Time |
|-------|-----------------------------|--------------------------|------------------------|------------------------|------------------------|---------|
| 1947- | K.G. Wacker (BGS) | H. Weld (GT) | B. Schmidt (NC) | V.R. Parslow (IGS) | D. Walter (CEGS) | 84 1/2 |
| 1948- | H.A. Weld (GT) | R. Hobler (BBC) | K.G. Waller (CEGS) | R. Tritton (TSS) | W. Hill (NC) | 75 3/10 |
| 1949- | D. Trenerry (TGS) | B.J. Chalk (CEGS) | C.J. Weld (GT) | D.E. Palm (BBC) | C. Thorne (BSHS) | 712/5 |
| 1950- | C. Weld (GT) | A.R. Jones (BBC) | C.J. Whitehouse (CEGS) | B. Middleton (NC) | J. Sneyd (BSHS) | 69 6/10 |
| 1952- | T. Brandon (BBC) | R. Andersen (GT) | R. O'Donoghue (NC) | R. Hitchcock (CEGS) | M. Litzow (IGS) | 76 4/10 |
| 1953- | T. Brandon (BBC) | R. Andersen (GT) | N. Phillips (NC) | T. Lindenmeyer (BGS) | J. MacLeod (CEGS) | 72 |
| 1954- | J. McLeod (CEGS) | D. McCarthy (BBC) | M. Dyer (NC) | B.S. Hosier (TSS) | B. Campbell (GT) | 72 9/10 |
| 1955- | V. Huxley (TSS) | E.K. Vance (CEGS) | J. Fingleton (GT) | R. Wickham (NC) | R. White (BBC) | 68 1/10 |
| 1956- | E. Richards (GT) | A. NoR (BBC) | N. Bomford (NC) | I.E. Keyes (CEGS) | R. Haigh (BGS) | 72 4/5 |
| 1957- | J. Fingleton (GT) | R. Stitz (IGS) | R. McMahon (NC) | F. Graham (BBC) | R.N. Armstrong | 69 2/5 |
| 1958- | T. McMahon (NC) | R. Taylor (BBC) | W.M. Oley (GT) | G.A. Sampson (BGS) | R. Kelly (TGS) | 68 9/10 |
| 1959- | N.W. Reynolds (CEGS) | D.G. Milburn (GT) | R. Johnson (BGS) | J. Potts (TSS) | R. Clarke (BBC) | 64 1/2 |
| 1960- | J.W. Krimmer (CEGS) | D. Milburn (GT) | S. Gregory (BBC) | J. Thorpe (BGS) | H. Robertson (TSS) | 64 3/10 |
| 1961- | A. MacLeod (BGS) | R. Foster (NC) | D. Balmer (CEGS) | D. Rylance (BBC) | D. Martin (TGS) | 66 4/10 |
| 1962- | R.R. Birch (BGS) | R.N. Sweatman (CEGS) | R. Gregory (BBC) | D. White (GT) | T. Lipscomb (NC) | 66 4/5 |
| 1963- | D.J. Lloyd (CEGS) | G. Gardiner (NC) | C. McLaughlin (BSHS) | G. Brough (TSS) | B. Mecklem (BGS) | 65.1 |
| 1964- | C.B. Stitz (IGS) | J.G. Fraser (CEGS) | D.M. Rylance (BBC) | M.C. Beatty (NC) | A. Woolard (BSHS) | 66.6 |
| 1965- | G.J. Brough (TSS) | A.W. Clark (GT) | G.P. Cameron (NC) | N. Kelly (BGS) | A.A. Hogue (CEGS) | 64.7 |
| 1968- | G.R. Langdon (BBC) | P.F. Raward (TSS) | S. Smith (BSHS) | R. Arundell (BGS) | W.D. Gardiner (IGS) | 65.0 |
| 1969- | D. Bellamy (BSHS) | R. Devlin (GT) | N. Yeates (CEGS) | K. Sinclair (BGS) | P. Reaburn (TSS) | 61.1 |
| 1970- | L. Miller (BSHS) | B. Fitzwalter (GT) | R. Mowen (NC) | G. Leather (BGS) | McPaul (TSS) | 64.4 |
| 1971- | M. Tonelli (GT) | A.M. Reaburn (TSS) | S. Holland (CEGS) | P. Monroe (BSHS) | G.L. Vann (BGS) | 63.2 |
| 1972- | R.H. McCowan (CEGS) | A. Wilson (BGS) | R. Jones (GT) | S.J. Crocker (BBC) | B.W. Yarrow (IGS) | 62.6 |
| 1973- | R. Donovan (CEGS) | P. Spiro (BGS) | M. Couch (GT) | W. Wakefield (BSHS) | A. Mott (NC) | 61.5 |
| 1974- | G. Bendeich (BGS) | D. Yarrow (IGS) | C. Johnson (GT) | C. Charles (CEGS) | P. Stock (BSHS) | 64.8 |
| 1975- | C. Charles (CEGS) | T. McCawley (GT) | J. McNamara (BSHS) | W. Greenhalgh (TSS) | T. Bendeich (BGS) | 1.01.9 |
| 1976- | J. Hooper (BSHS) | M. Hoey (BGS) | D.W. Pullinger (TSS) | R. Morrison (GT) | G.R. Seawright (TGS) | 61.9 |
| 1977- | R. Clarke (BSHS) | S.J.H. Moffatt (BBC) | S.L. Muir (TSS) | A. Sambrook (BGS) | D.R. Orbell (IGS) | 62.8 |
| 1978- | D.S. Frail (TSS) | D.J. Trojman (NC) | J.W. Ardron (IGS) | S.J. Ardrion (BSHS) | R. Sydes (GT) | 1.00.9 |
| 1979- | C. Miller (BSHS) | A. Dietz (TSS) | R. Kahier (BGS) | J. Hamilton (NC) | S. O'Kane (GT) | 59.70 |
| 1980- | W. Moriensen (GT) | J.S. Sieben (BSHS) | G.D. Trenerry (TGS) | T. Smith (BGS) | J. Bush (NC) | 59.57 |
| 1981- | G. Goodall (BSHS) | M.C. O'Brien (GT) | S. O'Driscoll (NC) | A.E. Savage (BGS) | M. Palm (BBC) | 61.23 |
| 1982- | J. Brennan (BBC) | M. Mastromichele (BSHS) | K. Van As (CEGS) | A. Kurth (BGS) | S. Ponton (IGS) | 58.67 |
| 1983- | J.R. Plummer (IGS) | M.R. Packman (BSHS) | R. Pym (BGS) | A.D. Sole (GT) | J.R. Reeve (CEGS) | 59.93 |
| 1984- | D.W. King-Christopher (TSS) | D.A. Drummond (BSHS) | J. Fredericks (GT) | J.G. Plummer (IGS) | D.J. Lawrence (CEGS) | 55.86 |
| 1985- | A. Egorov (GT) | A.B.J. Scnven (BGS) | W.W. Friese (IGS) | M.J. Gallen (NC) | D.J. Maclean (BBC) | 59.36 |
| 1986- | J.C. Cooper (BSHS) | A.L.J. Cross (BGS) | J.A. McKeering (NC) | A.J. Weston (ACGS) | E.J. Nunn (IGS) | 58.21 |
| 1987- | D.G. Fenton (BBC) | J.D. O'Neill (BGS) | B.G. Lawrance (ACGS) | P.T. Clancy (GT) | C.R. Patterson (BSHS) | 57.50 |
| 1988- | R.K. Lyndon (GT) | M.S. Cruickshank (BGS) | M. Knobel (TSS) | J.R. Forster (BSHS) | M. Kearney (NC) | 59.47 |
| 1989- | M. Logan (BGS) | J.C. McAlister (ACGS) | M.J. Stewart (GT) | B.J. Rogers (NC) | B.C. Hiddlestone (BBC) | 59.61 |
| 1990- | P.J. Gibson (GT) | B.O. Nothling (BGS) | R.M. Collie (BSHS) | A.H. Flaskas (ACGS) | R.F. O'Rourke (TSS) | 58.07 |
| 1991- | T.A.L. Nicholson (ACGS) | B.J. Dittmar (NC) | J.D. Partis (BSHS) | G.A. Coupland (BGS) | L. Robertson (BBC) | 57.26 |
| 1992- | R. A. Powells (BSHS) | J. R. English (BBC) | M. Roland (NC) | C. R. Thomas (BGS) | A. J. Over (ACGS) | 56.73 |
| 1993- | D.S. Gooda (NC) | N.B. Baird (BSHS) | M.G. Sara (BBC) | S.K.C.Y. Liew (ACGS) | L.A. Donald (GT) | 56.92 |
| 1994- | T. Harris (IGS) | R.R. Court (NC) | A. Athanasiov (TGS) | D.C. Berndt (BGS) | J. Wheeler (ACGS) | 59.20 |
| 1995- | W.B. Guthrie (GT) | S.T. Talbot-Cameron (NC) | M.Q.G. Bell (BGS) | B.A. Norms (ACGS) | B. Gourlay (TSS) | 56.36 |
| 1996- | H. Laung (ACGS) | M.E. Smith (NC) | G.R. Davies (BBC) | M.R. Macann (GT) | M. Riley (BGS) | 57.10 |
| 1997- | W. W. H. Dening (NC) | A. Turner (TGS) | J. M. Weber (GT) | S. W. Eckstein (TSS) | D. Muller (BBC) | 56.43 |
| 1998- | D.J. Campbell (NC) | E. Hinschen (IGS) | J.C. Hey (TSS) | L. Stanton (BGS) | M.J. DeAmbrosio (GT) | 57.64 |
| 1999- | A.J. Hutchinson (NC) | N.R. Sprenger (GT) | J.W. Ledgerwood (TSS) | T. Beadle (BGS) | S. Meteyard (BSHS) | 56.83 |
| 2000- | D.S.C. Cramb (BBC) | D. Johnston (BSHS) | C. Partridge (TSS) | C.R. Hillan (NC) | A. Thompson (IGS) | 57.32 |
| 2001- | S. James (BGS) | S.A. Price (NC) | M. Holt (BSHS) | J. Chandler (IGS) | T.M. O'Shea (GT) | 55.68 |
| 2002- | D. Linde (IGS) | E. Hannant (TSS) | S.M. Sprenger (GT) | A.R. Carlton (BBC) | S. Clyde (TGS) | 56.32 |
| 2003- | W.H. Han (TSS) | B.J. Donaldson (NC) | N. Whitburn (IGS) | C.B. Massie (ACGS) | T. McKendry (BGS) | 57.58 |
| 2004- | J.R. Bruton (TSS) | C.H. Morrison (ACGS) | H. Samuela (BSHS) | D.R. Price (NC) | M.J. Allen (BBC) | 56.18 |
| 2005- | B.J. Walkington (NC) | T.L. James (BBC) | X. Crawford (TSS) | H.W. Simmonds (ACGS) | D. Young (BGS) | 56.34 |
| 2006- | W.T. McGahan (GT) | W.T. Schoch (BGS) | D.R. Powell (ACGS) | M. Roettler (IGS) | D.P. O'Keefe (NC) | 58.26 |
| 2007- | T.G. Sprenger (GT) | A.J. Mills (BBC) | H.B. Taylor (ACGS) | M. Larkin (BGS) | B. King (TSS) | 56.41 |
| 2008- | A. Digby (TSS) | Z. J. Whenuaroa (NC) | S.A. Taylor (BSHS) | H.R. Hawker (TGS) | H. Pullar (ACGS) | 56.38 |
| 2009- | A.T. Pace (BBC) | J.M. Gilliland (NC) | J.T. Pye (IGS) | D.L. Matthews (BSHS) | A.L. Saunders (BGS) | 57.16 |
| 2010- | C.F. Fasala (IGS) | J. D. Whenuaroa (NC) | P. J. Soalheira (ACGS) | K. G. Archangeli (BGS) | P. Pavlides (BBC) | 54.79@ |
| 2011- | T.C. Rull (BSHS) | J.T. Seawright (GT) | J.P. Mc Ferran (IGS) | R. Brown (ACGS) | D.J. Richardson (TSS) | 57.14 |
| 2012- | B.J. Oates (TGS) | B.I. Jason (NC) | J. Taylor (ACGS) | H. Stubbs (BGS) | B. Paties (BBC) | 56.93 |
| 2013- | J.W. Ford (IGS) | E. R. Mitchell (BBC) | B.J. Poon (TGS) | M. Adi (BGS) | C. McFaul (BSHS) | 57.02 |
| 2014- | T.J. Wilson (TGS) | L. Gough (BSHS) | S.A. Coombes (NC) | D. Gigovic (GT) | M.J. Osborn (TSS) | 57.35 |

100 Metre Freestyle: Under 15

| Date | First | Second | Third | Fourth | Fifth | Time |
|-------|------------------------|-----------------------|----------------------|----------------------|---------------------|---------|
| 1949- | H.A. Weld (GT) | P. Hobler (BBC) | S.A. Cnump (CEGS) | F. Hopkins (TGS) | C.J. Massie (BGS) | 68 7/10 |
| 1950- | D. Trenerry (TGS) | J.R. Barrett (GT) | B. Chalk (CEGS) | C. Thome (BSHS) | I. Gobson (BBC) | 68 6/10 |
| 1952- | B. Hawkins (CEGS) | N.M. Cooke (GT) | D.E. Palm (BBC) | B. Duffy (NC) | D. Sherlock (TSS) | 67 7/10 |
| 1953- | B. Martin (BBC) | M. Cariton-Smith (GT) | R. O'Donoghue (NC) | A. Sharpe (IGS) | T. Cichero (BGS) | 73 1/2 |
| 1954- | J. Cox (GT) | W. Chambers (BSHS) | N. Phillips (NC) | P. Delmodos (BBC) | M. Hooper (CEGS) | 69 9/10 |
| 1955- | P.L. Eriksen (CEGS) | J. Shay (NC) | D. McCarthy (BBC) | L. Reilly (GT) | S. Hosier (TSS) | 66 2/5 |
| 1956- | V. Huxley (TSS) | E.K. Vance (CEGS) | D. Detucar (BBC) | D. Daly (NC) | N. Potts (BGS) | 64 2/5 |
| 1957- | E. Richards (GT) | N. Bomford (NC) | A. Nott (BBC) | I.F. Keys (CEGS) | D. Ferguson (TSS) | 65 4/5 |
| 1958- | R. Stitz (IGS) | J.A. Fingieton (GT) | P. McMahon (NC) | P. Catt (BBC) | R. Beaver (BGS) | 64 9/10 |
| 1959- | B. Munro (CEGS) | G. Mountseer (GT) | R. McMahon (NC) | P. Taylor (BBC) | G. Simpson (BGS) | 65 1/5 |
| 1960- | N.W. Reynolds (CEGS) | R. Fingleton (GT) | T. Potts (TSS) | G. Dunne (BGS) | R.E. Wilson (BBC) | 61 4/5 |
| 1961- | J. Krimmer (CEGS) | D. Milburn (GT) | P. Morgan (BSHS) | S. Gregory (BBC) | H. Robertson (TSS) | 61 7/10 |
| 1962- | G. Rayner (BSHS) | A. MacLeod (BGS) | B. Rylance (BBC) | J. Chapman (GT) | J.M. Curtis (IGS) | 61 3/5 |
| 1963- | R.N.M. Sweetman (CEGS) | R.R. Birch (BGS) | D. White (GT) | T. Lipscomb (NC) | R. Gregory (BBC) | 63.s |
| 1964- | B.R. Chambers (NC) | D.J. Lloyd (CEGS) | C. McLaughlin (BSHS) | P. Malony (TSS) | B.F. McMahon (GT) | 61.7 |
| 1965- | D.M. Rylance (BBC) | C. Stitz (IGS) | M.C. Beatty (NC) | J.G. Fraser (CEGS) | S. Beaver (BGS) | 63.7 |
| 1968- | A. Shean (GT) | B. McGregor (TGS) | J.S. Henderson (NC) | W.R. Rogers (CEGS) | W. Frost (BSHS) | 62.2 |
| 1969- | B. Cooper (BSHS) | G.R. Langdon (BBC) | P. Raward (TSS) | R. Rayner (GT) | K. Bacon (BGS) | 60.8 |
| 1970- | J. VanOpdenbosch (GT) | D. Bellamy (BSHS) | N. Martin (BGS) | M. Bolt (TSS) | D. Unwin (CEGS) | 58.6 |
| 1971- | G. Frost (BSHS) | D.J. Unwin (CEGS) | D. Hall (NC) | B. Fitzwalter (GT) | G.J. Leather (BGS) | 61.7 |
| 1972- | M. Tonelli (GT) | S.R. Holland (CEGS) | P. Munroe (BSHS) | R. McGregor (BGS) | A.M. Reaburn (TSS) | 61.6 |
| 1973- | A. Wilson (BGS) | R. Jones (GT) | R. McCowan (CEGS) | B. Yarrow (IGS) | S. Crocker (BBC) | 60.2 |
| 1974- | R. Bendeich (BGS) | B. Donovan (CEGS) | A. Van de Velde (GT) | P. Fryer (BBC) | A. MoH (TGS) | 58.2 |
| 1975- | D. Atkins (BSHS) | G. Bendeich (BGS) | A.G. Thompson (BBC) | M. Spurrier (IGS) | M. Harradine (CEGS) | 59.8 |
| 1976- | W. Greenhalgh (BGS) | S. Haberman (BGS) | J. McNamara (BSHS) | C.D. Charles (CEGS) | T. McCawley (GT) | 59.8 |
| 1977- | M. Green (GT) | G.R. Seawright (TGS) | J.M. Hooper (BSHS) | D.W. Pullinger (TSS) | M. Hoey (BGS) | 60.1 |
| 1978- | F.H. Vanderzant (BSHS) | S.J. Moffatt (BBC) | L.C. Muir (TSS) | N. Alcorn (BGS) | D.R. Orbell (IGS) | 1.00.3 |
| 1979- | D.S. Frail (TSS) | G. Trotman (NC) | M. Packman (BSHS) | J. Ardron (IGS) | R. Sydes (GT) | 58.28 |
| 1980- | C.L. Miller (BSHS) | R. Kahier (BGS) | A.D. Dietz (TSS) | A.J. Clarke (IGS) | J. Hamilton (NC) | 58.51 |
| 1981- | W. Mortensen (GT) | J.W. Lemberg (BSHS) | G.D. Trenerry (TGS) | R.J. Thiele (BGS) | J. Bush (NC) | 56.11 |

100 Metre Freestyle: Under 15 (Continued)

| | | | | | | |
|-------|---------------------------|------------------------|-------------------------|------------------------|------------------------|---------|
| 1982- | T. Halliday (BSHS) | M. O'Brien (GT) | B. McDonald (IGS) | L. Crisp (TSS) | S. Driscoll (NC) | 57.00 |
| 1983- | J.M. Brennen (BBC) | S.N. Ponton (IGS) | C.A. Forster (BSHS) | A.J. Kurth (BGS) | K.N. VanAs (CEGS) | 55.74 |
| 1984- | J.R. Plummer (IGS) | S.R. Gane (BGS) | M.R. Packman (BSHS) | A. O'Donoghue (GT) | N.R. Magnusson (CEGS) | 57.60 |
| 1985- | D. King-Christopher (TSS) | D.A. Drummond (BSHS) | J.W. Fredericks (GT) | J.M. Fenner (BGS) | D.J. Lawrence (ACGS) | 55.96 |
| 1986- | A.J. Baildon (TSS) | T. Cronshaw (BGS) | A. Egorov (GT) | M.J. Gallen (NC) | W.W. Friese (IGS) | 54.92 |
| 1987- | J.C. Cooper (BSHS) | B.T. Arnold (BBC) | T. Staunton-Smith (BGS) | G.A. Williams (NC) | E.J. Nunn (IGS) | 54.82 |
| 1988- | D.G. Fenton (BBC) | C.C. Hackett (TSS) | J.D. O'Neill (BGS) | C.R. Platterson (BSHS) | M.J. Buhaj (GT) | 55.73 |
| 1989- | D.A. Sheehan (BSHS) | M.S. Cruickshank (BGS) | R.K. Lyndon (GT) | M. Knobel (TSS) | T.S. Carroll (NC) | 55.15 |
| 1990- | M.J. Stewart (GT) | J.C. McAllister (ACGS) | B.C. Hiddlestone (BBC) | M. Logan (BGS) | A.D. Dickson (NC) | 56.67 |
| 1991- | P.J. Gibson (GT) | B.O. Nothing (BGS) | P.F. O'Rourke (TSS) | T.P. Neylan (NC) | R.M. Collie (BSHS) | 56.70 |
| 1992- | T.A.L. Nicholson (ACGS) | L.A. Wallace (GT) | D. Stiller (NC) | J. Partis (BSHS) | J.A. Christopher (TSS) | 54.50 |
| 1993- | J.R. English (BBC) | M.J. Roland (NC) | C.R. Thomas (BGS) | B.G. Connell (ACGS) | J.M. Carter (GT) | 55.77 |
| 1994- | N.B. Baird (BSHS) | D.S. Gooda (NC) | M.G. Sara (BBC) | S.K.C.Y. Liew (ACGS) | L.A. Donald (GT) | 55.20 |
| 1995- | T. Harris (IGS) | P.D. Brosgarth (NC) | D.C. Berndt (BGS) | P.D. Scutt (GT) | J. Wheeler (ACGS) | 56.57 |
| 1996- | B.M. Sprenger (GT) | D.M. Bush (NC) | M. Bell (BGS) | A.T. Yates (TSS) | G. Astill (IGS) | 56.08 |
| 1997- | M.E. Smith (NC) | C. Besley (BBC) | J. Tuxford (TGS) | G. T. Scarce (TSS) | M. R. Macann (GT) | 55.80 |
| 1998- | R.P.S. McDonald (NC) | A. Turner (TGS) | D.C. Muller (BBC) | S.W. Eckstein (TSS) | M. Moran (BGS) | 56.40 |
| 1999- | D.J. Campbell (NC) | E. Hinschen (IGS) | D.C. Muller (BBC) | L. Stanton (BGS) | I. Goh (TSS) | 56.37 |
| 2000- | N.R. Sprenger (GT) | A.J. Hutchinson (NC) | J. Bird (TSS) | A.J. Hosking (BBC) | B. Usher (ACGS) | 54.66 |
| 2001- | D.S.C. Cramb (BBC) | D. Johnston (BSHS) | L. Brodie (NC) | K.C. Mizuno (GT) | Z. Wright (IGS) | 54.88 |
| 2002- | S. James (BGS) | J. Chandler (IGS) | S.A. Price (NC) | R.I. Russell (GT) | P.J. Gleeson (BBC) | 54.40 |
| 2003- | D. Linde (IGS) | E.E. Hannant (TSS) | N. Dewhurst (BGS) | C.G. Clarke (NC) | S. Clyde (TGS) | 54.18 |
| 2004- | D.J. van Velden (BBC) | R.C. Jovanovich (NC) | M. Whitburn (IGS) | T. McKendry (BGS) | S. Davies (TSS) | 52.96 @ |
| 2005- | N. Johnson (NC) | J. Moorfoot (TSS) | E.M. Barry (GT) | C.H. Morrison (ACGS) | P. Hawkins (BSHS) | 55.15 |
| 2006- | B.J. Walkington (NC) | J. Bailey (TSS) | T.J. James (BBC) | H.W. Simmonds (ACGS) | D.A. Young (BGS) | 55.15 |
| 2007- | D.R. Powell (ACGS) | W.T. Schoch (BGS) | W.T. McGahan (GT) | R. Smith (TGS) | L. Thompson (TSS) | 55.45 |
| 2008- | Z. Dalby (ACGS) | H. B. Taylor (BSHS) | A. Mills (BBC) | L.G. Bailey (BGS) | B. King (TSS) | 54.74 |
| 2009- | A. Digby (TSS) | R. Eugster (NC) | O.J. Breakwell (BSHS) | L.A. Walker (BGS) | N.J. Groeneveld (ACGS) | 53.05 |
| 2010- | R. C. Gerlach (ACGS) | J. A. McLoughlin (NC) | A. T. Pace (BBC) | D. L. Matthews (BSHS) | J. G. Scolaro (IGS) | 54.23 |
| 2011- | C.F. Fasala (IGS) | R.J. Parker (BSHS) | S.B. Horton (TSS) | J.D. Whenuaroa (NC) | B.P. White (BGS) | 53.25 |
| 2012- | L. Osborne (GT) | S. Young (BGS) | J.P. McFerran (IGS) | T.C. Rull (BSHS) | C.R. Lewis (NC) | 55.99 |
| 2013- | B.J. Oates (TGS) | J. Camp (ACGS) | B. Jason (NC) | Z. Shepherd (BSHS) | J.T. Scully (IGS) | 54.79 |
| 2014- | J.W. Ford (IGS) | M. Adi (BGS) | C. McFaul (BSHS) | L.V. Pearce (TSS) | B.J. Woolf (NC) | 55.83 |

100 Metre Freestyle: Under 16

| Date | First | Second | Third | Fourth | Fifth | Time |
|--------------|-------------------------|----------------------|------------------------|-------------------------|------------------------|---------|
| 1926- | F. Vincent (BGS) | R. Benned (TSS) | I. Gredden (IGS) | | | 76 |
| 1927- | J. Forster (CEGS) | P. Finemore (BGS) | A. Polkinghome (BSHS) | | | 77 2/5 |
| 1928- | J. Venning (GT) | H. Stephens (CEGS) | H. Vierow (BSHS) | | | 76 4/5 |
| 1929- | B. McMennamin (GT) | L. Ablin (IGS) | J. Heaton (TSS) | | | 78 4/5 |
| 1930- | L. Stephens (CEGS) | W. Risley (BGS) | R. Spencer (GT) | | | 71 4/5 |
| 1931- | W. Haylett (BGS) | R. O'Neill (TGS) | T. Riley (GT) | | | 74 |
| 1933- | T. Long (BSHS) | O.W. Salkeld (BGS) | N. O'Neill (NC) | | | 73 3/5 |
| 1935- | W. Stuart (TGS) | K. Byrne (GT) | R.M.M. Gill (TSS) | | | 75 4/5 |
| Reintroduced | | | | | | |
| 1964- | R. Birch (BSHS) | R.N. Sweetman (CEGS) | R.E. Gregory (BBC) | D.M. White (GT) | G.E. Handley (BGS) | 61.3 |
| 1965- | D.J. Lloyd (CEGS) | G.L. Gardiner (NC) | B.F. McMahon (GT) | C. McLaughlin (BSHS) | C.M. White (TSS) | 58.8 |
| 1969- | A. Shean (CEGS) | B. Carothers (BSHS) | B. McGregor (TGS) | J. Henderson (NC) | R. Frail (TSS) | 60.2 |
| 1970- | B. Cooper (BSHS) | R. Devlin (GT) | G.R. Langdon (BBC) | R. Raward (TSS) | R. Arundell (BGS) | 58.5 |
| 1971- | N.W. Martin (BGS) | S. Smith (BSHS) | R. Devlin (GT) | P. Lalor (NC) | M.F. Bolt (TSS) | 57.6 |
| 1972- | G. Frost (BSHS) | R.B. Mowen (CEGS) | C. Jones (GT) | C. Webb (BGS) | D. Hall (NC) | 59.6 |
| 1973- | M. Tonelli (GT) | S. Holland (CEGS) | R. McGregor (BGS) | A. Reaburn (TSS) | P. Monroe (BSHS) | 57.1 |
| 1974- | D. Oswin (BGS) | D. Bartlett (CEGS) | R. Jones (GT) | J. Potts (BSHS) | A. Palm (NC) | 57.4 |
| 1975- | R. Bendeich | S. Harns (BSHS) | B. Donovan (CEGS) | M. Crouch (GT) | M.J. Stephens (TSS) | 57.9 |
| 1976- | P. Jones (BGS) | D. Atkins (BSHS) | M.P. Gough (IGS) | J.D. Prince (CEGS) | A.G. Thomson (BBC) | 58.1 |
| 1977- | S. Haberman (BGS) | T. McCawley (GT) | C.K. Orbell (IGS) | C.D. Charles (CEGS) | M. Greenhaigh (TSS) | 58.5 |
| 1978- | M. Green (GT) | M. Hoey (BGS) | L.P. Hogg (BSHS) | S.L. Muir (TSS) | N.D. Thomson (BBC) | 58.8 |
| 1979- | S. Moffatt (BBC) | D. Orbell (IGS) | L. Hogg (BSHS) | P. Duncan (NC) | L.C. Muir (TSS) | 57.81 |
| 1980- | M.A. Packman (BSHS) | T. Dodson (GT) | A.G. Lee (CEGS) | D.S. Frail (TSS) | G. Moreton (BGS) | 56.27 |
| 1981- | S.E. Clark (BSHS) | P.A. Scheib (TSS) | R.J. Kahler (BGS) | B. Mulvihill (GT) | J. Hamilton (NC) | 56.67 |
| 1982- | J. Lemberg (BSHS) | W. Mortensen (GT) | G. Trenery (TGS) | A. Smith (BGS) | J. Bush (NC) | 55.99 |
| 1983- | G. Goodall (BSHS) | B.P. MacDonald (IGS) | R.A. Cameron (BBC) | G.R. McKinnon (TSS) | K.B. Carroll (GT) | 57.41 |
| 1984- | D.J. Armstrong (BSHS) | S.N. Ponton (IGS) | K.N. Van As (CEGS) | X. Clarke (GT) | A.J. Kurth (BGS) | 53.51 |
| 1985- | C.R. Mellin (IGS) | A.D. Sole (GT) | N.R. Magnusson (ACGS) | M.R. Packman (BSHS) | A.I. Cribb (BGS) | 56.48 |
| 1986- | J.W. Fredericks (GT) | A.B.J. Scriven (BGS) | D.A. Drummond (BSHS) | M.T. Lee (ACGS) | M.R. Boevink (NC) | 56.19 |
| 1987- | A. Baildon (TSS) | M.K. Fredericks (GT) | M.J. Gallen (NC) | T. Cronshaw (BGS) | D.A. Richardson (ACGS) | 53.91 |
| 1988- | T.A. Sayer (TSS) | W.D. Fredericks (GT) | C. Watson (IGS) | T. Staunton-Smith (BGS) | G. Williams (NC) | 57.80 |
| 1989- | D.G. Fenton (BBC) | C.C. Hackett (TSS) | J.D. O'Neill (BGS) | P.M. Noonan (GT) | A. Stott (IGS) | 55.16 |
| 1990- | A.R. Vary (BSHS) | R.K. Lyndon (GT) | M.S. Cruickshank (BGS) | M.J. Kearney (NC) | T.A. Clayton (BBC) | 53.78 |
| 1991- | M. Logan (BGS) | M.J. Stewart (GT) | B. Hiddlestone (BBC) | A.D. Dickson (NC) | J.D. Griffiths (ACGS) | 56.58 |
| 1992- | B.O. Nothing (BGS) | T. Mahony (NC) | P.J. Gibson (GT) | P.F. O'Rourke (TSS) | A.H. Flaskas (ACGS) | 54.49 |
| 1993- | T.A.L. Nicholson (ACGS) | L.A. Wallace (GT) | J.D. Partis (BSHS) | R.W. Stokes (BBC) | D.N. Faint (NC) | 54.23 |
| 1994- | J.R. English (BBC) | T.M. Smith (BGS) | J.P. Hoolveld (GT) | L. Wolsey (NC) | A.J. Over (ACGS) | 54.31 |
| 1995- | D.S. Gooda (NC) | M.G. Sara (BBC) | D.W. Guthrie (GT) | D. Holcombe (BSHS) | T.A. Jenkins (BGS) | 55.26 |
| 1996- | T. Harris (IGS) | R.S. Brough (GT) | R.R. Court (NC) | R.A. Clarke (BBC) | D. Berndt (BGS) | 55.34 |
| 1997- | C.D.J. Flouch (NC) | H. Day (BGS) | B. M. Sprenger (GT) | G. Astill (IGS) | A. Rouse (BBC) | 55.86 |
| 1998- | M.E. Smith (NC) | G.T. Scarce (TSS) | G.R. Davies (BBC) | S. Stewart (BGS) | T.A. Barton (GT) | 53.93 |
| 1999- | L.C. McBean (TSS) | R.P. McDonald (NC) | A. Turner (TGS) | P.D. Weatherley (ACGS) | M.G. Skroblin (BBC) | 53.58 |
| 2000- | D.J. Campbell (NC) | A. Seward (TSS) | L. Stanton (BGS) | M.G. Skroblin (BBC) | M.S. Chan (ACGS) | 54.42 |
| 2001- | A.J. Hutchinson (NC) | N.R. Sprenger (GT) | J. Ledgerwood (TSS) | A.J. Hosking (BBC) | B. Usher (ACGS) | 53.35 |
| 2002- | L. Brodie (NC) | L. Lyons (BSHS) | Z. Wright (IGS) | D.S.C. Cramb (BBC) | C.D. Sprenger (GT) | 54.03 |
| 2003- | S. James (BGS) | J. Chandler (IGS) | K.M. Richardson (NC) | R.I. Russell (GT) | R.G. Griffiths (TSS) | 53.47 |
| 2004- | E. Hannant (TSS) | D. Linde (IGS) | C. Clarke (BSHS) | S.J. Holz (ACGS) | J.B. Tuton (GT) | 53.69 |
| 2005- | D.J. Van Velden (BBC) | T. McKendry (BGS) | M. Brooks (BSHS) | B.J. Donaldson (NC) | S. Davies (TSS) | 53.85 |
| 2006- | C. Fox (TSS) | N.R. Johnston (NC) | S.H. Moore (BGS) | E.M. Barry (GT) | C.H. Morrison (ACGS) | 53.43 |
| 2007- | N.R. Johnston (NC) | J. Bailey (TSS) | T.J. James (BBC) | H.W. Simmonds (ACGS) | D.A. Young (BGS) | 53.40 |
| 2008- | D. Powell (ACGS) | E.J. McKendry (BGS) | W.T. McGahan (GT) | H. Perkins (TSS) | M. Rafton (BSHS) | 53.93 |
| 2009- | Z.T. Dalby (ACGS) | C.M. Raven (IGS) | L.G. Bailey (BGS) | A.J. Mills (BBC) | B.J. Watt (NC) | 54.20 |
| 2010- | A. Digby (TSS) | R. Eugster (NC) | H.J. Pullar (BGS) | O.J. Breakwell (BSHS) | M. van Velden (BBC) | 53.93 |
| 2011- | R.C. Gerlach (ACGS) | A.F. Press (TSS) | J.A. McLoughlin (NC) | W.H. Lane (TGS) | J.W. Mills (BBC) | 53.85 |
| 2012- | C.F. Fasala (IGS) | S.B. Horton (TSS) | R.J. Parker (BSHS) | M.H. Kwong (NC) | P.Mills (BBC) | 52.90 @ |
| 2013- | S. Young (BGS) | B.T. Heiniger (TSS) | D. Parker (NC) | M. Carleton (ACGS) | J.A. Cornwell (IGS) | 53.05 |
| 2014- | L. Townsend (GT) | B.J. Oates (TGS) | C. Usher (TSS) | A. Camp (ACGS) | B.S. Paties (BBC) | 54.12 |

100 Metre Freestyle: Open

| Date | First | Second | Third | Fourth | Fifth | Time |
|--------|-------------------------|-------------------------|--------------------------|------------------------|------------------------|---------|
| 1927- | F. Vincent (BGS) | J. Forster (CEGS) | T. Duffy (NC) | | | 76 |
| 1928- | F. Vincent (BGS) | J. Forster (CEGS) | J. Cran (TSS) | | | 73 4/5 |
| 1929- | F. Vincent (BGS) | J. Cran (TSS) | D. Turbayne (CEGS) | | | 68 |
| 1930- | H. Stephens (CEGS) | M. Wright (TGS) | C. Jocumsen (NC) | | | 73 2/5 |
| 1931- | K. McAlpine (TGS) | G. Halgh (BGS) | L. Stephens (CEGS) | | | 73 |
| 1933- | U. Long (BSHS) | K. McFarlane (TGS) | E.R. Nelht (BGS) | | | 71 2/5 |
| 1934- | H. Sandison (BSHS) | T. Muller (TGS) | C.N. Compton (TSS) | | | 67 2/5 |
| 1935- | T. Muller (TGS) | J.W.Clark (BGS) | E.J. Thorpe (TSS) | | | 67 2/5 |
| 1936- | J. Clark (BGS) | J. Venning (GT) | M. Gallagher (NC) | J. Markwell (CEGS) | D. Young (TSS) | 71 3/5 |
| 1937- | J. Parkinson (CEGS) | D. Bell (BGS) | C. Bemays (TGS) | G. Ross (BSHS) | J. McLaughlin (TSS) | 70 2/5 |
| 1939- | J.S. Parkinson (CEGS) | J.C. Rivett (TGS) | B. Keefe (NC) | W.H. Irving (BGS) | A.J. Radcliffe (TSS) | 66 1/5 |
| 1940- | R.J. Grant (GT) | W.H. Irvine (BGS) | R.A. McGregor (CEGS) | A. Hodel (NC) | J. Stuart (TGS) | 73 |
| 1941- | A. Hodel (NC) | I.A. Hinwood (BBC) | R.J. Grant (GT) | K. Wilson (CEGS) | S.R. Leggo (BGS) | 70 3/10 |
| 1943- | G.L. Jones (CEGS) | C.A. Hoey (BBC) | H.W. Tait (TGS) | F.W. Heron (BGS) | K. Collins (BSHS) | 70 |
| 1944- | C.A. Hoey (BBC) | A.I. Wright (CEGS) | R. MacKenzie (TSS) | D.I.Thompson (TGS) | C. Kenwick (NC) | 69 4/5 |
| 1945- | A.T. Quant (CEGS) | J. Morris (NC) | R.A. James (BGS) | I.T. Thompson (TGS) | G. Benness (TSS) | 67 |
| 1946- | R.C. Rogers (CEGS) | E.P. Robinson (BGS) | W. Aiken (TGS) | B.L. Paine (BBC) | P. Meehan (NC) | 65 7/10 |
| 1947- | R.C. Rogers (CEGS) | T. Jones (BSHS) | R. Colbert (TGS) | G. Beresford (BGS) | W. Hanrick (TSS) | 65 3/5 |
| 1948- | G. Newton (BSHS) | J.R. Boast (BGS) | R. Rogers (CEGS) | R. Colbert (TGS) | F.P. Sullivan (GT) | 65 1/2 |
| 1949- | J.R. Boast (BGS) | N.R. Smith (BBC) | M. Trennery (TGS) | R.N. Gale (CEGS) | B.H. Hawthome (NC) | 65 7/10 |
| 1950- | D.O. Mason (CEGS) | N.R. Smith (BBC) | B. Hawthome (NC) | S. Blakeway (BGS) | J.G. Prentice (GT) | 65 6/10 |
| 1952- | J.R. Barrett (GT) | C. Arnold (CEGS) | J.H. Bumie (BBC) | D. Trenerry (TGS) | P. Duggan (NC) | 67 3/10 |
| 1953- | C.J. Weld (GT) | W. Arnold (CEGS) | R. Duggan (NC) | B. Knowles (BBC) | G. Quinn (BGS) | 62 9/10 |
| 1954- | D.E. Palm (BBC) | N.M. Cooke (GT) | R.E. Lindenmayer (BGS) | P. Blunt (CEGS) | L. Jones (NC) | 65 |
| 1955- | R. Murray (GT) | A.C. Dowling (BGS) | R. O'Donoghue (NC) | B.W. Hawkins (CEGS) | R. Wakely (TSS) | 64 1/2 |
| 1956- | R. Murray (GT) | M.K. Hooper (CEGS) | I. Archer (BGS) | R. Bentley (NC) | T. Armstrong (TSS) | 62 1/5 |
| 1957- | R. Andersen (GT) | P.L. Eriksen (CEGS) | D. McCarthy (BBC) | J. Shay (NC) | P.P. Beal (BGS) | 62 1/5 |
| 1958- | R. Wickham (GT) | D. McCarthy (BBC) | C. Wainwright (BGS) | V.K. Huxley (TSS) | M. Dyer (NC) | 61 2/5 |
| 1959- | K. Fredericks (NC) | R. Wickham (GT) | P. Wippell (CEGS) | P. Catt (BBC) | J. Bennett (BGS) | 59 1/10 |
| 1960- | H. Orth (IGS) | E. Richards (NC) | G.H. Miller (CEGS) | E. Uren (BGS) | J. Wolfe (TSS) | 0 |
| 1961- | H. Orth (IGS) | P. McMahon (NC) | C. Leagh-Murray (BGS) | A. Long (TSS) | D.Sexton (GT) | 58 |
| 1962- | N.W. Reynolds (CEGS) | R. Fingleton (GT) | D. Anning (TSS) | M. Chagoury (NC) | D.A. Robbins (BGS) | 57 4/5 |
| 1963- | N.W. Reynolds (CEGS) | D. Milburn(GT) | J. Reardon (TSS) | R. Timmins (BSHS) | J.Thorpe (BGS) | 58.8 |
| 1964- | P.G. Mitchell (CEGS) | G. Rayner (BSHS) | J.M. Covacevich (BGS) | I.F. Woods (BBC) | H. Robertson (TSS) | 60.3 |
| 1965- | G. Rayner (BSHS) | R.E. Walker (CEGS) | D.S. Parkinson (BBC) | M. Hutton (BGS) | P.E. Lockhart (TSS) | 59.9 |
| 1968- | D.M. Forster (BBC) | G. Feuerriegel (BSHS) | W.D. Schulte (CEGS) | P.R. Beeston (BGS) | G. Lowes (GT) | 59.6 |
| 1969- | G. Brough (TSS) | N. Proctor (GT) | G. Want (BGS) | R. Geddes (CEGS) | D. Forster (BBC) | 57.7 |
| 1970- | N. Proctor (GT) | J. Henderson (NC) | P. Watts (BGS) | B. Carothers (BSHS) | R. Frail (TSS) | 59.0 |
| 1971- | J. Van Opdenbosch (GT) | R. Hutton (BGS) | R. Glasziou (BSHS) | I.W. McAlister (CEGS) | A.R. Clarke (IGS) | 57.0 |
| 1972- | J. Van Opdenbosch (GT) | N.W. Manin (BGS) | S. Smith (BSHS) | M.F. Bolt (TSS) | P. Lalor (NC) | 56.8 |
| 1973- | J. Van Opdenbosch (GT) | S. Smith (BSHS) | R. Mowens (CEGS) | C. Webb (BGS) | M. Thomas (TGS) | 56.6 |
| 1974- | A. Raeburn (TSS) | K. Bnumpton (CEGS) | M. McEniery (NC) | B. Stubbs (BGS) | A. Aspland (IGS) | 59.7 |
| 1975- | D. Bartlett (CEGS) | K. Jones (GT) | A. Wilson (BGS) | C. Going (BBC) | J. Potts (BSHS) | 58.9 |
| 1976- | A.Bendeich (BGS) | J. Parker (GT) | S. Harris (BSHS) | P.J. Hickey (TSS) | L. Kjer-Nielsen (IGS) | 58.0 |
| 1977- | P. Jones (BGS) | D.J. Atkins (BSHS) | M.E. Elliott (CEGS) | M.J. Spurrier (IGS) | R. Dann (GT) | 57.5 |
| 1978- | D.J. Atkins (BSHS) | T. McCawley (GT) | S. Habermann (BGS) | B.R. Battersby (TSS) | G.S. Crow (CEGS) | 56.4 |
| 1979- | G. Breakwell (BSHS) | M. Green (GT) | A.L. Haines (IGS) | B. Hickey (TSS) | R. Milroy (BGS) | 58.11 |
| 1980- | P. Duncan (NC) | S.J. Moflatt (BBC) | F.H. Van Der Zant (BSHS) | N. Alcorn (BGS) | M. Waller (GT) | 57.62 |
| 1981- | M.A. Packman (BSHS) | T.H. Dodson (GT) | D.S. Frail (TSS) | A.J. Clarke (TSS) | M. Agnew (NC) | 54.98 |
| 1982- | S. Clark (BSHS) | T. Dobson (GT) | R. Kahler (BGS) | A. Dietz (TSS) | J. Van Ninen (BBC) | 55.83 |
| 1983- | J.S. Sieben (BSHS) | W.R. Mortensen (GT) | A.J. Smith (BGS) | J.O. Harris (CEGS) | R.W. Zinn (IGS) | 53.94 |
| 1984- | M.C. O'Brien (GT) | R.A. Cameron (BBC) | M.R. Magnusson (CEGS) | G.M. Boevink (NC) | C.V. Tobin (BSHS) | 54.52 |
| 1985- | D.J. Armstrong (BSHS) | R.A. Cameron (BBC) | S.N. Ponton (IGS) | I.D.Swinton (BGS) | K.N. Van As (ACGS) | 52.70 |
| 1986- | N. Myles-Edelsten (TSS) | T.J. Russell (GT) | N.G. Mugnusson (ACGS) | J.W. Deacon (BGS) | A.P. Middleton (IGS) | 56.11 |
| 1987- | J. W. Fredericks (GT) | M.R. Boevink (NC) | N. Edelsten (TSS) | A. Meikle (ACGS) | J.M. Fenner (BGS) | 55.51 |
| 1988- | A.J. Baidon (TSS) | J.W. Fredericks (GT) | D.J. Helgeson (BGS) | D.A. Richardson (ACGS) | D. Fiorini (NC) | 51.09 @ |
| 1989- | J.C. Cooper (BSHS) | M.K. Fredericks (GT) | B.W. Duff (ACGS) | T.M. Sayer (TSS) | J.G. Emblin (BGS) | 53.40 |
| 1990- | J.C. Cooper (BSHS) | C.C. Hackett (TSS) | D.W. Fredericks (GT) | J.D. O'Neill (BGS) | C.B. Wright (NC) | 53.51 |
| 1991- | C.C. Hackett (TSS) | R.K. Lyndon (GT) | M.J. Keamey (NC) | H.M. Collie (BSHS) | G.J. Taylor (ACGS) | 52.76 |
| 1992- | B. McGregor (NC) | B.C. Hiddlestone (BBC) | J.D. Keaffith (ACGS) | M. Logan (BGS) | M.J. Dunsdon (GT) | 54.69 |
| 1993- | S.M. Logan (BSHS) | B.O. Nothling (BGS) | T.K. Mahony (NC) | P.F. O'Rourke (TSS) | P.J. Gibson (GT) | 53.83 |
| 1994- | B.O. Nothling (BGS) | J.S. Tumbull (GT) | N.J. Marshall (ACGS) | D.N. Faint (NC) | J.D. Partis (BSHS) | 53.10 |
| 1995- | J.R. English (BBC) | T.A.L. Nicholson (ACGS) | N.C. Rickard (NC) | J.P. Hoolveld (GT) | S.M. Nothling (BGS) | 52.83 |
| 1996- | N.C. Rickard (NC) | L.M. Richmond (ACGS) | G. Chandler (TGS) | H.J.H. Jackson (BBC) | M.G. Sara (GT) | 53.12 |
| 1997- | S.C. Kennedy (NC) | G. Chandler (TGS) | R.D. Faulkner (TSS) | T. Harris (IGS) | R. Clarke (BBC) | 52.62 |
| 1998- | R.D. Faulkner (TSS) | M.L. Keating (GT) | S.J. Kesby (NC) | D. Bemdt (BGS) | A.R. Rouse (BBC) | 52.70 |
| 1999- | C.D.J. Flouch (NC) | W.B. Guthrie (GT) | C.A. Besley (BBC) | S. Stewart (BGS) | B. Mateja (IGS) | 53.38 |
| 2000- | R.P. McDonald (NC) | L. McBean (TSS) | M. Riley (BGS) | P. Priest (BSHS) | R.J. Maitland (GT) | 52.98 |
| 2001- | R.P.S. McDonald (NC) | P. Priest (BSHS) | A. Seward (TSS) | E. Hinschen (IGS) | M. Chan (ACGS) | 52.42 |
| 2002- | A.J. Hutchinson (NC) | J. Bird (TSS) | A.J. Hosking (BBC) | M. Lowry (BGS) | R. Church (IGS) | 53.68 |
| 2003- | A.J. Hutchinson (NC) | A. Thompson (IGS) | D.S.C. Cramb (BBC) | L. Lyons (BSHS) | D. Millwain (TSS) | 52.85 |
| 2004- | K.M. Richardson (NC) | D. Johnston (BSHS) | S. James (BGS) | J. Chandler (IGS) | L. Owens (TSS) | 52.81 |
| 2005- | E. Hannant (TSS) | D. Linde (IGS) | R.J. Hilder (NC) | M. Dewhurst (BGS) | M.J. Weatherley (ACGS) | 53.00 |
| 2006- | D.J. Van Velden (BBC) | M. Brooks (BSHS) | T.M. McKendry (BGS) | G. Turner (TSS) | J.A. Amberger (NC) | 52.36 |
| 2007- | A. Brown (TSS) | S.H. Moore (BGS) | M. Brooks (BSHS) | K.M. Crawford (NC) | M.W. O'Loughlin (GT) | 51.85 |
| 2008- | N.R. Johnston (NC) | T. Parris (TSS) | L.G. Slattery (IGS) | H. Simmonds (ACGS) | A. Cois (BGS) | 52.79 |
| 2009- | T. Parris (TSS) | W.T. McGahan (GT) | W.T. Schoch (BGS) | D.R. Powell (ACGS) | R.J. Donald (BSHS) | 53.22 |
| 2010 - | B. Sykes (NC) | L.G. Bailey (BGS) | Z.T.Dalby (ACGS) | C.M.Raven (IGS) | A. Williams (TSS) | 53.48 |
| 2011- | B.Sykes (NC) | H.J. Pullar (BGS) | O.J. Breakwell (BSHS) | D.J. Brown (ACGS) | L.W. Percy (TSS) | 54.15 |
| 2012- | A.F. Press (TSS) | R. Gerlach (ACGS) | W.H. Lane (TGS) | J. McMahon (GT) | J. Mills (BBC) | 53.63 |
| 2013- | C. Fasala (IGS) | B.O. Smith (TSS) | M. Kwong (NC) | J.K. Pailthorpe (TGS) | P.C. Mills (BBC) | 52.48 |
| 2014- | S. Young (BGS) | B.T. Heiniger (TSS) | D. Parker (NC) | J. Seawright (GT) | T. Rull (BSHS) | 52.58 |

50 Metre Breaststroke: Under 13

| Date | First | Second | Third | Fourth | Fifth | Time |
|-------|--------------------------|-------------------------|------------------------------|------------------------|-------------------------|---------|
| 1965- | K. Simpkins (BSHS) | N.F. Proctor (GT) | R. Paltrey (BGS) | A.P. Crawford (CEGS) | J.M. Wilson (BBC) | 41.60 |
| 1968- | G.R. Freeman (CEGS) | N.W. Martin (BGS) | N. Spike (GT) | M.J. Henderson (NC) | D. Bellamy (BSHS) | 40.20 |
| 1969- | J. Lowes (GT) | D. Robson (BGS) | I. Want (TSS) | M. Lacaze (CEGS) | R. Mowen (NC) | 41.00 |
| 1970- | G. Boneham (TSS) | R. Scobie (CEGS) | G. Batt (NC) | W. Mill (BSHS) | A. Gray (BBC) | 38.70 |
| 1971- | J. Cameron (BSHS) | M. Crouch (GT) | M. Castrissos (CEGS) | T.J. Downes (BGS) | S. Hamlyn (TGS) | 39.10 |
| 1972- | R. Spiro (BGS) | M. Crouch (GT) | M.C. Patterson (CEGS) | P.J. McLeods (BBC) | D. James (BSHS) | 37.60 |
| 1973- | P. Wrench (BGS) | C. Seawright (TGS) | R. Logan (BSHS) | D. Christensen (NC) | R. Thompson (CEGS) | 39.20 |
| 1974- | P. Beardmore (BGS) | R. McNamara (BSHS) | C. Mott (MC) | P. Feamside (BBC) | A. Parker (GT) | 39.00 |
| 1975- | C. Cornish (CEGS) | M. Murdoch (BGS) | S.J. Moffatt (BBC) | B. Hoskins (BSHS) | M.J. Ryan (TSS) | 40.00 |
| 1976- | L.W.S. Leech (IGS) | M. Glanford (BGS) | R. Van Der Zant (BSHS) | T. Karydis (TGS) | M. Purcell (NC) | 38.20 |
| 1977- | D.S. Verrenkamp (IGS) | B.C. Peachey (BSHS) | M.D. McNeilly (CEGS) | M. Holmes (GT) | G. Morton (BGS) | 39.90 |
| 1978- | B.R. Simpson (BSHS) | R. Kahler (BGS) | B.D. Somerville (IGS) | S. O'Kane (GT) | M.D. Kelly (CEGS) | 38.50 |
| 1979- | R. Morris (TSS) | M. Malouf (GT) | B. Pascoe (TGS) | R. Theile (BGS) | D.J. Beebe (CEGS) | 37.83 |
| 1980- | S.C. Moore (CEGS) | G.R. McKinnon (TSS) | R. Clarke (GT) | G.W. Staines (TGS) | J. Worley (BSHS) | 38.75 |
| 1981- | S.C. Moore (CEGS) | D.W. McBurnie (BSHS) | D.A. Clarke (GT) | C.J. Davies (TGS) | G.M. Plastiras (BGS) | 35.36 |
| 1982- | P. Burton (BSHS) | J. Sacanitri (GT) | C. Davies (TGS) | M. Hutton (IGS) | R. Pym (BGS) | 37.08 |
| 1983- | D.A. Dnummond (BSHS) | D.A. Fielding (TSS) | R.L. Quinn (GT) | C.F. Mok (BBC) | C.B. Cooke (BGS) | 36.01 |
| 1984- | A. Egorov (BSHS) | J.M. Dean (CEGS) | J. Hui (TSS) | N. Inwin (BBC) | J.D. Warat (BGS) | 36.50 |
| 1985- | T. Staunton-Smith (BGS) | T. Sayer (TSS) | P.T. Clancy (GT) | C.P. Watson (IGS) | B.G. Lawrance (ACGS) | 35.92 |
| 1986- | S.E. Lewis (BSHS) | P.T. Clancy (GT) | B.G. Lawrance (ACGS) | M.J. Kay (NC) | A.R. Lawson (BBC) | 34.72 |
| 1987- | D.A. Sheehan (BSHS) | D.J. Downie (BGS) | C.J. Taylor (GT) | D.C. Hickey (NC) | D.S. Gregory (ACGS) | 35.89 |
| 1988- | P.J. Tuton (GT) | Y.T. EE (BGS) | B.M. Pitt (BBC) | D.G. McCormack (ACGS) | A. Barry (NC) | 36.48 |
| 1989- | P.J. Tuton (GT) | J.A. Baranoff (BGS) | M. Corbin (TSS) | A.S. Borbiro (IGS) | J. Brooks (BSHS) | 35.07 |
| 1990- | B. McMahon (TSS) | T.A.L. Nicholson (ACGS) | M.G. Tuton (GT) | A.J. Ciutterbuck (BGS) | A.E. Detnck (BBC) | 35.35 |
| 1991- | T.M. Smith (TSS) | R.D. Harrison (ACGS) | C.R. Thomas (BGS) | R.N. Patterson (BSHS) | J.M. Carter (GT) | 35.50 |
| 1992- | S.K.C.Y. Liew (ACGS) | D. Gooda (NC) | P. Woodbridge (BSHS) | I.H. Preston (BGS) | J.S. Vedelego (GT) | 34.41 |
| 1993- | A.J. Harvey (8GS) | C.J. Pretsel (NC) | R.A. Clarke (BBC) | N.O. Kidman (TSS) | D.J. Over (ACGS) | 36.54 |
| 1994- | J.W. McCourt (NC) | B.J. Gourlay (TSS) | S. Kuzma (GT) | N.R. Murphy (ACGS) | K.T.M. Piyatord (BBC) | 35.68 |
| 1995- | M.E. Smith (NC) | R.B. Norris (ACGS) | M.E. Riley (BGS) | S. Robson (BSHS) | B.A. Yates (TSS) | 35.94 |
| 1996- | D.A. Pat (NC) | J.M. Weber (GT) | B. Reid (TGS) | J.D. Blackford (ACGS) | D.C. Manderson (BBC) | 36.12 |
| 1997- | D.A. Pat (NC) | N.A. Ferris (GT) | M. Skroblin (BBC) | M. Martin (IGS) | G.T. Carroll (TSS) | 34.29 |
| 1998- | N.L. Williams (BBC) | L.J. Stretton (NC) | R. O'Neill (ACGS) | A. Hart (BGS) | R. Chrzescijanski (IGS) | 35.46 |
| 1999- | D.S.C. Cramb (BBC) | W. Clewett (TGS) | M. Allen (IGS) | T. Crommelin (BGS) | R.J. Hayes (NC) | 35.08 |
| 2000- | B.L. Wheldon (ACGS) | J.L. Campbell (NC) | R.I. Russell (GT) | G. Connors (IGS) | A. Staples (BGS) | 36.09 |
| 2001- | J.B. Tuton (GT) | G. Farquhar (BGS) | M. Weatherley (ACGS) | M. Lewis (BSHS) | T. Bushell (IGS) | 34.99 |
| 2002- | M. Newmann (IGS) | C. Holgar (ACGS) | N.C. Dent (BBC) | P.G. King (TGS) | P.R. Devers (NC) | 34.38 |
| 2003- | E.M. Barry (GT) | J.P. Laverty (NC) | C. Inwood (BGS) | J. Burgueze (TSS) | J.H. Houghton (BBC) | 34.78 |
| 2004- | L. Farmer (IGS) | W. Thompson (TSS) | C.S. Silao (NC) | B. Mitchell (BSHS) | J.R. Cornish (GT) | 33.84 |
| 2005- | C.T. Lane (NC) | B. Edwards (BGS) | G.P. O'Brien (GT) | J. Cater (TSS) | M.D. Jardine (ACGS) | 33.59 |
| 2006- | A.J. Mills (BBC) | J.A. Saunders (BGS) | B.J. Grabbe-Clare-Nazer (NC) | L.N. Papa (GT) | C. Fedrick (IGS) | 35.24 |
| 2007- | A. Digby (TSS) | J.M. Gilliland (NC) | N.J. Groeneveld (ACGS) | F.H. Hope (BBC) | A. Prasad (BSHS) | 35.35 |
| 2008- | J. M. Lilliland (NC) | A. Pace (BBC) | J.G. Scolaro (IGS) | R. Smith (ACGS) | C.N. Jones (BSHS) | 34.83 |
| 2009- | C.F. Fasala (IGS) | S. Rasmussen (TSS) | S. Crichton (NC) | N.T. Pace (BBC) | J.B. Bayles (BGS) | 34.09 |
| 2010- | L.M. Osbourne (GT) | A. W. Gough (BSHS) | J.P. Zuill (NC) | E.J. McCorley (BGS) | J.P. Gordon (TGS) | 34.19 |
| 2011- | P.R. McNab (TGS) | J.H. Chen (IGS) | M.N. Nguyen (BSHS) | E.M. Bevan (ACGS) | H.J. Crow (BGS) | 34.35 |
| 2012- | Z. Stubblety-Cook (ACGS) | M.C. Ng (BSHS) | M. Adi (BGS) | C. Windsor (GT) | T.K. Barnett (IGS) | 33.06 @ |
| 2013- | D. Ashcroft (BSHS) | B. Garbutt (BGS) | J. Prosser (NC) | D. Bell (GT) | F.J. Stewart (TGS) | 33.15 |
| 2014- | L.D. Byrne (BBC) | W. Chan (BSHS) | J. Abeya (ACGS) | T. Eccleston (BGS) | G.W. Nield (TSS) | 35.22 |

50 Metre Breaststroke: Under 14

| Date | First | Second | Third | Fourth | Fifth | Time |
|-------|-------------------------|----------------------|--------------------------|----------------------|--------------------------|---------|
| 1948- | C.H. Arnold (CEGS) | G. Dnoprienko (BBC) | G.M. Byth (BGS) | G. Sheil (TSS) | T. Parer (NC) | 45 4/5 |
| 1949- | G.M. Byth (BBC) | C. Whitehouse (CEGS) | B. Clarke (NC) | G. Sheil (TSS) | C. Harrington (GT) | 44 3/10 |
| 1950- | C.J. Whitehouse (CEGS) | G.C. Sheil (TSS) | A. Davies (NC) | D. Street (BBC) | T.C. Cullinan (GT) | 42 2/10 |
| 1952- | C.H. Clark (GT) | H. Blue (CEGS) | J. McDonald (TSS) | B.L. Hunt (BBC) | J. Lavarack (NC) | 44 1/10 |
| 1953- | J. Pincus (GT) | G.B. Freeman (GT) | J. Widdon (NC) | R. Macfarlane (CEGS) | R. Lawson (BBC) | 42.8 |
| 1954- | R. Anderson (NC) | P. Haren (GT) | J.O. Cummings (IGS) | R. Noble (CEGS) | D. McCarthy (BBC) | 42 7/10 |
| 1955- | V. Huxley (TSS) | L. Williams (NC) | K. McNaught (GT) | D. Murphy (TGS) | M.G. Keys (CEGS) | 40 2/5 |
| 1956- | P. Cooke (GT) | P. Crowe (NC) | J. Palmer (IGS) | R. Ward (TSS) | R. DuH (CEGS) | 42 4/5 |
| 1957- | R. Stitz (IGS) | J. Fingleton (GT) | M. Perry (BSHS) | W. Barwick (NC) | J.C. Cowlishaw (TSS) | 40 2/5 |
| 1958- | G. Lawson (BBC) | J.O. Cowlishaw (TSS) | B.R. Harrison (CEGS) | B. Sullivan (NC) | A.R. Mecklem (BGS) | 40 2/5 |
| 1959- | B. Douglas (BGS) | L. Steindl (GT) | D. Jackson (CEGS) | G. Clarke (BBC) | G. Akauama (TGS) | 42 1/5 |
| 1960- | P.C. Neville (CEGS) | C.B. Lynden (BBC) | H. Bryant (GT) | R. Martinez (NC) | N. Iliif (BGS) | 41 2/5 |
| 1961- | A. Christensen (TSS) | H. Bryan (GT) | A. MacLeod (BGS) | R. Miria (TGS) | H. Cooi (CEGS) | 40 6/10 |
| 1962- | L. Harding (BBC) | J.D. Russell (CEGS) | D. Barker (GT) | T. Crommelin (BGS) | M. May (TSS) | 42 |
| 1963- | L. Cole (BBC) | W.J. Shields (CEGS) | B. Dnury (IGS) | I.D. Rose (BGS) | P. Drouyn (NC) | 38.2 |
| 1964- | I. A. Carrick (NC) | M. Jolly (BGS) | B.A. Ottone (BBC) | P. Lukas (TGS) | A.M. O'Leary (GT) | 39.2 |
| 1965- | G. Reid (BGS) | G.P. Cameron (NC) | G.A. Viorow (GT) | R.P. Wood (CEGS) | R. Pendleton (BSHS) | 38.7 |
| 1968- | G.J. Short (BGS) | D. Kitchell (BSHS) | J.G. Ferguson (TGS) | R.L. Marchant (BBC) | D.J. Thompson (NC) | 39.7 |
| 1969- | P. Lacaze (CEGS) | N. Brodie (IGS) | N. Martin (BGS) | D. Bellamy (BSHS) | P. Stuart (TGS) | 37.6 |
| 1970- | B. Fitzwalter (GT) | D. Robson (BGS) | D. Rutherford (BBC) | A. Cartensen (BSHS) | G. Harradine (CEGS) | 37.6 |
| 1971- | G.B. Boneham (TSS) | W. Mill (BSHS) | S. Scobie (CEGS) | G. Batt (NC) | M. Hickey (GT) | 37 5 |
| 1972- | J. Cameron (BSHS) | M.J. Gosney (CEGS) | C. Bell (GT) | P. Smith (GT) | S.A. Hill (TSS) | 36.9 |
| 1973- | P. Spiro (BGS) | B. Hickey (GT) | D. Christensen (NC) | R. Logan (BSHS) | C. Seawright (TGS) | 37.0 |
| 1974- | P. Wrench (BGS) | B. Hickey (GT) | D. Christensen (NC) | R. Logan (BSHS) | C. Seawright (TGS) | 37.0 |
| 1975- | P. Beardmore (BGS) | S. Patterson (CEGS) | M. Scanlon (BSHS) | T. Peabody (BBC) | A. Parker (GT) | 36.2 |
| 1976- | C.E. Cornish (CEGS) | R.A. Neilsen (IGS) | J. Peters (BSHS) | M. Murdoch (BGS) | R. Morrison (GT) | 38.2 |
| 1977- | L.W.S. Leech (IGS) | J.D. Peters (BSHS) | M. Glantord (BGS) | M.S. Tesch (CEGS) | T. Karydis (TGS) | 34.9 |
| 1978- | B. Elliot (BGS) | B.C. Peachy (BSHS) | G.A. Webber (CEGS) | M.J. Holmes (GT) | D.S. Verrenkamp (IGS) | 37.0 |
| 1979- | C. Williams (TSS) | C. Miller (BSHS) | R. Landy (GT) | D. Hamilton (TGS) | R. Kahler (BGS) | 34.75 |
| 1980- | R.T. Morris (TSS) | D.J. Hamilton (TGS) | M. Malouf (GT) | A. Nixon (BSHS) | R. Thiele (BGS) | 34.72 |
| 1981- | C.V. Tobin (BSHS) | G.R. McKinnon (TSS) | G.W. Stains (TGS) | G.H. Munroe (BGS) | R.D. Clarke (GT) | 36.68 |
| 1982- | S. Moore (CEGS) | C. Forster (BSHS) | K. Terriss (IGS) | D. Clark (GT) | J. Bennett (BBC) | 32.45 |
| 1983- | P.W. Burton (BSHS) | C.J. Davies (CEGS) | J.C. Salanitri (GT) | M.J. Hutton (IGS) | C.J. Springfiellow (TSS) | 33.88 |
| 1984- | D.A. Drummond (BSHS) | B. Clarke (GT) | D.A. Fielding (TSS) | C.F. Mok (BBC) | N.G. Meade (CEGS) | 35.00 |
| 1985- | A. Egorov (GT) | J.M. Dean (ACGS) | T.J. Somes (BBC) | J.D. Warat (BGS) | J. Hui (TSS) | 34.08 |
| 1986- | T. Staunton-Smith (BGS) | T.A. Sayer (TSS) | S.P. Burton (BSHS) | C.R. Watson (IGS) | T.W. Kennedy (NC) | 33.41 |
| 1987- | S.E. Lewis (BSHS) | A.R. Lawson (BBC) | R.J. Clancy (GT) | B.G. Lawrance (ACGS) | M.J. Kay (NC) | 32.58 |
| 1988- | D.A. Sheehan (BSHS) | D.J. Downie (BGS) | M. Knobel (TSS) | D.D. Lyons (BBC) | A.G. Cook (GT) | 33.64 |
| 1989- | B.M. Pitt (BBC) | S.J. Russell (GT) | D.G. McCormack (ACGS) | C.R. Swainson (BSHS) | Y.T. Ee (BGS) | 35.34 |
| 1990- | R.J. Tuton (GT) | J.A. Baranoff (BGS) | S.D.S. Quarterman (ACGS) | M.G. Ware (IGS) | A.R. Drazek (NC) | 33.39 |
| 1991- | C.J. Daley (BSHS) | M.G. Tuton (GT), tie | T.A.L. Nicholson (ACGS) | B.G. McMahon (TSS) | F.K. Lam (NC) | 33.78 |
| 1992- | R.D. Harrison (ACGS) | T.M. Smith (TSS) | C.R. Thomas (BGS) | J.M. Carter (GT) | R. Patterson (BSHS) | 31.97 @ |
| 1993- | S.K.C.Y. Liew (ACGS) | J.S. Vedelego (GT) | D.S. Gooda (NC) | M.D. Thomas (TSS) | K.M. Evans (BSHS) | 33.09 |
| 1994- | D.J. Moran (BGS) | C.J. Pretsel (NC) | N.O. Kidman (TSS) | R.A. Clarke (BBC) | R.R. Vedelego (GT) | 34.26 |
| 1995- | J.W. McCourt (NC) | B. Gourlay (TSS) | S.M. Kurzma (GT) | J.R. Woodgate (BGS) | N.R. Murphy (ACGS) | 33.49 |
| 1996- | S. Robson (BSHS) | M. Riley (BGS) | R.B. Norris (ACGS) | B.A. Yates (TSS) | M.R. Macann (GT) | 33.37 |
| 1997- | D.C. Alien (ACGS) | J.M. Weber (GT) | M.R. Bowd (NC) | D. Manderson (BBC) | B. Reid (TGS) | 34.13 |

50 Metre Breaststroke: Under 14 (Continued)

| | | | | | | |
|--------|--------------------------|--------------------------|--------------------|----------------------|------------------------|-------|
| 1998- | D.A. Pat (NC) | M. Martin (IGS) | N.A. Ferris (GT) | G.T. Carroll (TSS) | K. Fong (ACGS) | 32.70 |
| 1999- | R.S. O'Neil (ACGS) | R. Chrzescijanski (IGS) | C.D. Sprenger (GT) | A. Hart (BGS) | B.A. Dawson (NC) | 33.12 |
| 2000- | C.D. Sprenger (GT) | S.A. Clark (NC) | D. Johnston (BSHS) | D.S.C. Cramb (BBC) | T. Cromelin (BGS) | 32.23 |
| 2001- | D. Brown (BGS) | J.L. Campbell (NC) | B.J. Harvey (GT) | B. Wheldon (ACGS) | T. Moore (TSS) | 33.10 |
| 2002- | J.B. Tuton (GT) | G. Farquhar (BGS) | T.J. Middlin (BBC) | A. Seeto (TSS) | M.J. Weatherley (ACGS) | 32.75 |
| 2003- | M. Newman (IGS) | C.R. Holgar (ACGS) | P. King (TGS) | P.R. Devers (NC) | L.P. McLroy (GT) | 32.62 |
| 2004- | H. Samuela (BSHS) | J.L. DiBella (GT) | J. Dewhurst (BGS) | J.P. Lavery (NC) | J.H. Houghton (BBC) | 33.04 |
| 2005- | C.J. Griffiths (NC) | A. Spence (IGS) | W. Thompson (TSS) | M. Giles (BGS) | A.R. Barnett (ACGS) | 33.06 |
| 2006- | C.T. Lane (NC) | B.J. Edwards (BGS) | G.P. O'Brien (GT) | A. Wood (IGS) | M.D. Jardine (ACGS) | 32.97 |
| 2007- | S.D. Blakeway (ACGS) | J.A. Saunders (BGS) | B.A. Silao (NC) | A. Buckley (IGS) | L.N. Papa (GT) | 33.15 |
| 2008- | T. Oi (TSS) | N. Groeneveld (ACGS) | T.K. Beasley (GT) | C.J. Kalas (BGS) | A.S. Prasad (BSHS) | 34.30 |
| 2009- | J.M. Gilliland (NC) | J.G. Scolaro (IGS) | M.J. Singer (BGS) | C.N. Jones (BSHS) | | 33.26 |
| | | M.E. Pendall (ACGS), tie | | | | |
| 2010 - | C.F.Fasala (IGS) | D.V.Oliver (NC) | J.B.Bailey (BGS) | S. Rasmussen (TSS) | N. Pace (BBC) | 33.12 |
| 2011- | L.M Osbourne (GT) | J.P Zuill (NC) | R. Brown (ACGS) | G.J Bell (TSS) | C.J Wyer (BGS) | 33.92 |
| 2012- | H. Stubbs (BGS) | PR. McNab (TGS) | A. Cumming (ACGS) | M.N. Nguyen (BSHS) | O.J. Pye (IGS) | 32.64 |
| 2013- | Z. Stubblety-Cook (ACGS) | C. Parberry (BSHS) | M. Adi (BGS) | R.C. Maskelyne (IGS) | C. Windsor (GT) | 32.09 |
| 2014- | D. Ashcroft (BSHS) | B. Garbutt (BGS) | J.J. Smith (TGS) | F.M. Baildon (TSS) | S.A. Coombes (NC) | 32.59 |

50 Metre Breaststroke: Under 15

| Date | First | Second | Third | Fourth | Fifth | Time |
|--------|--------------------------|-----------------------|--------------------------|-------------------------|-----------------------|---------|
| 1947- | R. Ferguson (CEGS) | G. Newton (BSHS) | D. Meehan (NC) | W. Dunn (TSS) | W.M. Edwards (BGS) | 44 2/5 |
| 1948- | K.G. Lucas (CEGS) | R. Sheil (TSS) | R. Peachey (NC) | D.F. Pincus (GT) | J. Palmer (TGS) | 41 1/5 |
| 1949- | G. Waller (CEGS) | G. Dnoprienko (BBC) | K.V. McCarthy (GT) | P. Dunn (BGS) | S. Crouch (TGS) | 40 4/5 |
| 1950- | H. Colbert (TGS) | S. Norris (BSHS) | G.M. Byth (BBC) | D. McFarlane (CEGS) | R. Jones (BGS) | 41 7/10 |
| 1952- | D.B. Markey (CEGS) | R. Foreman (BGS) | J.L. Dunn (GT) | D. Palm (BBC) | R. Treffene (NC) | 41 3/10 |
| 1953- | J. Moccatta (CEGS) | M. Cullinan (GT) | B. Hunt (BBC) | J.R. MacDonald (TSS) | M. Maher (BSHS) | 40 8/10 |
| 1954- | J. Pincus (GT) | B. Xiddon (NC) | N. Austin (TGS) | R. Maciarlane (CEGS) | G.B. Freeman (TSS) | 40 1/2 |
| 1955- | B.R. MocaRa (CEGS) | J. Coman (NC) | D. McCarthy (BBC) | J. Cumming (IGS) | J. Priede (TGS) | 39 |
| 1956- | V. Huxley (TSS) | L. Williams (NC) | A. Arnold (BGS) | D. Murphy (TGS) | I. McNaught (GT) | 38 7/10 |
| 1957- | E. Richards (GT) | R.J. Duff (CEGS) | G. Carrick (NC) | P. Ward (TSS) | D.S. Mathers (BGS) | 39 3/5 |
| 1958- | J.W. Lincoln (CEGS) | R. Stitz (IGS) | J.A. Fingleton (GT) | A.R. Mecklem (BGS) | J.O. Cowlishaw (TSS) | 38 2/5 |
| 1959- | G. Lawson (BBC) | G. Mountseer (GT) | R. McDonald (CEGS) | S.J. Cowlshaw (TSS) | C. Barker (NC) | 37 4/5 |
| 1960- | K. Schmidt (BGS) | T.L. Kennar (CEGS) | R.R. Douglas (BBC) | L. Steindl (GT) | G. Akaura (TGS) | 39 |
| 1961- | P. Martinez (NC) | C. Lyndon (BBC) | S. Mole (BGS) | J. Meyers (TSS) | D. Milburn (GT) | 38 1/2 |
| 1962- | A. Christenson (TSS) | A. MacLeod (BGS) | H. Bryan (GT) | H. Cool (CEGS) | | 38 4/5 |
| 1963- | G.R. Beeston (BGS) | J.N. Reitano (IGS) | J. Gamsworthy (CEGS) | D. Barker (NC) | M. May (TSS) | 28.6 |
| 1964- | B.R. Chambers (NC) | R. Gartrell (BSHS) | L.P. Cole (BBC) | W.J. Shields (CEGS) | I.D. Ross (BGS) | 38.1 |
| 1965- | I. A. Carrick (NC) | R. Lukas (TGS) | A.M. O'Leary (GT) | M. Jolly (BSHS) | S. Ingram (BGS) | 38.0 |
| 1968- | T.M. Levinge (CEGS) | PK. Wilson (TSS) | J.S. Henderson (NC) | M. Dutton (BBC) | W.J. Love (BGS) | 36.3 |
| 1969- | D. Kitchell (BSHS) | R. Rayner (GT) | G. Short (BGS) | G. Freeman (CEGS) | J. Ferguson (TGS) | 36.8 |
| 1970- | R. Lacaze (CEGS) | D. Bellamy (BSHS) | R. Stuart (TGS) | H. Spike (GT) | J. White (BBC) | 34.9 |
| 1971- | P. Stuart (TGS) | R. Mowen (CEGS) | D.E. Robson (BGS) | B. Fitzwalter (GT) | D. Rutherford (BBC) | 36.3 |
| 1972- | G.B. Boneham (TSS) | M. Hickey (GT) | R.G. Scobie (CEGS) | W. Mill (BSHS) | G. Crammond (NC) | 35.0 |
| 1973- | J. Cameron (BSHS) | M. Costnsows (CEGS) | P. Hewitt (BGS) | T. Smith (GT) | R. McLellan (BBC) | 36.7 |
| 1974- | R. Spiro (BGS) | D. James (BSHS) | M. Crouch (GT) | M. Patterson (CEGS) | A. Seawright (TGS) | 35.1 |
| 1975- | L. Brazier (BGS) | G. Law (NC) | C.D. Seawright (TGS) | D.K. Moffatt (BBC) | K. Logan (BSHS) | 35.8 |
| 1976- | P. Beardmore (BGS) | J.R. McLeod (BBC) | S.D. Patterson (CEGS) | I.C. Wong (TSS) | S. Healy (NC) | 34.1 |
| 1977- | G. Maynard (GT) | C.E. Comish (CEGS) | B.D. Hoskins (BSHS) | C.J. Powell (IGS) | M.T. Pearcs (TSS) | 36.7 |
| 1978- | L.W.S. Leech (IGS) | B.D. Hoskins (BSHS) | T. Karydis (TGS) | M.S. Tesch (CEGS) | M. Gianford (BGS) | 34.9 |
| 1979- | T. Wiltshire (BSHS) | B. Elliot (BGS) | J. Bailey (BBC) | B.R. Goodwin (IGS) | R. Sydes (GT) | 35.83 |
| 1980- | B.R. Simpson (BSHS) | R. Kahler (BGS) | M. Holmes (GT) | N. Kelly (CEGS) | D. Caesar (TSS) | 34.42 |
| 1981- | D.J. Hamilton (TGS) | R.T. Morris (TGS) | J.W. Lemberg (BSHS) | M.C. Malouf (GT) | G. Pollard (BBC) | 33.77 |
| 1982- | G. Goodall (BSHS) | G. McKinnon (TSS) | R. Clarke (GT) | A. Bowdler (NC) | A. Hopkins (TGS) | 35.18 |
| 1983- | S.C. Moore (CEGS) | C.A. Forster (BSHS) | J.A. Bennett (BBC) | K.M. Terriss (IGS) | C. Kirby (NC) | 33.18 |
| 1984- | C.J. Davies (CEGS) | P.W. Burton (BSHS) | R.J. Bryce (BBC) | A. Sole (GT) | C.R. MeDin (IGS) | 33.02 |
| 1985- | D.A. Dnummond (BSHS) | D. Fielding (TSS) | R.L. Quinn (GT) | J.M. Fenner (BGS) | R.A. Hamilton (TGS) | 33.16 |
| 1986- | A. Egorov (GT) | W.W. Friese (IGS) | C.R. Swanson (BSHS) | T.J. Somes (BBC) | J.Y.K. Hui (TSS) | 33.12 |
| 1987- | T. Staunton-Smith (BGS) | T. Sayer (TSS) | S.R. Burton (BSHS) | D.J. Wadley (GT) | D.D. Zorzetto (NC) | 31.83 |
| 1988- | S.E. Lewis (BSHS) | A.R. Lawson (BBC) | B.G. Lawrance (ACGS) | J.E. Drew (TSS) | M. Kay (NC) | 31.34 |
| 1989- | J.R. Forster (BSHS) | L.J. Crowley (GT) | S. Jones (TSS) | D.J. Downie (BGS) | T.B. See (ACGS) | 33.56 |
| 1990- | S.J. Russell (GT) | D.G. McCommack (ACGS) | C.R. Swainson (BSHS) | B.M. Pitt (BBC) | M.E. Stack (NC) | 32.84 |
| 1991- | S.J. Russell (GT) | J.A. Baranoff (BGS) | S.D.S. Quartemman (ACGS) | M.G. Ware (IGS) | A.P. Drazek (NC) | 32.60 |
| 1992- | C. Daley (BSHS) | M.G. Tuton (GT) | C.J. Love (ACGS) | B. McMahan (TSS) | L.F. Robetson (BBC) | 31.89 |
| | | | | | B. Dittmar (NC), tie | |
| 1993- | R.D. Harrison (ACGS) | T.M. Smith (TSS) | L.F. Brown (NC) | C.R. Thomas (BGS) | R.N. Patterson (BSHS) | 31.12 |
| 1994- | S.K.C.Y. Liew (ACGS) | J.S. Vedelego (GT) | K.M. Evans (BSHS) | M.D. Thomas (TSS) | D.S. Gooda (NC) | 31.18 |
| 1995- | D.J. Moran (BGS) | D.J. Over (ACGS) | C.J. Kennedy (NC) | S. Snelling (TGS) | R.R. Vedelago (GT) | 33.22 |
| 1996- | B. Gourlay (TSS) | J.W. McCourt (NC) | J. Woodgate (BGS) | J.D. King-Scott (ACGS) | S.M. Kuzma (GT) | 32.47 |
| 1997- | M. Riley (BGS) | B.A. Yates (TSS) | R.B. Norris (ACGS) | M.R. Macann (GT) | S. Robson (BSHS) | 31.24 |
| 1998- | D. Allen (ACGS) | B.S. Rickard (NC) | D.C. Manderson (BBC) | A. Clarke (BGS) | J.M. Weber (GT) | 32.99 |
| 1999- | C.Y. Kong (ACGS) | N.A. Ferris (GT) | D.A. Pat (NC) | G.T. Carroll (TSS) | M. Martin (IGS) | 32.45 |
| 2000- | R.S. O'Neil (ACGS) | A. Brown (BGS) | T.W.T. Jones (NC) | R. Chrzescijanski (IGS) | K.V. Jahnke (GT) | 31.91 |
| 2001- | C.D. Sprenger (GT) | L.H.M. Lyons (BBC) | S.J.M. Clark (NC) | L. Gottke (IGS) | W. Clewett (TGS) | 30.88 @ |
| 2002- | D. Brown (BGS) | J.L. Campbell (NC) | R.I. Russell (GT) | T. Moore (TSS) | G. Connors (IGS) | 31.12 |
| 2003- | J.B. Tuton (GT) | G. Farquhar (BGS) | T.J. Middlin (BBC) | T. Evans (BSHS) | A.A. Seeto (TSS) | 31.85 |
| 2004- | C.R. Holgar (ACGS) | J. Hoek (IGS) | P. King (TGS) | P.R. Devers (NC) | N.C. Dent (BBC) | 31.48 |
| 2005- | H. Samuela (BSHS) | J.L. DiBella (GT) | J. Dewhurst (BGS) | L. Farmer (IGS) | M.A. Kempin (NC) | 32.06 |
| 2006- | C.J. Griffiths (NC) | A. Spence (IGS) | W. Thompson (TSS) | M.T. Giles (BGS) | J.R. Cornish (GT) | 32.50 |
| 2007- | B.J. Edwards (BGS) | C.T. Lane (NC) | G.P. O'Brien (GT) | L.L. Allan (BBC) | M.D. Jardine (ACGS) | 32.22 |
| 2008- | S. Blakeway (ACGS) | A. Cois (BGS) | A.M. Buckley (IGS) | B.A. Silao (NC) | T. Clarke (TSS) | 31.80 |
| 2009- | A. Digby (TSS) | E. Low (NC) | S.J. Greene (ACGS) | H. Hawker (TGS) | D.G. Edwards (BGS) | 32.66 |
| 2010 - | J. Gilliland (NC) | J.G.Scolaro (IGS) | B.M. Willoughby (TSS) | M. E. Pendall (ACGS) | M. J. Singer (BGS) | 31.38 |
| 2011- | J.F. O'Hanlon (NC) | L.M. Roberts (IGS) | L. Bourne (TSS) | J.B. Bailey (BGS) | N.T. Pace (BBC) | 31.29 |
| 2012- | G.J. Bell (TSS) | J. Zuill (GT) | A.E. Gibson (TGS) | A. W. Gough (BSHS) | C. Wyer (BGS) | 32.36 |
| 2013- | L. Townsend (GT) | H. Stubbs (BGS) | B.J. Oates (TGS) | M. Ng (BSHS) | J. Donovan (NC) | 32.12 |
| 2014- | Z. Stubblety-Cook (ACGS) | C. Parberry (BSHS) | R.C. Maskelyne (IGS) | M. Adi (BGS) | D. Bell (GT) | 31.36 |

50 Metre Breaststroke: Under 16

| Date | First | Second | Third | Fourth | Fifth | Time |
|-----------|--|--|---|---|---|--------------------|
| 1937-1938 | P. Marsh (BSHS) No Competition | T. Burns (NC) | J. Mcintyre (TGS) | B. Bnuce-Smith (CEGS) | L. Tedford (BBC) | 43 |
| 1939-1940 | T.J. Cottee (CEGS) D. Brown (BSHS) | D. Brown (BSHS) M. Emerson (CEGS) | K.A. Stevens (TGS) K.A. Stevens (TGS) | G.M. Darcy (GT) A. Kelly (NC) | W. Bowden (BGS) K.P. Astill (GT) | 41 3/5 40 2/5 |
| 1941-1942 | P. Stumm (CEGS) No Competition | J. Fletcher (BGS) | E.W. Munro (BBC) | G.M. D'Arcy (GT) | A. Kelly (NC) | 40 3/5 |
| 1943-1944 | N.E. Parker (CEGS) J.D. Allarson (CEGS) | R. Moynihan (BSHS) I.D. Brown (BGS) | W. Derod (BBC) P. Shaw (BBC) | B. Cahill (NC) J. Spiers (BSHS) | J. Murtha (GT) A. Clark (GT) | 40 2/5 38 2/5 |
| 1945-1947 | J.A. Baldwin (CEGS) J.R. Boast (BGS) | J.S. Mackay (BGS) R.B. Baldwin (GT) | R. Colbert (TGS) K. Free (CEGS) | K.T. Spillane (GT) T. Ellis (NC) J. Dowrie (BSHS) tie | J. Mackie (NC) | 39 3/5 40 1/5 |
| 1948-1950 | J.E. Cooley (BGS) K.G. Waller (CEGS) | A.A. Paul (CEGS) G. McKelvie (BBC) | R. Ryland (TGS) D. Kenway (GT) | W. Dunn (BSHS) P. Dunn (BGS) | P.A. Wadley (GT) R. McMillen (NC) | 39 37 9/10 |
| 1952-1953 | W. Arnold (CEGS) R.E. Foreman (BGS) | T.C. Cullinan (GT) M. Hansen (CEGS) | A. Davies (NC) J. Dunn (GT) | D.C. Street (BBC) R. Treffene (NC) | J. Howden (BGS) W. Arnold (BSHS) | 37 6/10 39 9/10 |
| 1954-1955 | J. Mocatto (CEGS) R.B. Mocatto (CEGS) | R. Marshall (IGS) P. Pincus (GT) | M. Maher (BSHS) N. Austen (TGS) | D. Owens (GT) B. Widdon (NC) | J.R. McDonald (TSS) R.I. Suggit (BGS) | 40 3/5 38 2/5 |
| 1956-1957 | B.R. MocaRa (CEGS) L. Williams (NC) | J. Priebe (TGS) D. Murphy (TGS) | J. Coman (NC) V.K. Huxley (TSS) | P. Haren (GT) A. Arnold (BGS) | B. Richardson (IGS) R. Hunt (IGS) | 38 2/5 37 4/5 |
| 1958-1959 | P.H. Crowe (GT) J. Lincoln (CEGS) | D.K. McDonald R. Stitz (IGS) | G. Carrick (NC) R. White (BGS) | - Nurcombe (BGS) A. McNaught (GT) | A. Leipnik (IGS) B. Sullivan (NC) | 38 7/10 38 2/5 |
| 1960-1961 | G. Mountseer (GT) L. Steindl (GT) | D.W.J. Glen (CEGS) T. Maher (BSHS) | G.E. Lawson (BBC) J. Geddes (TSS) | J. Cowlishaw (TSS) T. Skennar (CEGS) | K. Mackay (IGS) K. Schmidt (BGS) | 36 1/2 37 4/10 |
| 1962-1963 | C. Lyndon (BBC) A. Christensen (TSS) | D. Milburn (GT) J.M. Covacevich (BGS) | N. Martinez (NC) H. Brynar (GT) | H. Robertson (TSS) M. Emery (NC) | L.S. Cichero (BGS) M. Newell (BBC) | 37 3/10 37.8 |
| 1964-1965 | G.R. Beeston (BGS) P.A. Dixon (CEGS) | J.R. Gamsworthy (CEGS) R. Gray (BGS) | D.A. Barker (NC) I. Carfrae (BSHS) | J.N. Reitano (IGS) L.P. Cole (BBC) | R. Burrow (TSS) B. Drury (IGS) | 37.4 37.6 |
| 1966-1969 | D.G. BlackeK (BBC) P. Wilson (TSS) | N. Proctor (GT) J. Henderson (NC) | K.J. Skipper (IGS) N. Dutney (BBC) | P. Manfield (BSHS) P. Watts (BGS) | B.V. Clarke (NC) W. Frost (BSHS) | 35.1 36.6 |
| 1970-1971 | D. Mitchell (BSHS) G.R. Freeman (CEGS) | J. Ferguson (TGS) M. Anderson (NC) | G. Freeman (CEGS) D. Bellamy (BSHS) | R. Rayner (GT) N. Spike (GT) | G. Short (BGS) R. Barday (BBC) | 35.2 35.5 |
| 1972-1973 | B. Fitzwalter (BGS) G. Boneham (TSS) | A. Rogers (GT) M. Hickey (GT) | P.W. Stuart (TGS) D. Rose (BSHS) | J.R. McNamara (CEGS) G. Brazier (BGS) | J.R. Twentyman (TSS) B. Scobie (CEGS) | 35.7 33.9 |
| 1974-1975 | J. Cameron (BSHS) P. Spiro (BGS) | P. Hewitt (BGS) S. Harfis (BSHS) | A. MacMillan (CEGS) T. Smith (GT) | R. McLellan (BBC) M. Patterson (CEGS) | M. Keily (NC) A. Tonakie (NC) | 36.1 34.2 |
| 1976-1977 | L. Brazier (BGS) L. Young (TSS) | D.K. Moffatt (BBC) P. Beardmore (BGS) | A.D. Middlin (CEGS) J.T. McNamara (BSHS) | T.D. Avery (TSS) S.F. Healy (NC) | G. Law (NC) S.F. Patterson (CEGS) | 35.2 34.3 |
| 1978-1979 | J.D. Peters (BSHS) L. Leech (IGS) | M. Elmer (BGS) B. Hoskins (BSHS) | N.E. Bailey (BBC) R. Stephens (TSS) | C.E. Cornish (CEGS) C. Price (GT) | R. Fogarty (GT) P. Smith (BGS) | 35.07 33.33 |
| 1980-1981 | C.S. Williams (BSHS) B.R. Simpson (BSHS) | J.N. Bailey (BBC) N. Kelly (CEGS) | G.A. Webber (CEGS) P.W. Landy (GT) | J. Leutenegger (GT) R.J. Kahler (BGS) | B.R. Goodwin (IGS) A.R. Baker (TSS) | 33.87 32.79 |
| 1982-1983 | D. Hamilton (TGS) C.V. Tobin (BSHS) | J. Lemberg (BSHS) G.R. McKinnon (TSS) | M. Malouf (GT) J.N. Gibbons (GT) | R. Theile (BGS) A. Bowdler (NC) | C. Biue (CEGS) G.H. Monro (BGS) | 33.16 33.36 |
| 1984-1985 | S.C. Moore (CEGS) P.W. Burton (BSHS) | J.A. Bennett (BBC) R.J. Bryce (BSHS) | C.A. Forster (BSHS) A.D. Stains (TGS) | I.D. Swinton (BGS) M.J. Hutton (IGS) | C.H. Kirby (NC) B.C. Clarke (GT) | 32.92 32.43 |
| 1986-1987 | D.A. Drummond (BSHS) A. Egorov (GT) | R.L. Quinn (GT) W.W. Friese (IGS) | R.A. Hamilton (TGS) C.R. Swanson (BSHS) | D.A. Fielding (TSS) T.J. Somes (BBC) | J.M. Fenner (BGS) S.J. Conaghan (NC) | 33.46 32.35 |
| 1988-1989 | T. Staunton-Smith (BGS) S.E. Lewis (BSHS) | D.J. Wadley (GT) A.R. Lawson (BBC) | T.A. Sayer (TSS) C.J. McInemey (GT) | C. Watson (IGS) M.J. Kay (NC) | S.R. Burton (BSHS) M. Amor (TSS) | 31.11 30.74 |
| 1990-1991 | D.A. Sheehan (BSHS) M.S. Stack (NC) | D.C. Hickey (NC) J.D. Griffith (ACGS) | D.J. Downie (BGS) C.R. Swainson (BSHS) | L.J. Crowley (GT) B. Pitt (BBC) | T.B. See (ACGS) T.C. Nixon (BGS) | 31.23 33.22 |
| 1992-1993 | M.R. Chappel (GT) T.A.L. Nicholson (ACGS) | J.A. Baranoff (BGS) M.G. Tuton (GT) | S.D.S. Ouarterman (ACGS) C.J. Daley (BSHS) | J.L. Dunwoody (TSS) D.N. Faint (NC) | C.M. Dixon (TGS) D.H. Kerlin (BGS) | 32.13 31.23 |
| 1994-1995 | R.D. Harnson (ACGS) S.K.C.Y. Liew (ACGS) | T.M. Smith (BGS) P. Woodbridge (BSHS) | M.A. Hunter (NC) H.J.H. Jackson (BBC) | J.M. Carter (GT) D. Ford (IGS) | A.M. Craven (BBC) D. O'Hare (TGS) | 30.55 30.88 |
| 1996-1997 | D. Moran (BGS) B. Gourlay (TSS) | S. Snelling (TGS) J.W. McCourt (NC) | C.J. Kennedy (NC) B. Hanson (BBC) | D.J. Over (ACGS) D.J. Chin (GT) | R.A. Clarke (BBC) J. Woodgate (BGS) | 31.76 31.83 |
| 1998-1999 | M.E. Riley (BGS) B.S. Rickard (NC) | B. Mateja (IGS) D.C.M. Allen (ACGS) | M.A. Daley (NC) A. Clarke (BGS) | R. Norris (ACGS) D.C. Manderson (BBC) | B.A. Yates (TSS) S. McElroy (BSHS) | 30.29 @ 31.60 |
| 2000-2001 | G. Carroll (TSS) R. O'Neil (ACGS) | N.A. Ferris (GT) A. Brown (BGS) | P. Alyuz (BSHS) T.W.T. Jones (NC) | D.A. Pat (NC) C.T. Sprenger (GT) | Chun-Yu Kong (ACGS) C. Tickle (TSS) | 31.68 30.52 |
| 2002-2003 | C.D. Sprenger (GT) D. Brown (BGS) | W.G. Clewett (TGS) J.L. Campbell (NC) | S.A. Clarke (NC) R.I. Russell (GT) | D. Johnston (BSHS) M.O. Roe (TSS) | S. Higginbotham (TSS) D.Y. McGregor (ACGS) | 30.43 30.80 |
| 2004-2005 | G. Farquhar (BGS) C.R. Holgar (ACGS) | J.B. Tuton (GT) P. King (TGS) | A. Seeto (TSS) N.C. Dent (BBC) | T. Evans (BSHS) A. Grilanc (IGS) | S.J. Holz (ACGS) P.R. Devers (NC) | 31.08 31.26 |
| 2006-2007 | C. Fox (TSS) C.J. Griffiths (NC) | J.A. Dewhurst (BGS) W. Thomson (TSS) | H. Samuela (BSHS) A. Spence (IGS) | J.L. DiBella (GT) J.R. Cornish (GT) | L. Farmer (IGS) M.T. Giles (BGS) | 30.87 31.47 |
| 2008-2009 | N. Pregelj (TSS) A. Cois (BGS) | G. P. O'Brien (GT) B.J. Grabbe-Clare-Nazer (NC) | C.T. Lane (NC) J. Pershouse (BBC) | M.J. Evans (BGS) A.M. Buckley (IGS) | L.Allan (BBC) T. Clarke (TSS) | 31.94 31.23 |
| 2010-2011 | S.J. Greene (BGS) J.M. Gilliland (NC) | E. Low (NC) M.E. Pendall (ACGS) | T. James (BBC) J.G. Scolaro (IGS) | H. R. Hawker (TGS) B.M. Willoughby (TSS) | K. Thomson (TSS) P.R. Brittain (TGS) | 31.38 30.84 |
| 2012-2013 | D.V. Oliver (NC) L. Osborne (GT) | L. Bourne (TSS) G.J. Bell (TSS) | L.M. Roberts (IGS) A.E. Gibson (TGS) | R. Brown (ACGS) H. Craw (BGS) | N. Pace (BBC) D.L. Busch (IGS) | 32.20 30.55 |
| 2014 | L. Townsend (GT) | C.J. van der Laan (TSS) | H. Stubbs (BGS) | J. Camp (ACGS) P | .R. McNab (TGS) | 31.88 |

100 Metre Breaststroke: Open

| Date | First | Second | Third | Fourth | Fifth | Time |
|-------|-------------------------|-----------------------|-----------------------|-------------------------|------------------------|-----------|
| 1947- | J.B. Betts (BGS) | J.R. Baldwin (CEGS) | J. Dunn (TSS) | A.F. Clark (GT) | P. Capper (TGS) | 1:27 9/10 |
| 1948- | J.R. Baldwin (CEGS) | J. Dunn (BSHS) | R. Colbert (TGS) | R.B. Baldwin (GT) | W.H. Czdowz (BGS) | 1:25 1/10 |
| 1949- | R. Lehane (CEGS) | J. Cooley (BGS) | W. Dunn (BSHS) | F.F. Wadley (GT) | F. Carroll (NC) | 1:27 9/10 |
| 1950- | J.E. Cooley (BGS) | R. Lehane (CEGS) | F. Carroll (NC) | W. Thomson (BBC) | D.F. Pincus (GT) | 1:22 |
| 1952- | C. Whitehouse (CEGS) | J. Hyyppa (NC) | D.C. Kenway (GT) | R. Jackson (IGS) | G. Gibson (BGS) | 1:25 3/10 |
| 1953- | W. Amold (CEGS) | J. Hyyppa (NC) | D. Street (BBC) | C. King (BGS) | G. Sheil (TSS) | 1:23 8/10 |
| 1954- | R. Traffene (NC) | R. Kalaf (BSHS) | M. Hansen (CEGS) | J. Dunn (GT) | R.E. Foreman (BGS) | 1:24 3/10 |
| 1955- | J.H. Mocatta (CEGS) | J. Beran (GT) | R.E. Foreman (BGS) | R. Marshall (IGS) | W. Knowles (BSHS) | 1:26 9/10 |
| 1956- | J.H. Mocatta (CEGS) | R. Murray (GT) | J. Watson (NC) | R. Marshall (IGS) | R. Lawson (BBC) | 1:20 4/5 |
| 1957- | B.R. Mocatta (CEGS) | J. Watson (NC) | R. Murray (GT) | B. Richardson (IGS) | A.J. Nali (BGS) | 1:19 7/10 |
| 1958- | R.W. Noble (CEGS) | P. Williams (BBC) | P.W. Haren (GT) | V.K. Huxley (TSS) | A.J. Nali (BGS) | 1:24 2/5 |
| 1959- | M. O'Donoghue (NC) | E. Richards (GT) | P. Nurcombe (BGS) | P. Goldsmith (BSHS) | V. Huxley (TSS) | 1:24 1/5 |
| 1960- | M. O'Donoghue (NC) | J.B. Nolan (CEGS) | R. Nurcombe (BGS) | A. McNaught (GT) | V.K. Huxley (TSS) | 1:19 4/5 |
| 1961- | D. Gien (CEGS) | J. Evie (BGS) | R. Dunicombe (NC) | J. Cowlishaw (TSS) | H. McArthur (TGS) | 1:23 6/10 |
| 1962- | L. Steindl (GT) | D.W.J. Glen (CEGS) | B. Sullivan (NC) | P. Feldbusch (BBC) | T. Mather (BSHS) | 1:22 3/5 |
| 1963- | C. Lyndon (BBC) | L. Steindl (GT) | J. Geddes (TSS) | T. Maher (BSHS) | R.J. Treveltham (CEGS) | 1:19.9 |
| 1964- | J.A. Brook (CEGS) | R. McDonald (TGS) | R. Linton (BSHS) | R.M. Smith (GT) | F.G. Swanson (NC) | 1:25.2 |
| 1965- | J.M. O'Leary (GT) | J. Reitano (IGS) | P. Gartrell (BSHS) | D.A. Barker (NC) | J.A. Brook (CEGS) | 1:22.0 |
| 1968- | G.J. Reid (BGS) | R. Lukas (TGS) | A.E. Logan (CEGS) | K. Simpkins (BSHS) | J. Quinn (GT) | 1:20.0 |
| 1969- | D.G. Blackett (BBC) | N. Proctor (GT) | J. Watt (CEGS) | K. Simpkins (BSHS) | K. Slipper (IGS) | 75.5 |
| 1970- | N. Proctor (GT) | J. Henderson (NC) | P. Wilson (TSS) | K. Slipper (IGS) | W. Frost (BSHS) | 77.4 |
| 1971- | J. Ferguson (IGS) | P.A. Lacaze (CEGS) | R. Rayner (GT) | G.J. Short (BGS) | G.S. Willmott (TSS) | 77.3 |
| 1972- | D.J. Wilson (CEGS) | N.W. Martin (BGS) | S.S.B. Willmott (TSS) | M. Henderson (NC) | N. Spike (GT) | 73.9 |
| 1973- | D. Wilson (CEGS) | M. Faller (IGS) | C. Jones (GT) | D. Paratz (BGS) | G. Crammond (NC) | 73.2 |
| 1974- | G. Boneham (TSS) | M. Hickey (GT) | P. James (BSHS) | M. Castrisos (CEGS) | I. Lea (TGS) | 73.6 |
| 1975- | C. Fullagar (BSHS) | M. Castios (CEGS) | M.D. Crouch (GT) | A. Maclean (BGS) | A. Seawright (TGS) | 1:21.4 |
| 1976- | P. Spiro (BGS) | S.J. Beioley (BSHS) | C.D. Seawright (TGS) | A.R. McMillan (CEGS) | T. Smith (GT) | 71.8 |
| 1977- | C.D. Seawright (TGS) | G.A. Byram (CEGS) | T.D. Avery (TSS) | L. Brazier (BGS) | M.W. Scanlan (BSHS) | 76.2 |
| 1978- | P. Beardmore (BGS) | G.A. Breakwell (BSHS) | D.K. Moffatt (BBC) | T. Gibbons (GT) | J.J. Poliard (TSS) | 1:15.8 |
| 1979- | A.L. Haines (IGS) | N. Bailey (BBC) | N. Elmer (BGS) | G. Breakwell (BSHS) | R. Fogarty (GT) | 1:11.40 |
| 1980- | L.W. Leech (IGS) | T.R. Wiltshire (BSHS) | M. Elmer (BGS) | T. Karydiz (TGS) | C. Price (GT) | 1:11.94 |
| 1981- | B.J. Spencer (BSHS) | J.N. Bailey (BBC) | G.K. Moreton (BGS) | R.J. Hartley (TGS) | A.M. MacLachlan (TSS) | 70.77 |
| 1982- | B. Simpson (BSHS) | P. Rosengren (GT) | B. Pascoe (TGS) | L. Doorackers (IGS) | I. Browne (TSS) | 1:09.35 |
| 1983- | J.W. Lemberg (BSHS) | A.M. Browning (CEGS) | D.D. Strachan (BBC) | M.C. Malouf (GT) | H.M. Dignan (BGS) | 1:12.46 |
| 1984- | C.V. Tobin (BSHS) | D.D.W. Strachan (BBC) | R. Clarke (GT) | M.W. Blackwell (CEGS) | G.R. McKinnon (TSS) | 1:15.31 |
| 1985- | C.J. Davies (ACGS) | J.A. Bennett (BBC) | M.J. Fludder (GT) | C.A. Forster (BSHS) | G. Rogers (TSS) | 1:11.60 |
| 1986- | R.J.S. Bryce (BBC) | P.W. Burton (BSHS) | M.J. Hutton (IGS) | P.K. Murray (NC) | N.P. Hobart (TSS) | 1:10.23 |
| 1987- | R.J.S. Bryce (BBC) | D. Fielding (TSS) | J.M. Fenner (BGS) | P.L. Quinn (GT) | B.V. Clarke (TGS) | 1:08.24 |
| 1988- | A. Egorov (GT) | W.W. Friese (GT) | J.M. Fenner (BGS) | S. Conaghan (NC) | D.J. Maclean (BBC) | 1:11.17 |
| 1989- | T. Staunton-Smith (BGS) | T. Sayer (TSS) | D.J. Wadley (GT) | C.R. Watson (IGS) | S.G. Myers (BBC) | 1:07.94 |
| 1990- | S.E. Lewis (BSHS) | N.J. Rollason (GT) | M. Hobson (TGS) | M.J. Kay (NC) | A.R. Lawson (BBC) | 1:04.52 |
| 1991- | N.J. Rollason (GT) | J.R. Forster (BSHS) | R.K. Johansen (IGS) | D.J. Downie (BGS) | D.C. Hickey (NC) | 1:09.41 |
| 1992- | R.J. Tuton (GT) | J.D. Griffiths (ACGS) | T.A. Goward (BBC) | C. Swainson (BSHS) | M. Stack (NC) | 1:09.26 |
| 1993- | M.R. Chappel (GT) | C.J. Love (ACGS) | M.S. Stack (NC) | S.R. Metcalfe (BBC) | C.R. Swainson (BSHS) | 1:09.74 |
| 1994- | H.E.A. Flouch (NC) | M.G. Tuton (GT) | C.J. Love (ACGS) | C.J. Daley (BSHS) | C.R. Thomas (BGS) | 1:06.90 |
| 1995- | J.M. Winter (GT) | R.D. Harnson (ACGS) | H.E.A. Flouch (NC) | C.R. Thomas (BGS) | M.D. Thomas (TSS) | 1:05.06 |
| 1996- | J.M. Winter (GT) | R.D. Harrison (ACGS) | D. Ford (IGS) | J.G. Bujang (NC) | R. Woodbridge (BSHS) | 1:04.72 |
| 1997- | D.J. Over (ACGS) | S. Snelling (TGS) | D. Moran (BGS) | C.J. Kennedy (NC) | D. Wilson (IGS) | 1:08.67 |
| 1998- | J.W. McCourt (NC) | B. Gourlay (TSS) | D.J. Chin (GT) | R. McDonald (BSHS) | M. Riley (BGS) | 1:07.87 |
| 1999- | M. Riley (BGS) | B. Mateja (IGS) | R.J. Gordon (TSS) | M.E. Smith (NC) | R.B. Norris (ACGS) | 1:03.94 |
| 2000- | B.S. Rickard (NC) | A. Clarke (BGS) | R. Gordon (TSS) | D.C.M. Allen (ACGS) | D.C. Mandeson (BBC) | 1:07.21 |
| 2001- | S. Brodie (NC) | D. Allen (ACGS) | P. Alyuz (BSHS) | R. Chrzescijanski (IGS) | N.A. Ferris (GT) | 1:06.87 |
| 2002- | S. Brodie (NC) | R.S. O'Neil (ACGS) | A. Brown (BGS) | J. Ledgerwood (TSS) | D.M. De Luca (GT) | 1:08.35 |
| 2003- | C.D. Sprenger (GT) | W. Clewitt (TGS) | D. Johnson (BSHS) | L.R. Collins (TSS) | L. Gottke (IGS) | 1:02.82 @ |
| 2004- | L.J. Wardley (TSS) | J.L. Campbell (NC) | M. Newman (IGS) | D. Brown (BGS) | M.J. Weatherley (ACGS) | 1:07.82 |
| 2005- | G. Farquhar (BGS) | J.B. Tuton (GT) | M. Newman (IGS) | T. Evans (BSHS) | M. Ireland (TSS) | 1:03.36 |
| 2006- | M. Newman (IGS) | M. Ireland (TSS) | C.R. Holgar (ACGS) | P.G. King (TGS) | T. Evans (BSHS) | 1:07.14 |
| 2007- | J.L. DiBella (GT) | J.A. Dewhurst (BGS) | C. Fox (TSS) | J.P. Laverty (NC) | J.R. Achilles (ACGS) | 1:06.34 |
| 2008- | A.L. Cois (BGS) | J. Achilles (ACGS) | L.Wood (TSS) | C.S. Silao (NC) | J.R. Cornish (GT) | 1:08.79 |
| 2009- | B. Sykes (NC) | S.D. Blakeway (ACGS) | N. Pregelj (TSS) | M.J. Evans (BGS) | L.L. Allan (BBC) | 1:07.40 |
| 2010- | B. Sykes (NC) | S.D. Blakeway (ACGS) | A. Cois (BGS) | T. Clarke (TSS) | A. M. Buckley (IGS) | 1:06.65 |
| 2011- | B. Skyes (NC) | D.J. Brown (ACGS) | S.J. Greene (BGS) | T.B. James (BBC) | S.A. James (TGS) | 1:06.77 |
| 2012- | J.K. Mathews (NC) | M. Pendall (ACGS) | P.R. Brittain (TGS) | B.M. Willoughby (TSS) | S. Greene (BGS) | 1:08.43 |
| 2013- | L.M. Colquhoun (TSS) | J. Zuill (GT) | R. Brown (ACGS) | L.M. Roberts (IGS) | N.T. Pace (BBC) | 1:08.59 |
| 2014- | G.J. Bell (TSS) | L. Neill (GT) | C.R. Lewis (NC) | A.E. Gibson (TGS) | H. Craw (BGS) | 1:05.96 |

50 Metre Butterfly: Under 13

| Date | First | Second | Third | Fourth | Fifth | Time |
|-------|-----------------------------|-------------------------|---------------------|-----------------------|-------------------------|-------|
| 1971- | A. Wilson (BGS) | R.H. McCowan (CEGS) | S. Crocker (BBC) | M. Crouch (GT) | A. Palm (NC) | 32.7 |
| 1972- | R. Spiro (BGS) | W. Wakefield (BSHS) | B.T. Donovan (CEGS) | A. VandeVelde (GT) | P.J. McLeod (BBC) | 31.4 |
| 1973- | J. Perkins (BGS) | S. Haberman (CEGS) | M.J. Spurner (IGS) | S. Davies (BBC) | R. Logan (BSHS) | 32.00 |
| 1974- | S. Haberman (CEGS) | I. Ven Haeringen (BSHS) | T. McCawley (GT) | W. O'Leary (NC) | C. Wyllie (BGS) | 32.9 |
| 1975- | S. Moffatt (BBC) | D. Pullinger (TSS) | R. Morrison (GT) | G. Beikoff (BGS) | C. Cornish (CEGS) | 32.8 |
| 1976- | S.J. Moffatt (BBC) | R. VanderZant (BSHS) | A. Sambrook (BGS) | L. Muir (TSS) | L.W.S. Leich (IGS) | 32.2 |
| 1977- | J.W. Ardon (IGS) | L.C. Muir (TSS) | M. Xavier (BGS) | A.K. Noyes (BSHS) | T. Dodson (GT) | 32.1 |
| 1978- | B.D. Summerville (IGS) | R. Cope (BGS) | P.L. Down (BSHS) | B. Mulvihill (GT) | S.P. Gray (NC) | 32.9 |
| 1979- | J. Sieben (BSHS) | R. McDonald (GT) | B.J. Kane (TSS) | B. McCarthy (BGS) | M.A. Freeman (CEGS) | 31.59 |
| 1980- | R.S. Leighton (TSS) | G. Edwards (BSHS) | G. Hepple (TGS) | G. Boevink (NC) | B.J. Macdonald (IGS) | 33.54 |
| 1981- | M. Mastromichele (BSHS) | A.J. Kruth (BGS) | P.R. Burnie (TGS) | A.C. Scott (TSS) | X.F. Clarke (GT) | 30.47 |
| 1982- | J. Ives-Plunkett (BSHS) | R. Pym (BGS) | T. Young (IGS) | C. Davies (TGS) | C. Finlay (BBC) | 30.37 |
| 1983- | D.W. King-Christopher (TSS) | C.A. Logan (BSHS) | M.T. Lee (CEGS) | J.W. Fredencks (GT) | A.B.J. Scriven (BGS) | 28.61 |
| 1984- | A.J. Baildon (TSS) | A.J. Lobie (BSHS) | A.W. Bale (BGS) | F.H. Bentley (BBC) | C.R. Ford (TGS) | 29.74 |
| 1985- | A.J. Weston (ACGS) | P.T. Clancy (GT) | S.P. Burton (BSHS) | E.J. Nunn (IGS) | L. Maguire (NC) | 30.69 |
| 1986- | P.T. Clancy (GT) | S.E. Lewis (BSHS) | K.J. Perkins (BBC) | A.W. Nicholson (ACGS) | J.D. O'Neill (BGS) | 30.33 |
| 1987- | D.A. Sheehan (BSHS) | M. Williams (TSS) | J.M. Lee (GT) | G.J. Taylor (ACGS) | D.J. Downie (BGS) | 31.45 |
| 1988- | B.F. Martin (ACGS) | A. Dickson (NC) | M. Logan (BGS) | M.J. Stewart (GT) | P.K. Crump (BBC) | 32.63 |
| 1989- | B.O. Nothling (ACGS) | P.J. Gibson (GT) | R.S. Ch'ng (BSHS) | S.J. Hewett (BGS) | B.C. Barnes (TSS) | 30.16 |
| 1990- | D.J. Boxall (BSHS) | J.R. English (BBC) | M.J. Gordon (GT) | C. Bradshaw (TGS) | K.J. Hanna (IGS) | 30.20 |
| 1991- | J. English (BBC) | S.M. Nothing (BGS) | J.P. Hoolveld (GT) | T.M. Smith (TSS) | S.K.C.Y. Liew (ACGS) | 29.52 |
| 1992- | D.J. Holcombe (BSHS) | S. Kennedy (NC) | M.G. Sara (BBC) | C.J. Atkinson (TSS) | S.L. Rothman (BGS) | 30.53 |
| 1993- | B.J. Andersen (NC) | D.L. Scott (GT) | A.J. Harvey (BGS) | R. Cadd (IGS) | T. Unsworth-Smith (BBC) | 30.04 |
| 1994- | T.A. VanVeen (BBC) | J.W. McCourt (NC) | M. Nowland (IGS) | B.M. Sprenger (GT) | B.J. Gourlay (TSS) | 29.92 |
| 1995- | H. Leung (ACGS) | A.D. Timms (NC) | C.A. Besley (BBC) | M. Robinson (IGS) | S.T. Stewart (BGS) | 28.89 |
| 1996- | A. Tumer (TGS) | L.C. McBean (TSS) | M.R. Bowd (NC) | P.D. Rogers (BBC) | A. Hatton-Young (BGS) | 29.61 |
| 1997- | D.J. Campbell (NC) | N.A. Ferris (GT) | A. Leeder (TGS) | A. Woodgate (BGS) | Z. She (IGS) | 29.78 |
| 1998- | B.A. Dawson (NC) | S.B. Thomas (BBC) | H. Kikkawa (BGS) | J. Bovill (TGS) | S.J. Morton (GT) | 29.93 |
| 1999- | G.A. Sparrow (TSS) | L.H.M. Lyons (BBC) | A. Dickey (TGS) | J.J. McGregor (ACGS) | W. Sellars (BGS) | 29.28 |
| 2000- | J. Young (BGS) | M. Roe (IGS) | T.R. Jones (NC) | T.M. O'Shea (GT) | A.R. Carlton (BBC) | 30.23 |
| 2001- | C. Young (BGS) | A.R. Carlton (BBC) | J.B. Tuton (GT) | D.E. Murphy (NC) | S. Clyde (TGS) | 30.36 |
| 2002- | M. Rudolph (IGS) | A. Miller (BGS) | N. Whitburn (BSHS) | B.J. Donaldson (NC) | C. Close (ACGS) | 29.78 |

50 Metre Butterfly: Under 13 (Continued)

| | | | | | | |
|-------|-----------------------|--------------------|----------------------|----------------------|--------------------------|---------|
| 2003- | J.R. Bruton (TSS) | M.J. Gregory (BBC) | J. Kibby (IGS) | A. Douglas (BGS) | D.J. Hansen (GT) | 28.51 @ |
| 2004- | X. Crawford (TSS) | K.M. Tumata (NC) | J.S. Houghton (ACGS) | J.R. Cornish (GT) | T. Carlie (BSHS) | 29.22 |
| 2005- | W.T. McGahan (GT) | C.T. Lane (NC) | N. McKendry (BGS) | M. Roettler (IGS) | M.D. Jardine (ACGS) | 30.03 |
| 2006- | C. Fedrick (IGS) | L.G. Bailey (BGS) | H. Dolan (TSS) | A.G. Williams (ACGS) | S.M. O'Neill (GT) | 30.14 |
| 2007- | Z. Featherstone (TSS) | L.A. McLean (ACGS) | H. Strathdee (IGS) | A. Prasad (BSHS) | H.J. Coburn (GT) | 30.01 |
| 2008- | A. Pace (BBC) | A. Press (TSS) | M.D. Zammit (IGS) | J.A. McLoughlin (NC) | L.J. McMahon (GT) | 29.60 |
| 2009- | K. Archangeli (BGS) | P. Pavlides (BBC) | T.W. Peabody (ACGS) | C.K. Magnay (NC) | B.A. Ashcroft (BSHS) | 30.29 |
| 2010- | B. T. Lawson (TSS) | C.K. Magnay (NC) | L. M. Osbourne (GT) | J. P. McFerran (IGS) | E. J. McCorley (BGS) | 29.57 |
| 2011- | N.J. Ebzery (BGS) | M.S. Statham (TSS) | B.S. Paties (BGC) | R.A. Kelly (GT) | M.B. Head (BSHS) | 30.51 |
| 2012- | C.J. Parbery (BSHS) | J.W. Ford (IGS) | J.B. Herbert (NC) | B.J. Poon (TGS) | Z. Stubblety-Cook (ACGS) | 29.53 |
| 2013- | B.M. Carlyon (BBC) | L. Gough (BSHS) | J. Prosser (NC) | J. Lee (IGS) | F.J. Stewart (TGS) | 28.84 |
| 2014- | L.D. Byrne (BBC) | K.R. Welfare (IGS) | M. Jones (BGS) | H. Cotter (NC) | J. Taylor (ACGS) | 29.05 |

50 Metre Butterfly: Under 14

| Date | First | Second | Third | Fourth | Fifth | Time |
|-------|-----------------------------|-------------------------|------------------------|-----------------------|------------------------------|---------|
| 1964- | R.H. Fry (CEGS) | C.B. Handy (GT) | A.W. Marcovich (NC) | D.M. Ryland (BBC) | C.B. Stitz (IGS) | 34.5 |
| 1965- | G.J. Brough (TSS) | A.W. Clark (GT) | G. Short (BGS) | A.A. Hogue (CEGS) | G.P. Cameron (NC) | 32.5 |
| 1968- | D.J. Unwin (CEGS) | K. Lascelles (BSHS) | G.R. Langdon (BBC) | R. Arundell (BGS) | R. Graham (TSS) | 34.7 |
| 1969- | N. Martin (BGS) | D. Bellamy (BSHS) | D. Unwin (CEGS) | S. Masinello (NC) | M. Fitzwalter (GT) | 31.6 |
| 1970- | R. Mowen (NC) | B. Fitzwalter (GT) | L. Miller (BSHS) | G. Leather (BGS) | D. Speight (TGS) | 33.4 |
| 1971- | M. Tonelli (GT) | S. Holland (CEGS) | A.M. Reabum (TSS) | R. McCarthy (BSHS) | R.M. McGregor (BGS) | 31.7 |
| 1972- | R.H. McCowan (CEGS) | A. Wilson (BGS) | S.T. Crocker (BBC) | R. Jones (GT) | B.W. Yarrow (IGS) | 30.5 |
| 1973- | P. Spiro (BGS) | B. Donovan (CEGS) | W. Wakefield (BSHS) | A. Van de Velde (GT) | A. Mott (NC) | 29.7 |
| 1974- | J. Perkins (BGS) | D. Yarrow (IGS) | D. Moffatt (BBC) | A. Watson (NC) | J. Butler (CEGS) | 30.0 |
| 1975- | S. Haberman (CEGS) | I. Van Haeringen (BSHS) | S. Davies (TSS) | M. Maranta (GT) | C. Head (BBC) | 30.8 |
| 1976- | G. Beikoff (BGS) | D. W. Pullinger (TSS) | S. Fidler (BSHS) | C.E. Cornish (CEGS) | C.J. Powell (CEGS) | 33.6 |
| 1977- | D.R. Orbell (IGS) | J.H. Moffatt (BBC) | S.D. Fidler (BSHS) | A. Sambrook (BGS) | B.R. Cranstoun (CEGS) | 30.8 |
| 1978- | J.W. Ardrion (IGS) | M.A. Packman (BSHS) | G.J. Trotman (NC) | T. Dodson (GT) | M. Xavier (BGS) | 31.4 |
| 1979- | S. Lambert (BGS) | B. Summerville (IGS) | A. Watts (BSHS) | C. Williams (TSS) | J. McNamee (GT) | 30.45 |
| 1980- | J. Sieben (BSHS) | P.W. Hammond (TSS) | D. Trenery (TGS) | J. Bush (NC) | R. McDonald (GT) | 30.02 |
| 1981- | G. Boevink (NC) | R.J. Leighton (TSS) | S. Crane (BSHS) | M.A. Freeman (CEGS) | R.A. Cameron (BBC) | 30.88 |
| 1982- | J. Brennan (BBC) | M. Mastromichele (BSHS) | P. Burnie (TGS) | S. Moore (CEGS) | A. Kurth (BGS) | 28.91 |
| 1983- | J.S. Ives-Plunkett (BSHS) | R.D. Pym (BGS) | A.D. Sole (GT) | C.J. Finlay (BBC) | C.J. Davies (CEGS) | 28.23 |
| 1984- | D.W. King-Christopher (TSS) | C.A. Logan (BSHS) | M.T. Lee (CEGS) | J.W. Fredericks (GT) | A.B.J. Scriven (BGS) | 27.23 |
| 1985- | A.W. Bale (BGS) | T.J. Somes (BBC) | L.A. Waters (BSHS) | R.H. Gilroy (IGS) | C.R. Ford (TGS) | 30.76 |
| 1986- | A.J. Weston (ACGS) | L. Maguire (NC) | S.R. Burton (BSHS) | B.T. Arnold (BBC) | T. Staunton-Smith (BGS) | 28.89 |
| 1987- | P.T. Clancy (GT) | S.E. Lewis (BSHS) | J.D. O'Neill (BGS) | D.G. Fenton (BBC) | J.A. Molloy (NC) | 29.29 |
| 1988- | D.A. Sheehan (BSHS) | M.S. Cruickshank (BGS) | A.G. Cook (GT) | A.J. Mowbray (TSS) | T.A. Clayton (BBC) | 29.43 |
| 1989- | J.C. McAllister (ACGS) | C.R. Swainson (BSHS) | D.J. Clifford (GT) | M. Logan (BGS) | A.D. Dickson (NC) | 30.59 |
| 1990- | B.O. Nothing (BGS) | S.M. Logan (BSHS) | D.A. Dunworth (GT) | R.F. O'Rourke (TSS) | D.P. Moss (ACGS) | 28.13 |
| 1991- | D.J. Boxall (BSHS) | L.A. Wallace (GT) | C. Bradshaw (TGS) | A. Herding (IGS) | K.A. Lacin (BGS) | 28.08 |
| 1992- | J.R. English (BBC) | K.A. Lacin (BGS) | T.M. Smith (TSS) | A.J. Over (ACGS) | R. Russell (NC) | 28.50 |
| 1993- | S.C. Kennedy (NC) | D.J. Holcombe (BSHS) | M.G. Sara (BBC) | J.D. Hayward (ACGS) | A.P. Challen (BGS) | 28.35 |
| 1994- | B.J. Andersen (NC) | R.D. Scutt (GT) | R. Cadd (IGS) | A. Athanasiov (TGS) | R.A. Clarke (BBC) | 29.54 |
| 1995- | J.W. McCourt (NC) | B.M. Sprenger (GT) | B.A. Norris (ACGS) | A.T. Yates (TSS) | G. Astill (IGS) | 28.44 |
| 1996- | H. Leung (ACGS) | S. Stewart (BGS) | A.D. Timm (NC) | C.A. Besley (BBC) | B.A. Yates (TSS) | 27.87 |
| 1997- | M.R. Bowd (NC) | A. Turner (TGS) | M. English (BBC) | A. Young (BGS) | R.J. te Kloot (ACGS) | 28.96 |
| 1998- | D.J. Campbell (NC) | I. Goh (TSS) | A. Woodgate (BGS) | A. Leeder (TGS) | Z. She (IGS) | 27.21 |
| 1999- | B.A. Dawson (NC) | S.B. Thomas (BBC) | T.A. Cunningham (TSS) | R.S. O'Neil (ACGS) | H. Kikkawa (BGS) | 28.46 |
| 2000- | G. Sparrow (TSS) | L.H.M. Lyons (BBC) | W. Sellars (BGS) | C.R. Hillan (NC) | J. Johnson (IGS) | 27.91 |
| 2001- | S.A. Price (NC) | M. Holt (BSHS) | J. Young (BGS) | P.J. Gleeson (BBC) | T.M. O'Shea (GT) | 28.11 |
| 2002- | C. Young (BGS) | A.R. Carlton (BBC) | S. Clyde (TGS) | M. Lewis (BSHS) | B.F. Hutchinson (NC) | 28.78 |
| 2003- | N. Whitburn (IGS) | J.E. Lane (TSS) | B.J. Donaldson (NC) | A. Miller (BGS) | M.C. Close (ACGS) | 28.29 |
| 2004- | J.R. Bruton (TSS) | M.J. Gregory (BBC) | E.M. Barry (GT) | S. Moore (BGS) | J. Taylor (BSHS) | 27.77 |
| 2005- | X. Crawford (TSS) | D.G. Keating (NC) | J.S. Houghton (ACGS) | A. Spence (IGS) | B. Mitchell (BSHS) | 28.48 |
| 2006- | D.R. Powell (ACGS) | C.T. Lane (NC) | W.T. Schoch (BGS) | M. Roettler (IGS) | W.T. McGahan (GT) | 28.62 |
| 2007- | C. Fedrick (IGS) | B. King (TSS) | L.G. Bailey (BGS) | S.M. O'Neill (GT) | B.J. Grabbe-Clare-Nazer (NC) | 28.77 |
| 2008- | Z.J. Whenuaroa (NC) | Z. Featherstone (TSS) | C.R. Lloyd (IGS) | A.S. Prasad (BSHS) | H. Pullar (ACGS) | 27.18 |
| 2009- | A. Press (TSS) | A. T. Pace (BBC) | M. D. Zammitt (IGS) | L. M. Cronin (GT) | P. J. Soalheira (BSHS) | 28.17 |
| 2010- | M. J. Sweeney (TGS) | J. D. Whenuaroa (NC) | K. G. Archangeli (BGS) | S. B. Horton (TSS) | T. W. Peabody (ACGS) | 28.93 |
| 2011- | D.J. Richardson (TSS) | R. Brown (ACGS) | E.J. McCorley (BGS) | A.L. Haines (NC) | L.M. Osborne (GT) | 28.13 |
| 2012- | N. McCarthy (TGS) | N. Ebzery (BGS) | M.B. Canham (IGS) | D.M. McConnell (BSHS) | B.J. Clough (NC) | 28.43 |
| 2013- | J.W. Ford (IGS) | M. Adi (BGS) | C. Usher (TSS) | C. McFall (BSHS) | A. Gantimuroff (BBC) | 27.46 |
| 2014- | B.M. Carlyon (BBC) | D. Ashcroft (BSHS) | D. Gigovic (GT) | F.J. Stewart (TGS) | J.T. Prosser (NC) | 26.76 @ |

50 Metre Butterfly: Under 15

| Date | First | Second | Third | Fourth | Fifth | Time |
|-------|---------------------------|-------------------------|--------------------------|------------------------|-------------------------|-------|
| 1964- | B.R. Chambers (NC) | J.G. Sexton (GT) | D.J. Marrioh (CEGS) | J.W. Shand (TSS) | B. Bell (BSHS) | 31.5 |
| 1965- | R.M. Fry (CEGS) | C.B. Hady (GT) | D.M. Ryland (BBC) | A. Woolard (BSHS) | C. Stitz (IGS) | 32.0 |
| 1968- | A. Shean (GT) | B. McGregor (TGS) | T. Hoskin (BBC) | R. Perry (BSHS) | R.M. Ramsay (TSS) | 30.8 |
| 1969- | B. Cooper (BSHS) | R. Arundell (BGS) | G. Sanders (TGS) | R. Rayner (GT) | R. Graham (TSS) | 31.5 |
| 1970- | N. Martin (BGS) | J. Van Opdenbosch (GT) | G. Frost (BSHS) | I. Birchley (CEGS) | S. Mowen (NC) | 29.3 |
| 1971- | D.J. Unwin (CEGS) | G. Frost (BSHS) | D. Hall (NC) | A.I.K. Barbour (BBC) | G.J. Leather (BGS) | 30.7 |
| 1972- | M. Tonelli (GT) | R. McGregor (BGS) | R. McCarthy (BSHS) | S.R. Holland (CEGS) | G.B. Boneham (TSS) | 27.6 |
| 1973- | A. Wilson (BGS) | R. McCowan (CEGS) | S.J. Crocker (CEGS) | R. Jones (GT) | A. Wilson (NC) | 28.6 |
| 1974- | P. Spiro (BGS) | D. Grout (CEGS) | W. Wakefield (BSHS) | M. Crouch (GT) | P. McLeod (BBC) | 28.8 |
| 1975- | J. Perkins (BGS) | M. Spurrier (IGS) | J. Green (BSHS) | D. Moffatt (BBC) | A. Watson (NC) | 29.3 |
| 1976- | S. Habermann (BGS) | C.D. Charles (CEGS) | J. McNamara (BSHS) | S.A. Davies (TSS) | A. Phillips (NC) | 28.8 |
| 1977- | F.H. Vanderzant (BSHS) | D.W. Pullinger (TSS) | G. Beikoff (BGS) | C.E. Cornish (CEGS) | M. Green (GT) | 31.6 |
| 1978- | D.R. Orbell (IGS) | S.J. Moffatt (BBC) | F.H. Van der Zant (BSHS) | A. Sambrook (BGS) | B.R. Cranstoun (CEGS) | 28.6 |
| 1979- | M. Packman (BSHS) | J. Ardrion (IGS) | A. MacLachlan (TSS) | M. Xavier (BGS) | T. Dobson (GT) | 28.68 |
| 1980- | S. Lambert (BGS) | S.E. Clark (BSHS) | B.D. Summerville (IGS) | S.J. Burton (TSS) | J. McNamee (GT) | 28.65 |
| 1981- | J.S. Sieben (BSHS) | P.W. Hammond (TGS) | J. Bush (NC) | R.J. McDonald (GT) | R.J. Thiele (BGS) | 28.63 |
| 1982- | G. Boevink (NC) | P. Cobbin (IGS) | C. Tobin (BSHS) | R. Cameron (BBC) | R. Leighton (TSS) | 28.81 |
| 1983- | J.M. Brennan (BBC) | M. Mastromichele (BSHS) | P.R.L. Burnie (TGS) | A.J. Kurth (BGS) | X.F. Clarke (GT) | 27.60 |
| 1984- | J.S. Ives (BSHS) | R.D. Pym (BGS) | A.D. Sole (GT) | C.J. Finlay (BBC) | J.D. MacTaggart (TSS) | 28.36 |
| 1985- | D. King-Christopher (TSS) | C.A. Logan (BSHS) | A.B.J. Scriven (BGS) | M.T. Lee (ACGS) | K.T. O'Donoghue (GT) | 26.96 |
| 1986- | A.J. Baildon (TSS) | T.J. Somes (BBC) | L.A. Waters (BSHS) | D.A. Richardson (ACGS) | A. Egorov (GT) | 26.83 |
| 1987- | B.T. Arnold (BBC) | A.J. Weston (ACGS) | S.P. Burton (BSHS) | E.J. Nunn (IGS) | E.M. Power (NC) | 28.81 |
| 1988- | C.C. Hackett (TSS) | S.E. Lewis (BSHS) | D.G. Fenton (BBC) | J.D. O'Neill (BGS) | R.T. Clancy (GT) | 28.38 |
| 1989- | A.R. Vary (BSHS) | M.S. Cruickshank (BGS) | T.A. Clayton (BBC) | M. Knobel (TSS) | A.G. Cook (GT) | 27.26 |
| 1990- | J.C. McAllister (ACGS) | D.J. Clifford (GT) | C.R. Swainson (BSHS) | M. Logan (BGS) | M.S. Stack (NC) | 28.33 |
| 1991- | B.O. Nothing (BGS) | D.A. Dunworth (GT) | S.M. Logan (BSHS) | P.F. O'Rourke (TSS) | S.G. Archibald (ACGS) | 26.95 |
| 1992- | D. Boxall (BSHS) | D. Stiller (NC) | A.M. Herring (IGS) | D.C. Goward (BBC) | N.J. Marshall (ACGS) | 27.46 |
| 1993- | J.R. English (BBC) | P.D. Michael (NC) | T.M. Smith (TSS) | J.P. Hoolveld (GT) | A.J. Over (ACGS) | 26.94 |
| 1994- | S.C. Kennedy (NC) | F.J. Hutchinson (BGS) | D.J. Holcombe (BSHS) | M.G. Sara (BBC) | D.J. Hayward (ACGS) | 27.59 |
| 1995- | T. Harris (IGS) | B.J. Andersen (NC) | R.D. Scutt (GT) | A. Athanasiov (TGS) | T. Unsworth-Smith (BBC) | 27.53 |
| 1996- | J.W. McCourt (NC) | B.M. Sprenger (GT) | H. Day (BGS) | G. Astill (IGS) | A. Wallace (BSHS) | 27.54 |

50 Metre Butterfly: Under 15 (Continued)

| | | | | | | |
|-------|-----------------------|----------------------|----------------------|----------------------|------------------------|---------|
| 1997- | H. Leung (ACGS) | S. Stewart (BGS) | M.E. Smith (NC) | M. Robinson (IGS) | B.A. Yates (TSS) | 26.95 |
| 1998- | W.W.H. Dening (NC) | A. Turner (TGS) | M. Skudlarski (IGS) | J.H. Jefferies (TSS) | M. Moran (BGS) | 27.14 |
| 1999- | D.J. Campbell (NC) | A. Woodgate (BGS) | J.C. Hey (TSS) | M.J. DeAmbrosio (GT) | A. Leader (TGS) | 27.93 |
| 2000- | B.A. Dawson (NC) | S.B. Thomas (BBC) | J. Bird (TSS) | B.B. Smith (GT) | T. Beadle (BGS) | 27.33 |
| 2001- | L.H.M. Lyons (BBC) | J. McGregor (ACGS) | G. Sparrow (TSS) | R.J. Hayes (NC) | W. Sellers (BGS) | 27.34 |
| 2002- | S.A. Price (NC) | B. O'Bryan (TSS) | J. Young (BGS) | P.J. Gleeson (BBC) | J. Chandler (IGS) | 28.03 |
| 2003- | E.E. Hannant (TSS) | C. Young (BGS) | M.J. Carroll (GT) | M. Rudolph (IGS) | A.R. Carlton (BBC) | 27.75 |
| 2004- | R.C. Jovanovich (NC) | N. Whitburn (IGS) | M.C. Close (ACGS) | A. Miller (BGS) | J. Lane (TSS) | 27.00 |
| 2005- | J.R. Bruton (TSS) | S. Moore (BGS) | M.L. Wilson (NC) | P. Hawkins (BSHS) | J.A. Fairweather (BBC) | 26.86 |
| 2006- | X. Crawford (TSS) | J.S. Houghton (ACGS) | T.J. James (BBC) | K.R. Hindmarsh (NC) | A. Spence (IGS) | 27.85 |
| 2007- | D.R. Powell (ACGS) | W.T. Schoch (BGS) | W.T. McGahan (GT) | C.T. Lane (NC) | R. Smith (TGS) | 26.82 |
| 2008- | H.B. Taylor (BSHS) | Z. Dalby (ACGS) | C.M. Raven (IGS) | B. Wilmott (NC) | A. Mills (BBC) | 27.47 |
| 2009- | Z. J. Whenuaroa (NC) | A. Digby (TSS) | H. J. Pullar (BGS) | A. S. Prasad (BSHS) | C. R. Lloyd (IGS) | 26.09 @ |
| 2010- | A. Press (TSS) | D. S. Timbs (TGS) | J. M. Gilliland (NC) | A. T. Pace (BBC) | M. E. Pendlall (ACGS) | 26.91 |
| 2011- | C.F. Fasala (IGS) | M.J. Sweeney (TGS) | B.A. Ashcroft (BSHS) | S.P. Goodwin (TSS) | P.J. Pavlides (BBC) | 26.62 |
| 2012- | D.J. Richardson (TSS) | L. Osborne (GT) | A.I. Haines (NC) | E. McCorley (BGS) | J.A. Cornwell (IGS) | 27.41 |
| 2013- | B.N. McCarthy (TGS) | J. Camp (ACGS) | D. McConnell (BSHS) | N. Ebzery (BGS) | M.B. Canham (IGS) | 26.64 |
| 2014- | M. Adi (BGS) | J.W. Ford (IGS) | C. Parberry (BSHS) | C.W. Cox (NC) | A. Gantimuroff (BBC) | 27.14 |

50 Metre Butterfly: Under 16

| Date | First | Second | Third | Fourth | Fifth | Time |
|-------|------------------------|------------------------|-------------------------|---------------------------|------------------------|---------|
| 1961- | N. Reynolds (CEGS) | M. Chagoury (NC) | R. Fingleton (GT) | J. Potts (TSS) | G. Dunne (BGS) | 29 3/10 |
| 1962- | D. Milburn (GT) | H. Robertson (TSS) | J.W. Krimmer (CEGS) | P. Vaughan (BBC) | J. Lipscomb (NC) | 31 1/5 |
| 1963- | G. Rayner (BSHS) | A. McLeod (BGS) | P. Lockhart (TSS) | M. Newell (BBC) | B. Zavattaro (NC) | 30.5 |
| 1964- | R. Birch (BSHS) | H.H. Parkyn (BBC) | W.F. Luya (CEGS) | D.A. Cusack (GT) | E. Wellington (TSS) | 29.9 |
| 1965- | D.J. Marriott (CEGS) | C. McLaughlin (BSHS) | J.G. Sexton (GT) | J.W. Shand (TSS) | M. Robson (BGS) | 30.7 |
| 1968- | N. Proctor (GT) | K.P. McGregor (TGS) | L. Heathcote (BSHS) | G.W. Miller (BBC) | G.T. Harridge (BGS) | 29.5 |
| 1969- | A. Shean (CEGS) | B. Carothers (BSHS) | T. Hoskin (BBC) | P. Ramsay (TSS) | L. Sampson (NC) | 29.9 |
| 1970- | B. Cooper (BSHS) | R. Rayner (GT) | G. Sanders (IGS) | R. Graham (TSS) | J. De La Cruz (NC) | 29.8 |
| 1971- | N.W. Madin (BGS) | D. Bellamy (BSHS) | G. Sanders (TGS) | I.N. Birchley (IGS) | R. Devlin (GT) | 28.8 |
| 1972- | D.J. Unwin (CEGS) | D. McGovern (TGS) | G. Frost (BSHS) | G. Leather (BGS) | W. Fisher (GT) | 29.4 |
| 1973- | M. Tonelli (GT) | S. Holland (CEGS) | R. McGregor (BGS) | G. Boreham (TSS) | W. Mill (BSHS) | 27.7 |
| 1974- | A. Wilson (BGS) | R. McGowan (CEGS) | C. Going (BBC) | M. Wolter (NC) | B. Yarrow (IGS) | 28.7 |
| 1975- | R. Spiro (BGS) | D. Grout (CEGS) | W. Wakefield (BSHS) | B. Abrahams (GT) | P. Fryer (BBC) | 27.5 |
| 1976- | J. Perkins (BGS) | D. Atkins (BSHS) | D.B. Joseph (BBC) | M.J. Spurrier (IGS) | A. Harrison (NC) | 29.6 |
| 1977- | S. Habermann (BGS) | G.K. Orbell (IGS) | C.D. Charles (CEGS) | I.A. Van Haeringen (BSHS) | C.R. Head (BBC) | 28.1 |
| 1978- | M. Green (GT) | G.R. Seawright (TGS) | J.D. Peters (BSHS) | G. Beikoff (BGS) | C.J. Williams (CEGS) | 30.56 |
| 1979- | D. Orbell (IGS) | S. Moffatt (BBC) | F. Van der Zant (BSHS) | M. Giantord (BGS) | P. Denham (GT) | 27.82 |
| 1980- | M.A. Packman (BSHS) | J.W. Ardon (IGS) | M. Agnew (NC) | A.J. Waddell (BBC) | M. Xavier (BGS) | 27.15 |
| 1981- | S.J. Lambed (BGS) | P.A. Scheib (TSS) | C.A. Parkyn (BSHS) | S.A. Lisle (TGS) | J.J. McNamee (GT) | 27.35 |
| 1982- | J. Sieben (BSHS) | R. Hammond (IGS) | J. Bush (NC) | R. McDonald (GT) | R. Theile (BGS) | 27.03 |
| 1983- | C.V. Tobin (BSHS) | G. Boevink (NC) | R.A. Cameron (BBC) | G.J. Hepple (IGS) | M.R. Magnusson (CEGS) | 28.16 |
| 1984- | J.M. Brennan (BBC) | D.J. Armstrong (BSHS) | S. Dalton (GT) | P.R.L. Burnie (TGS) | K.N. Van As (CEGS) | 26.80 |
| 1985- | P.W. Budon (BSHS) | R.D. Pym (BGS) | A.D. Sole (GT) | B. Van Der Zee (IGS) | N.R. Magnusson (ACGS) | 27.92 |
| 1986- | A.B.J. Scriven (BGS) | J.W. Fredericks (GT) | B.V. Clarke (TGS) | A.J. Bales (IGS) | P.A. Stone (BBC) | 27.84 |
| 1987- | A. Baildon (TSS) | D.A. Richardson (ACGS) | A. Egorov (GT) | T.J. Somes (BBC) | L.A. Waters (BSHS) | 26.49 |
| 1988- | J.G. Emblin (BGS) | A.J. Weston (ACGS) | B.T. Arnold (BBC) | D.A. Newbery (BSHS) | E. Nunn (IGS) | 28.16 |
| 1989- | S.E. Lewis (BSHS) | C.C. HackeH (TSS) | J.D. O'Neill (BGS) | D.G. Fenton (BBC) | C.J. McInerney (GT) | 27.22 |
| 1990- | A.R. Vary (BSHS) | M.S. Cruickshank (BGS) | D.J. Collins (GT) | G.J. Taylor (ACGS) | T.A. Clayton (BBC) | 26.13 |
| 1991- | J.C. McAllister (ACGS) | M.S. Stack (NC) | C.R. Swainson (BSHS) | A.R. Rollason (GT) | D.J. Best (IGS) | 27.91 |
| 1992- | S. Logan (BSHS) | B.O. Nothing (BGS) | D.A. Dunworth (GT) | P.F. O'Rourke (TSS) | S.G. Archibald (ACGS) | 26.38 |
| 1993- | D.J. Boxall (BSHS) | B.C. Glide (NC) | M.J. Gordon (GT) | C.E. Bradshaw (TGS) | N.J. Marshall (ACGS) | 26.82 |
| 1994- | J.R. English (BBC) | P.D. Michael (NC) | S.M. Nothing (BGS) | A.J. Over (ACGS) | J.P. Hoolveld (GT) | 26.33 |
| 1995- | P.D. Micheal (NC) | S.K.C.Y. Liew (ACGS) | F.J. Hutchison (BGS) | M. Mason (IGS) | G. Waiker (TGS) | 26.80 |
| 1996- | C.G. Sullivan (NC) | T. Harris (IGS) | R.D. Scuih (GT) | T. Unsworth-Smith (BBC) | S. Snelling (TGS) | 27.29 |
| 1997- | J.W. McCoult (NC) | G. Astill (IGS) | H. Day (BGS) | A. Rouse (BBC) | A. Wallace (BSHS) | 26.52 |
| 1998- | H. Leung (ACGS) | M.E. Smith (NC) | S. Stewan (BGS) | J. Tuxford (TGS) | M.D. Howadh (BBC) | 26.57 |
| 1999- | A. Turner (TGS) | W.W.H. Dening (NC) | T.R. Veitch (BBC) | M. Skudlarski (IGS) | M. Moran (BGS) | 26.95 |
| 2000- | D.J. Campbell (NC) | A. Woodgate (BGS) | D.T. Martell (ACGS) | A. Seward (TSS) | P. Alyuz (BSHS) | 26.73 |
| 2001- | R. Atkinson (TSS) | B.A. Dawson (NC) | A.J. Hosking (BBC) | B.B. Smith (GT) | M. Lowry (BGS) | 26.84 |
| 2002- | R.J. Hayes (NC) | L. Lyons (BSHS) | J. Johnson (IGS) | J.J.C. McGregor (ACGS) | A.R. Dickey (TGS) | 27.16 |
| 2003- | S.A. Price (NC) | B. O'Bryan (TSS) | M. Black (IGS) | J.R. Crunkhorn (GT) | J.H. Juhasz (ACGS) | 27.21 |
| 2004- | E. Hannant (TSS) | | M.J. Carroll (GT) | M. Rudolph (IGS) | H.R. Clentsmith (ACGS) | 27.36 |
| 2005- | C. Young (BGS), tie | | | | | |
| 2005- | T. McKendry (BGS) | R. Webber (IGS) | M.C. Close (ACGS) | M. Brooks (BSHS) | J. Lane (TSS) | 27.12 |
| 2006- | M.A. Kressibucher (GT) | J.R. Bruton (TSS) | S.H. Moore (BGS) | M. Dunne (NC) | C.S. Dunne (NC) | 26.57 |
| 2007- | B.J. Walkington (NC) | X. Crawford (TSS) | J.S. Houghton (ACGS) | N.J. Rider (GT) | A. Spence (IGS) | 26.91 |
| 2008- | D. Powell (ACGS) | W.T. Schoch (BGS) | W.T. McGahan (GT) | C. Dreghorn (TSS) | C. Fedrick (IGS) | 26.47 |
| 2009- | H. B. Taylor (BSHS) | C. M. Raven (IGS) | Z. T. Dalby (ACGS) | B. Wilmott (NC) | J. A. Saunders (BGS) | 26.21 |
| 2010- | Z. J. Whenuaroa (NC) | H. J. Pullar (BGS) | T. Law (BBC) | M. A. Windsor (GT) | A. A. Bogicevic (ACGS) | 26.09 |
| 2011- | A.F. Press (TSS) | J.M. Gilliland (NC) | M.E. Pendlall (ACGS) | N.W. Traves (BGS) | B. Corry (BBC) | 26.04 @ |
| 2012- | C.F. Fasala (IGS) | M.J. Sweeney (TGS) | R. Brown (ACGS) | S.P. Goodwin (TSS) | N. McGinley (BGS) | 26.26 |
| 2013- | D. J. Richardson (TSS) | J.A. Cornwell (IGS) | L. Osborne (GT) | D. Parker (NC) | C.M. Watkins (BBC) | 26.37 |
| 2014- | J. Camp (ACGS) | C. Usher (TSS) | D. McConnell (BSHS) tie | M.B. Canham (IGS) | B.S. Paties (BBC) | 26.96 |

100 Metre Butterfly: Open

| Date | First | Second | Third | Fourth | Fifth | Time |
|-------|--------------------------|--------------------------|-----------------------|---------------------|----------------------|----------|
| 1961- | B. Munro (CEGS) | P. McMahon (NC) | J. Fenwick (BGS) | M. Oley (GT) | A. Long (TSS) | 1.6 7/10 |
| 1962- | N.W. Reynolds (CEGS) | M. Oley (GT) | J. McMahon (NC) | H. Robinson (TSS) | G. Lawson (BBC) | 1.5 4/5 |
| 1963- | N.W. Reynolds (CEGS) | R. Dunne (BSHS) | H. Robedson (TSS) | D. Milburn (GT) | P. Vaughan (BBC) | 1.8.8 |
| 1964- | G. Rayner (BSHS) | T.M. Eriksen (CEGS) | P.E. Lockhan (TSS) | P. Dixon (TGS) | M.R. Newell (BBC) | 1.10.9 |
| 1965- | R. Birch (BSHS) | J.M. Covacevich (BGS) | D.A. Cusack (GT) | W.F. Luya (CEGS) | P.E. Lockhart (TSS) | 1.6.4 |
| 1966- | G.E. Shod (BGS) | R.H. Fry (CEGS) | D.M. Forster (BBC) | P.N. Nolan (NC) | K. Sandison (BSHS) | 65.5 |
| 1969- | G. Brough (TSS) | G. Short (BGS) | K. McGregor (TGS) | N. Proctor (GT) | D. Rylance (BBC) | 61.1 |
| 1970- | A. Shean (CEGS) | N. Proctor (GT) | B. Carothers (BSHS) | T. Hoskin (BBC) | R. Ramsay (TSS) | 64.1 |
| 1971- | J. Van Opendenbosch (GT) | A. Shean (BSHS) | R. Hutton (BGS) | G.R. Langdon (BBC) | A.R. Clarke (IGS) | 64.3 |
| 1972- | N.W. Madin (BGS) | J. Van Opendenbosch (GT) | D.J. Wilson (CEGS) | G.R. Padridge (TGS) | K. Lascelles (BSHS) | 62.2 |
| 1973- | J. Van Opendenbosch (GT) | D. Wilson (CEGS) | C. Crozier (CEGS) | G. Leather (BGS) | D. McGovern (TGS) | 63.1 |
| 1974- | M. Tonelli (GT) | N. Kemp (CEGS) | R. McGregor (BGS) | G. Boneham (TSS) | C. Green (BBC) | 60.0 |
| 1975- | C. Going (BBC) | N. Kemp (CEGS) | A. Wilson (BGS) | M. Crouch (GT) | J. Potts (BSHS) | 1.06.2 |
| 1976- | R. Spiro (BGS) | W. Wakefield (BSHS) | S.K. Payne (IGS) | D.W. Griut (CEGS) | A. Van de Velde (GT) | 62.8 |
| 1977- | D.J. Atkins (BSHS) | J. Perkins (BGS) | M.J. Spurrier (IGS) | A.G. Thomson (BBC) | C.D. Seawright (TGS) | 65.2 |
| 1978- | S. Habermann (BGS) | G.K. Orbell (IGS) | D.J. Atkins (BSHS) | G.A. Byram (CEGS) | C.R. Head (BBC) | 1.02.6 |
| 1979- | G. Orbell (IGS) | D. Waterworth (BSHS) | G. Beikoff (BGS) | C. Comish (CEGS) | M. Gordon (TSS) | 1.03.16 |
| 1980- | S.J. Moffah (BBC) | F.H. Van der Zant (BSHS) | A.M. MacLachlin (TSS) | L.W. Leech (IGS) | A. Sambrook (BGS) | 1.02.52 |
| 1981- | M.A. Packman (BSHS) | A.M. McLachlan (TSS) | J.W. Ardon (IGS) | G. Trotman (NC) | M.A. Xavier (BGS) | 59.02 |
| 1982- | S. Clark (BSHS) | S. Lambed (BGS) | A. MacLachlan (TSS) | B. Mulvihill (GT) | S. Lisle (TGS) | 58.77 |
| 1983- | J.S. Sieben (BSHS) | R.J. McDonald (GT) | B.J. Kane (TSS) | G.S. Jones (BGS) | R.W. Hammond (TGS) | 56.24 |

100 Metre Butterfly: Open (Continued)

| | | | | | | |
|-------|-------------------------|------------------------|----------------------|-------------------------|-----------------------|---------|
| 1984- | R.A. Cameron (BBC) | A.B. Tennant (BSHS) | G.J. Heppie (TGS) | P.J. Cobbin (IGS) | L.J. Crisp (TSS) | 1.00.78 |
| 1985- | D.J. Ammstrong (BSHS) | R.A. Cameron (BBC) | X.F. Clarke (GT) | M.J. Mooney (IGS) | A.J. Kurth (BGS) | 58.71 |
| 1986- | X.F. Calrke (GT) | P.W. Burton (BSHS) | J.C. Stevens (BBC) | M.G. Harrison (TGS) | B.A. Conaghan (NC) | 58.89 |
| 1987- | C.A. Logan (BSHS) | A.B.J. Scriven (BGS) | M.T. Lee (ACGS) | J.W. Fredericks (GT) | R.J.S. Bryce (BBC) | 1.00.45 |
| 1988- | A.J. Baildon (TSS) | D.J. Helgeson (BGS) | J.W. Fredericks (GT) | D.A. Richardson (ACGS) | M. Gallen (NC) | 56.20 |
| 1989- | J.C. Cooper (BSHS) | D.J. Helgeson (BGS) | M.K. Fredericks (GT) | A.J. Weston (ACGS) | N.M. Kerr (NC) | 56.91 |
| 1990- | J.C. Cooper (BSHS) | C.C. Hackett (TSS) | C.B. Wnght (NC) | J.D. O'Neill (BGS) | C.J. McInerney (GT) | 57.11 |
| 1991- | C.C. Hackett (TSS) | R.K. Lyndon (GT) | D.R. Bitmead (IGS) | T. Clayton (BBC) | C.J. Meadmore (BGS) | 58.83 |
| 1992- | J.C. McAllister (ACGS) | B.C. Hiddlestone (BBC) | C. Swainson (BSHS) | D.J. Clifford (GT) | S. Nash (NC) | 59.31 |
| 1993- | B.O. Nothling (BGS) | D.A. Dunworth (GT) | S.M. Nash (NC) | P.F. O'Rourke (TSS) | J.D. Griffiths (ACGS) | 58.49 |
| 1994- | B.O. Nothling (BGS) | G.P. Kleinbans (NC) | M.J. Gordon (GT) | N.J. Marshall (ACGS) | C. Bradshaw (TGS) | 57.77 |
| 1995- | J.R. English (BBC) | A.J. Over (ACGS) | S.M. Nothling (BGS) | J.M. Winter (GT) | D.G. Smith (NC) | 56.72 |
| 1996- | J.M. Winter (GT) | P.D. Michael (NC) | F. Hutchison (BGS) | S.K.C.Y. Liew (ACGS) | R. Cadd (IGS) | 58.42 |
| 1997- | S.C. Kennedy (NC) | P. Brosgarth (GT) | G. Heidke (TGS) | T. Harris (IGS) | J. Wheeler (ACGS) | 57.27 |
| 1998- | J.V. Santacaterina (NC) | R. Brosgarth (GT) | G. Heidke (TGS) | A.R. Rouse (BBC) | A. Wah-Judi (TSS) | 58.93 |
| 1999- | H. Leung (ACGS) | G. Heidke (TGS) | M.E. Smith (NC) | S. Stewart (BGS) | P.A. Bures (GT) | 57.96 |
| 2000- | M.E. Smith (NC) | P.A. Bures (GT) | M. Riley (BGS) | A. Turner (TGS) | M. Szkudlarski (IGS) | 57.86 |
| 2001- | D.J. Campbell (NC) | S.B. Thomas (BBC) | J. Bird (TSS) | P. Alyuz (BSHS) | R. Beynon (IGS) | 58.16 |
| 2002- | J. Bird (TSS) | S.B. Thomas (BBC) | M. Lowry (BGS) | C.R. Hillan (NC) | B.B. Smith (GT) | 56.50 |
| 2003- | L. Brodie (NC) | J. Turnham (IGS) | L.J. Wardley (TSS) | B.B. Smith (GT) | A. Dickey (TGS) | 57.65 |
| 2004- | M. Rock (TSS) | K.M. Richardson (NC) | M. Black (IGS) | T.M. Dunworth (GT) | R.A. Hayes (BBC) | 56.73 |
| 2005- | M. Rock (TSS) | J. Hoek (IGS) | M.J. Carroll (GT) | N.S. Geva (ACGS) | M. Walter (BSHS) | 56.61 |
| 2006- | A. Brown (TSS) | J. Hoek (IGS) | B.J. Donaldson (NC) | T.M. McKendry (BGS) | J.C. Houghton (ACGS) | 57.82 |
| 2007- | S.H. Moore (BGS) | J. Doolan (TSS) | E.M. Barry (GT) | H. Samuela (BSHS) | K.R. Hindmarsh (NC) | 57.83 |
| 2008- | J. Doolan (TSS) | L.G. Slattery (IGS) | B.J. Walkington (NC) | D.B. Palmer-Given (BGS) | N.J. Rider (GT) | 56.84 |
| 2009- | C. Fedrick (IGS) | E. J. McKendry (BGS) | R. Pavoni (TSS) | L. Nattman (BSHS) | W. T. McGahan (GT) | 57.29 |
| 2010- | C. Fedrick (IGS) | A. Cois (BGS) | B. Wilmott (NC) | A. S. Prasad (BSHS) | B. King (TSS) | 55.62@ |
| 2011- | H.J. Pullar (BGS) | Z.J. Whenuaroa (NC) | D.S. Timbs (TGS) | L.W. Percy (TSS) | A.S. Prasad (BSHS) | 57.34 |
| 2012- | A.F. Press (TSS) | Z.J. Whenuaroa (NC) | D.S. Timbs (TGS) | J. Mills (BBC) | M. Pentall (ACGS) | 57.77 |
| 2013- | B.L. Ashby (TSS) | M. Kwong (IGS) | M.J. Sweeney (TGS) | S.G. Kawale (IGS) | L. Neill (GT) | 57.86 |
| 2014- | D.J. Richardson (TSS) | J.A. Cornwell (IGS) | L. Osborne (GT) | D. Parker (NC) | C.M. Watkins (BBC) | 56.23 |

200 Metre Freestyle: Under 13

| Date | First | Second | Third | Fourth | Fifth | Time |
|--------|-------------------------|------------------------|-----------------------|-------------------------|------------------------|-----------|
| 1971- | R. McCowan (CEGS) | B. Bendeich (BGS) | M. Crouch (GT) | S. Crocker (BBC) | J. Cameron (BSHS) | 2.23.6 |
| 1972- | R. Bendeich (BGS) | A. Van de Velde (GT) | S. Harris (BSHS) | P.J. McLeod (BBC) | M. C. Patterson (CEGS) | 2.20.5 |
| 1973- | G. Bendeich (BGS) | R. Morrison (GT) | C. Charles (CEGS) | P. Stock (BSHS) | B.R. Langlands (IGS) | 2.22.5 |
| 1974- | R. Morrison (GT) | G. Byram (CEGS) | C. Wylie (BGS) | I. Van Haeringen (BSHS) | R. Brandon (BBC) | 2.25.4 |
| 1975- | R. Morrison (GT) | J. Hooper (BSHS) | S. Moffatt (BBC) | M. Hoey (BGS) | D. Pullinger (TSS) | 2.19.3 |
| 1976- | L. Hogg (BSHS) | A. Sambrook (BGS) | S.J. Moffatt (BBC) | S.L. Muir (TSS) | D.W. Parsons (IGS) | 2.17.1 |
| 1977- | L.C. Muir (TSS) | J.W. Ardon (IGS) | R.D. Victor (TGS) | M. Xavier (BGS) | R. Sydes (GT) | 2.17.6 |
| 1978- | R. Cope (BGS) | C.L. Miller (BSHS) | S.J. Burton (TSS) | S.P. Gray (NC) | L.Q. Doorackers (IGS) | 2.19.6 |
| 1979- | H. Steel (BSHS) | B. Kane (TSS) | G. Trenerry (TGS) | A. Smith (BGS) | W. Mortensen (GT) | 2.16.74 |
| 1980- | A. Scott (TSS) | D. Booth (BSHS) | M.W. Blackwell (CEGS) | R. Swinton (BGS) | G. Hepple (TGS) | 2.25.67 |
| 1981- | J.M. Brennan (BBC) | S.C. Moore (CEGS) | A.C. Scott (TSS) | X.F. Clarke (GT) | S.N. Ponton (IGS) | 2.14.94 |
| 1982- | J. Ives-Plunkett (BSHS) | J. Plumber (IGS) | S. Gane (BGS) | J. Fredericks (GT) | L. Haywood (NC) | 2.10.85 |
| 1983- | C.A. Logan (BSHS) | J.W. Fredericks (GT) | M.T. Lee (CEGS) | D.J. Watts (TGS) | M. Boevink (NC) | 2.07.18 |
| 1984- | T. Cronshaw (BGS) | A. Egorov (BSHS) | D.J. MacLean (BBC) | A.J. Baildon (TSS) | C.R. Ford (TGS) | 2.11.39 |
| 1985- | J.C. Cooper (BSHS) | J.A. McKeering (NC) | J.C. Seymour (ACGS) | C.P. Watson (IGS) | A.L.J. Cross (BGS) | 2.13.68 |
| 1986- | K.J. Perkins (BBC) | C.R. Patterson (BSHS) | M.J. Buhal (NC) | C.J. McInerney (GT) | A.W. Nicholn (ACGS) | 2.14.23 |
| 1987- | K.D. Eldridge (BSHS) | R.K. Lyndon (GT) | M.J. Keamey (NC) | T.D. Waggott (BGS) | A. Mowbray (TSS) | 2.11.40 |
| 1988- | M. Logan (BGS) | M.J. Stewart (GT) | B.F. Martin (ACGS) | S.K. Ch'ng (BSHS) | B.C. Hiddlestone (BBC) | 2.19.32 |
| 1989- | S.M. Logan (BSHS) | A.H. Flasks (ACGS) | P.J. Tuton (GT) | A.J. Baranoff (BGS) | P.F. O'Rourke (TSS) | 2.12.65 |
| 1990- | D.J. Boxall (BSHS) | M.J. Gordon (GT) | N.J. Marshall (ACGS) | A.E. Detrick (BBC) | A.M. Herring (IGS) | 2.14.01 |
| 1991- | C.R. Thomas (BGS) | L.M. Richmond (ACGS) | T.V.D. Walker (TSS) | G.M. Steggall (GT) | M.J. Roland (NC) | 2.16.46 |
| 1992- | S. Kennedy (NC) | A.P. Challen (BGS) | S.K.C.Y. Liew (ACGS) | T. Sheehan (BSHS) | M.G. Sara (BBC) | 2.04.56 |
| 1993- | P. R. Court (NC) | T. Harris (IGS) | D.J. Over (ACGS) | M.A. English (BBC) | D.J.D. Thomson (BGS) | 2.18.76 |
| 1994- | W.B. Guthrie (GT) | R.W. Coote (NC) | M.Q.G. Bell (BGS) | A.T. Yates (TSS) | K.T.M. Playford (BBC) | 2.04.49 @ |
| 1995- | M.E. Smith (NC) | B.J. Norris (ACGS) | G.R. Davies (BBC) | M.R. Macann (GT) | N. Gourgaud (IGS) | 2.11.34 |
| 1996- | M.R. Bowd (NC) | W. Britton (BGS) | M.J. English (BBC) | S.W. Eckstein (TSS) | B.C. Scoble (GT) | 2.15.02 |
| 1997- | E. Hinschen (IGS) | R.G. Barker (NC) | L. Stanton (BGS) | R.J. Atkinson (TSS) | M.X. Callanan (GT) | 2.15.83 |
| 1998- | A.J. Hutchinson (NC) | T.L. Cunningham (TSS) | N.R. Sprenger (GT) | T. Beadle (BGS) | S. Metyard (IGS) | 2.10.87 |
| 1999- | L.H.M. Lyons (BBC) | G.S. Sparrow (TSS) | D. Johnston (BSHS) | A. Thompston (IGS) | A. Dickey (TGS) | 2.13.02 |
| 2000- | S. James (BGS) | R.P. Freney (NC) | D. Linde (IGS) | B.L. Wheldon (ACGS) | R.I. Russell (GT) | 2.13.46 |
| 2001- | D. Linde (IGS) | S.M. Sprenger (GT) | E. Hannant (TSS) | B.F. Hutchinson (NC) | S. Clyde (TGS) | 2.07.12 |
| 2002- | J.A. Amberger (NC) | M. Newmann (IGS) | T. McKendry (BGS) | A. Turnbull (GT) | J.C. Houghton (ACGS) | 2.11.54 |
| 2003- | S. Moore (BGS) | E.M. Barry (GT) | J. Kibby (IGS) | M.L. Wilson (NC) | J. Taylor (BSHS) | 2.12.26 |
| 2004- | T.L. James (BBC) | J. Bailey (TSS) | R.R. Ryan (NC) | J.S. Houghton (ACGS) | D. Young (BGS) | 2.12.02 |
| 2005- | N. McKendry (BGS) | A.J. Hughes (NC) | D.R. Powell (ACGS) | G.P. O'Brien (GT) | J. Britton (IGS) | 2.13.94 |
| 2006- | H.B. Taylor (ACGS) | T.G. Sprenger (GT) | A. Digby (TSS) | A.J. Mills (BBC) | Z.A. Taylor (NC) | 2.07.70 |
| 2007- | A. Digby (TSS) | L.A. McLean (ACGS) | J.M. Gilliland (NC) | A.B. Gibson (BBC) | H. Strathdee (IGS) | 2.06.32 |
| 2008- | J.T. Pye (IGS) | J.A. McLoughlin (NC) | L.Percy (TSS) | D.L. Matthews (BSHS) | J.P. Pugh (BGS) | 2.12.65 |
| 2009 - | C. F. Fasala (IGS) | K. G. Archangeli (BGS) | B. A. Ashcroft (BSHS) | P. Pavlides (BBC) | M. P. Jones (NC) | 2.09.90 |
| 2010- | B. Lawson (TSS) | J. T. Seawright (GT) | C.R. Lewis (NC) | T.C. Rull (BSHS) | J.P. McFerran (IGS) | 2.11.26 |
| 2011- | B.J. Oates (TGS) | B.N. McCarthy (NC) | O.J. Pye (IGS) | H.W. Stubbs (ACGS) | M.S. Stratham (TSS) | 2.10.22 |
| 2012- | E. Mitchell (BBC) | C.R. McFaul (BSHS) | B.J. Poon (TGS) | J.D. Brazier (NC) | M. Petersen (BGS) | 2:09.86 |
| 2013- | L. Gough (BSHS) | T.J. Wilson (TGS) | B. Wang (BGS) | W. Ellis (NC) | W. Harris (ACGS) | 2:08.52 |
| 2014- | H. Cotter (NC) | C. Smith (ACGS) | M. Jones (BGS) | D.S. Reilly (TGS) | J. Somerville (BBC) | 2:10.43 |

200 Metre Freestyle: Under 14

| Date | First | Second | Third | Fourth | Fifth | Time |
|-------|---------------------------|---------------------|-----------------------|-----------------------|----------------------|---------|
| 1964- | D.M. Rylance (BBC) | C.B. Stitz (IGS) | A.J. Holland (CEGS) | A. Woolard (BSHS) | M.D. Mowen (NC) | 2.30.8 |
| 1965- | G.J. Brough (TSS) | G. Reid (BGS) | G. Feuerrigal (BSHS) | K.J. Sanderson (CEGS) | J.A. Quinn (GT) | 2.23.8 |
| 1968- | S. Smith (BSHS) | G.R. Langdon (BBC) | P.F. Raward (TSS) | W.D. Gardiner (IGS) | G.J. Sanders (TGS) | 2.23.4 |
| 1969- | S. Smith (BSHS) | N. Manin (BGS) | R. Devlin (GT) | D. Unwin (CEGS) | R. Reaburn (TSS) | 2.17.3 |
| 1970- | G. Leather (BGS) | L. Miller (BSHS) | B. Fitzwalter (GT) | D. Speight (TGS) | R. Mowen (NC) | 2.23.1 |
| 1971- | M. Tonelli (GT) | S. Holland (CEGS) | A.M. Reaburn (TSS) | P. Monroe (BSHS) | R.M. McGregor (BGS) | 2.13.7 |
| 1972- | R.H. McCowan (CEGS) | A. Wilson (BGS) | R. Jones (GT) | S.J. Crocker (BBC) | J. Cameron (BSHS) | 2.16.7 |
| 1973- | R. Thams (BGS) | B. Donovan (CEGS) | M. Crouch (GT) | S. Harris (BSHS) | P.J. McLeod (BBC) | 2.13.3 |
| 1974- | G. Bendeich (BGS) | M. Spurrier (IGS) | P. Stock (BSHS) | C. Johnson (GT) | J. Butler (CEGS) | 2.18.0 |
| 1975- | W. Greenhalgh (TSS) | T. McCawley (GT) | J. McNamara (BSHS) | C. Charles (CEGS) | C. Wylie (BGS) | 2.13.0 |
| 1976- | J. Hooper (BSHS) | G.R. Seawnght (TGS) | R. Morrison (GT) | I. Simpson (BGS) | D.W. Pullinger (TSS) | 2.14.1 |
| 1977- | L.P. Hogg (BSHS) | A. Sambrook (BGS) | S.L. Muir (TSS) | L.W.S. Leech (IGS) | N. O'Hare (GT) | 2.14.2 |
| 1978- | D.S. Frail (TSS) | S.J. Major (BSHS) | D.S. Verrenkamp (IGS) | T. Dobson (GT) | R.D. Victor (TGS) | 2.17.7 |
| 1979- | S. Clark (BSHS) | R. Cope (BGS) | A. Dietz (TSS) | J. Hamilton (NC) | B. Mulvihill (GT) | 2.09.32 |
| 1980- | H.W. Steel (BSHS) | G.D. Trenerry (TGS) | D.J. Mills (TSS) | T. Smith (BGS) | A.G. Woods (BBC) | 2.16.33 |
| 1981- | G. Goodall (BSHS) | S. O'Driscoll (NC) | R.B. Swinton (BGS) | M.A. Freeman (CEGS) | R.J. Leighton (TSS) | 2.11.55 |
| 1982- | J. Brennan (BBC) | C. Forster (BSHS) | S. Moore (CEGS) | X. Clarke (GT) | S. Ponton (IGS) | 2.09.37 |
| 1983- | J.S. Ives-Plunkett (BSHS) | J.R. Plummer (IGS) | S.R. Gane (BGS) | A.M. O'Donoghue (GT) | J.R. Reeve (CEGS) | 2.04.38 |

200 Metre Freestyle: Under 14 (Continued)

| | | | | | | |
|--------|------------------------|--------------------------|------------------------|------------------------|-----------------------|-----------|
| 1984- | C.A. Logan (BSHS) | M.T. Lee (CEGS) | J.G. Plummer (IGS) | P.L. Quinn (GT) | A.B.J. Scriven (BGS) | 2:02.44 |
| 1985- | T. Cronshaw (BGS) | W.W. Friese (IGS) | D.J. Maclean (BBC) | M.J. Gallen (NC) | D.R. Bodman (GT) | 2:08.87 |
| 1986- | J. C. Cooper (BSHS) | E.J. Nunn (IGS) | J.A. McKeering (NC) | J.C. Seymour (ACGS) | A.L.J. Cross (BGS) | 2:08.22 |
| 1987- | K.J. Perkins (BBC) | C.R. Patterson (BSHS) | M.J. Buhaj (NC) | D.J.G. Little (BGS) | C.J. Mcinerery (GT) | 2:10.92 |
| 1988- | R.K. Lyndon (GT) | K.D. Eldndge (ACGS) | A.J. Mowbray (TSS) | J.R. Forster (BSHS) | M. Keamey (NC) | 2:06.20 |
| 1989- | B.C. Hiddlestone (BBC) | M.J. Stewart (GT) | J.C. McAllister (ACGS) | M. Logan (BGS) | N. Harrold (IGS) | 2:08.72 |
| 1990- | B.O. Nothing (BGS) | P.J. Gibson (GT) | A.H. Flaskas (ACGS) | R.M. Collie (BSHS) | D.J. Norms (NC) | 2:09.73 |
| 1991- | K.A. Lacies (BGS) | J.D. Padis (BSHS) | B.J. Dittmar (NC) | M.J. Gordon (GT) | N.J. Marshall (ACGS) | 2:11.72 |
| 1992- | M. Roland (NC) | K.A. Lacies (BGS) | L.M. Richmond (ACGS) | T.V.D. Walker (TSS) | G.M. Stegall (GT) | 2:02.01 |
| 1993- | S.C. Kennedy (NC) | N.B. Baird (BSHS) | M.G. Sara (BBC) | M.D. Thomas (TSS) | S.K.C.Y. Liew (ACGS) | 2:01.51 @ |
| 1994- | PR. Court (NC) | J. Wheeler (ACGS) | D.C. Berndt (BGS) | T. Harris (IGS) | A. Flores (TGS) | 2:10.41 |
| 1995- | W.B. Guthrie (GT) | S.T. Talbot-Cameron (NC) | A.T. Yates (TSS) | M.Q.G. Bell (BGS) | D.J. Taylor (ACGS) | 2:02.25 |
| 1996- | M.E. Smith (NC) | G.R. Davies (BBC) | M.R. Macann (GT) | G.T. Scarce (TSS) | B.J. Norris (ACGS) | 2:07.31 |
| 1997- | L.C. McBean (TSS) | M.R. Bowd (NC) | D. Muller (BBC) | W. Briton (BGS) | D. Patterson (IGS) | 2:04.78 |
| 1998- | E. Hinschen (IGS) | I. Goh (TSS) | R.G. Barker (NC) | L. Stanton (BGS) | C.T. Gamaut (GT) | 2:07.30 |
| 1999- | A.J. Hutchinson (NC) | N.R. Sprenger (GT) | T.A. Cunningham (TSS) | T. Beadle (BGS) | R.S. O'Neil (ACGS) | 2:03.19 |
| 2000- | D. Johnston (BSHS) | C. Partridge (TSS) | A. Thompson (IGS) | L.M.H. Lyons (BBC) | S.A. Clarke (NC) | 2:02.16 |
| 2001- | S. James (BGS) | J. Chandler (IGS) | R.P. Freney (NC) | A.P. Dillon (GT) | H. Moncrieff (TSS) | 2:05.10 |
| 2002- | D. Linde (IGS) | E. Hannant (TSS) | S.M. Sprenger (GT) | A.R. Carlton (BBC) | B.F. Hutchinson (NC) | 2:02.24 |
| 2003- | W.H. Han (TSS) | J.A. Amberger (NC) | M. Newman (IGS) | C.B. Massie (ACGS) | T. McKendry (BGS) | 2:05.25 |
| 2004- | H. Samuela (BSHS) | C.H. Morrison (ACGS) | E.M. Barry (GT) | J. Moorfoot (TSS) | D.R. Price (NC) | 2:04.04 |
| 2005- | B.J. Walkington (NC) | J. Bailey (TSS) | T.L. James (BBC) | H.W. Simmonds (ACGS) | D. Young (BGS) | 2:03.47 |
| 2006- | E.J. McKendry (BGS) | H. Perkins (TSS) | G.P. O'Brien (GT) | D.R. Powell (ACGS) | A.J. Hughes (NC) | 2:07.04 |
| 2007- | M. Larkin (BGS) | H.B. Taylor (ACGS) | T.G. Sprenger (GT) | A.J. Mills (BBC) | Z.A. Taylor (NC) | 2:03.34 |
| 2008- | A. Digby (TSS) | H.W. Strathdee (IGS) | H. Pullar (ACGS) | K.J. Donaldson (NC) | L.A. Walker (BGS) | 2:07.15 |
| 2009 - | J. T. Pye (IGS) | A. T. Pace (BBC) | J. A. McLoughlin (NC) | J. Van Nieuwburg (TSS) | D. L. Matthews (BSHS) | 2:06.42 |
| 2010 - | C.F. Fasala (IGS) | S.B. Horton (TSS) | P.V. Oliver (NC) | P.J. Soalheira (ACGS) | R.J. Parker (BSHS) | 2:04.20 |
| 2011 - | J.T. Seawright (GT) | T.C. Rull (BSHS) | J.R. Neilsen (TSS) | J.P. McFerran (IGS) | M.A. Carleton (ACGS) | 2:06.05 |
| 2012- | B.J. Oates (TGS) | J. Taylor (ACGS) | J.T. Scully (IGS) | M.S. Statham (TSS) | B.I. Jason (NC) | 2:02.72 |
| 2013- | E.R. Mitchell (BBC) | J. Lello (BSHS) | C. Usher (TSS) | S.J. Dobbie (TGS) | J. Herbert (NC) | 2:03.31 |
| 2014- | L. Gough (BSHS) | T.J. Wilson (TGS) | M.J. Osborn (TSS) | S.A. Coombes (NC) | W. Harris (ACGS) | 2:04.72 |

200 Metre Freestyle: Under 15

| Date | First | Second | Third | Fourth | Fifth | Time |
|--------|--------------------------|--------------------------|------------------------|------------------------|-----------------------|-----------|
| 1964- | B.R. Chambers (NC) | C. McLaughlin (BSHS) | B. McMahan (GT) | D.J. Marriott (CEGS) | B.J. Mecklem (BGS) | 2:19.9 |
| 1965- | D.M. Rylance (BBC) | A.J. Holiand (CEGS) | M.C. Beatty (NC) | S. Beaver (BGS) | A. Woolard (BSHS) | 2:21.2 |
| 1968- | B. McGregor (TGS) | A. Shean (GT) | T. Hoskin (BBC) | C.J. Brookes (CEGS) | B. Carothers (BSHS) | 2:16.8 |
| 1969- | B. Cooper (BSHS) | G.R. Langdon (BBC) | R. Arundell (BGS) | P. Raward (TSS) | R. Rayner (GT) | 2:11.7 |
| 1970- | J. Ven Opendenbosch (GT) | S. Smith (BSHS) | N. Madin (BGS) | D. Unwin (CEGS) | P. Lalor (NC) | 2:07.7 |
| 1971 - | G. Frost (BSHS) | D.J. Unwin (CEGS) | G.J. Leather (BGS) | C. Jones (GT) | D. Speight (TGS) | 2:14.8 |
| 1972- | M. Tonelli (GT) | S.R. Holland (CEGS) | P. Monroe (BSHS) | A.M. Reabum (TSS) | R. McGregor (BGS) | 2:09.8 |
| 1973- | R. Jones (GT) | R. Beneich (BGS) | R. McCowan (CEGS) | M. Steel (BSHS) | S.J. Crocker (BBC) | 2:12.4 |
| 1974- | R. Bendeich (BGS) | B. Donovan (CEGS) | M. Crouch (GT) | S. Harris (BSHS) | C. Farr (TGS) | 2:11.1 |
| 1975- | D. Atkins (BSHS) | G. Bendeich (BGS) | C. Seawright (TGS) | A.G. Thompson (BBC) | G. Byram (CEGS) | 2:11.3 |
| 1976- | W. Greenhalgh (TSS) | T. McCawley (GT) | G.A. Byram (CEGS) | M. Malley (BSHS) | P. Beardmore (BGS) | 2:08.00 |
| 1977- | J.M. Hooper (BSHS) | G.R. Seawright (TGS) | R. Morrison (GT) | D.W. Pullinger (TSS) | M. Hoey (BGS) | 2:11.5 |
| 1978- | F.H. Van der Zant (BSHS) | A. Sambrook (BGS) | L.C. Muir (TSS) | T. Karydis (TGS) | M. Dann (GT) | 2:09.6 |
| 1979- | D.S. Frail (TSS) | T. Dobson (GT) | G. Trotman (NC) | B. Nagel (BSHS) | A. Lee (CEGS) | 2:11.23 |
| 1980- | S.E. Clark (BSHS) | A.D. Dietz (TSS) | S. Chapman (BGS) | B. Mulvihill (GT) | B.D. Summerville (NC) | 2:04.88 |
| 1981 - | J.L. Lemberg (BSHS) | G.D. Trenerry (TGS) | A.J. Smith (BGS) | A.G. Woods (BBC) | D.J. Mills (TSS) | 2:04.87 |
| 1982- | T. Halliday (BSHS) | L. Crisp (TSS) | G. Hepple (TGS) | B. McDonald (IGS) | S. Driscoll (NC) | 2:00.80 |
| 1983- | J.M. Brennen | C.A. Forster (BSHS) | S.N. Ponton (IGS) | K.N. Van As (CEGS) | S. Gillespie (NC) | 2:01.27 |
| 1984- | J. R. Plummer (IGS) | S.R. Gane (BGS) | P.W. Burton (BSHS) | A.M.O'Donoghue (GT) | G.J. Davies (CEGS) | 2:03.81 |
| 1985- | C.A. Logan (BSHS) | P.L. Quinn (GT) | M.T. Lee (ACGS) | J.M. Fenner (BGS) | R.J. Godbolt (IGS) | 2:00.57 |
| 1986- | T. Cronshaw (BGS) | M.J. Gallen (NC) | M.J. Fredencks (GT) | W.W. Friese (IGS) | F.H. Bently (BBC) | 2:05.07 |
| 1987- | J.C. Cooper (BSHS) | J.A. McKeening (NC) | E.J. Nunn (IGS) | A.L.J. Cross (BGS) | W.D. Fredericks (GT) | 2:03.80 |
| 1988- | C.C. HackeH (TSS) | K.J. Perkins (BBC) | S.E. Lewis (BSHS) | M.J. Buhai (GT) | D.J.G. Little (BGS) | 2:03.21 |
| 1989- | A.R. Vary (BSHS) | R.K. Lyndon (GT) | K.D. Eldridge (ACGS) | M.S. Cruickshank (BGS) | M.J. Kearney (NC) | 2:00.02 |
| 1990- | B.C. Hiddlestone (BBC) | M.J. Stewart (GT) | J.C. McAllister (ACGS) | M. Logan (BGS) | A.A. Jordan (BSHS) | 2:01.23 |
| 1991- | P.J. Gibson (GT) | R.O. Nothing (BGS) | A.H. Flaskas (ACGS) | R.M. Collie (BSHS) | T.R. Neylan (NC) | 2:05.61 |
| 1992- | T.A.L. Nicholson (ACGS) | D. Boxall (BSHS) | D. Stiller (NC) | C.R. Mowbray (TSS) | K.J. Hanna (IGS) | 1:59.59 |
| 1993- | R.A. Powells (BSHS) | L.M. Richmond (ACGS) | M.J. Roland (NC) | S.A. Cleghorn (BBC) | T.V.D. Walker (TSS) | 2:00.85 |
| 1994- | S.C. Kennedy (NC) | N.B. Baird (BSHS) | M.G. Sara (BBC) | M.D. Thomas (TSS) | A.R. Challen (BGS) | 1:59.56 |
| 1995- | R.D. Brosgarth (NC) | J. Wheeler (ACGS) | D.C. Berndt (BGS) | R.S. Brough (GT) | R.A. Clarke (BBC) | 2:01.66 |
| 1996- | W.B. Guthrie (GT) | D.M. Bush (NC) | M. Bell (BGS) | P.F. McCallum (TSS) | K.T.M. Playford (BBC) | 2:01.00 |
| 1997- | S.A. Bright (NC) | G. Davies (BBC) | M. Riley (BGS) | M.R. Macann (GT) | N. Gourgaud (IGS) | 2:01.12 |
| 1998- | L.C. McBean (TSS) | R.P.S. McDonald (NC) | D.C. Muller (BBC) | W. Briton (BGS) | C. Mackay (ACGS) | 1:59.89 |
| 1999- | E. Hinschen (IGS) | I. Goh (TSS) | B. Capell (BSHS) | L. Stanton (BGS) | R.G. Barker (NC) | 2:05.71 |
| 2000- | N.R. Sprenger (GT) | A.J. Hutchinson (NC) | T. Cunningham (TSS) | M. Lowrey (BGS) | C.M. Perkins (BBC) | 1:57.47 |
| 2001- | L. Brodie (NC) | D. Johnston (BSHS) | D.S.C. Cramb (BBC) | A. Thompson (IGS) | G. Sparrow (TSS) | 2:01.76 |
| 2002- | S. James (BGS) | J. Chandler (IGS) | A.P. Dillon (GT) | J.H. Juhasz (ACGS) | H. Moncrieff (TSS) | 2:01.22 |
| 2003- | D. Linde (IGS) | E.E. Hannant (TSS) | B.F. Hutchinson (NC) | M. Dewhurst (BGS) | S.M. Sprenger (GT) | 1:58.68 |
| 2004- | D.J. van Velden (BBC) | B.J. Donaldson (NC) | B.J. McKendry (BGS) | S. Davies (TSS) | J.C. Houghton (ACGS) | 1:57.22 @ |
| 2005- | J. Moorfoot (TSS) | E.M. Barry (GT) | N. Johnson (NC) | H. Samuela (BSHS) | M.J. Allen (BBC) | 2:00.01 |
| 2006- | T.J. James (BBC) | J. Bailey (TSS) | B.J. Walkington (NC) | H.W. Simmonds (ACGS) | N.J. Rider (GT) | 2:00.19 |
| 2007- | G.P. O'Brien (GT) | E.J. McKendry (BGS) | D.R. Powell (ACGS) | H. Perkins (TSS) | C.W. Gray (NC) | 2:00.59 |
| 2008- | H.B. Taylor (BSHS) | Z. Dalby (ACGS) | Z.A. Taylor (BSHS) | O.M. Raven (IGS) | B. King (TSS) | 2:01.83 |
| 2009 - | Z. Featherstone (TSS) | R. Eugster (NC) | H. J. Pullar (BGS) | C. J. Breakwell (BSHS) | H. W. Strathdee (IGS) | 1:58.98 |
| 2010 - | J.A. McLoughlin (NC) | D. L. Matthews (BSHS) | B. M. Willoughby (TSS) | D. S. Timbs (TGS) | M. E. Pendall (ACGS) | 2:03.45 |
| 2011 - | C.F. Fasala (IGS) | S.B. Horton (TSS) | D.V. Oliver (NC) | P.C. Mills (BGS) | G.D. Windsor (GT) | 2:00.18 |
| 2012- | J.P. McFerran (IGS) | T.C. Rull (BSHS) | J. Seawright (GT) | C.R. Lewis (NC) | M. Carleton (ACGS) | 2:01.40 |
| 2013- | B.J. Oates (TGS) | L. Townsend (GT) | J. Taylor (ACGS) | B. Jason (NC) | J.T. Scully (IGS) | 2:00.73 |
| 2014- | C. McFaul (BSHS) | Z. Stubblety-Cook (ACGS) | B.J. Clarke (TGS) | A. Gantimuroff (BBC) | B.J. Woolf (NC) | 2:03.05 |

200 Metre Freestyle: Under 16

| Date | First | Second | Third | Fourth | Fifth | Time |
|-------|----------------------|---------------------|---------------------|----------------------|---------------------|-----------|
| 1937- | J. Stuart (TGS) | J. Petemman (IGS) | J. Hall (CEGS) | L. Hoey (BBC) | D. Arnold (BGS) | 2:54 1/5 |
| 1939- | R.A. McGregor (CEGS) | T. McGrath (NC) | R.J. Grant (GT) | I. Hinwood (BBC) | G.J. Stuart (TGS) | 2:49 |
| 1940- | A. Davidson (CEGS) | I.A. Hinwood (BBC) | G.M. D'Arcy (GT) | S.R. Leggo (BGS) | I. Smith (BSHS) | 2:49 1/5 |
| 1941- | R. Mactaggart (CEGS) | J.K. Abbott (BGS) | E. Ouilty (GT) | D. Hodges (NC) | S.G. Dnver (TGS) | 2:40 |
| 1943- | I. Wright (CEGS) | W. Hinder (CEGS) | A. Hunter (BSHS) | J.B. Hutchings (BGS) | G.W. Tweedale (BBC) | 2:55 3/5 |
| 1944- | G.J. Bendeick (CEGS) | I.D. Brown (BGS) | D. Clouston (TSS) | G.M. Card (TGS) | R. Johnson (BSHS) | 2:43 4/5 |
| 1946- | T.W. Eady (TSS) | T. Jones (BSHS) | R. Ferner (CEGS) | F.R. Sullivan (GT) | R. Ashley (TGS) | 2:42 2/5 |
| 1947- | J.R. Boast (BGS) | R.N. Gale (CEGS) | R. Hogarth (BSHS) | M. Trenney (TGS) | L.E. Wruck (GT) | 2:46 3/10 |
| 1948- | K. Potts (BSHS) | M.W. Cameron (CEGS) | M. Crittenden (TSS) | T.A. Hickey (GT) | N.R. Smith (BBC) | 2:42 7/10 |
| 1949- | D.O. Mason (CEGS) | K. Wacker (BGS) | R. Vorpapel (TGS) | D. Bird (BBC) | B. Deignan (NC) | 2:35 4/10 |
| 1950- | H.A. Weld (GT) | D. Quinn (BSHS) | B.B. Noel (CEGS) | P. Hobler (BBC) | W. Bourke (NC) | 2:31 8/10 |
| 1952- | C.J. Weld (GT) | W. Arnold (CEGS) | J. McCarthy (NC) | J. Quinn (BGS) | W.R. Raymond (TGS) | 2:27 |
| 1953- | D.E. Palm (BBC) | B. Hawlins (CEGS) | N.M. Cooke (GT) | L.W. Sherlock (TSS) | R. Newman (BSHS) | 2:31 7/10 |
| 1954- | R. Anderson (GT) | A. Sharpe (IGS) | T. Cichero (BGS) | J. O'Brien (NC) | R. Simmonds | 2:53 2/5 |

200 Metre Freestyle: Under 16 (Continued)

| | | | | | | |
|--------|-----------------------|-------------------------|------------------------|---------------------------|------------------------|-----------|
| 1955- | B. Buggy (GT) | M. Barwick (NC) | M.R. Hooper (CEGS) | R. Delmodès (BBC) | A. Wall (BGS) | 2:37 9/10 |
| 1956- | P. Eriksen (CEGS) | D. McCarthy (BBC) | J. Shay (NC) | A. Fingleton (GT) | P. Beal (BGS) | 2:21 1/5 |
| 1957- | K. Fredericks (NC) | V.K. Huxley (TSS) | J. Dunsdon (GT) | R.C. Wippell (CEGS) | N. Potts (BGS) | 2:24 4/5 |
| 1958- | E.B. Richards (GT) | N. Bomford (NC) | F. Graham (BBC) | G.H. Miller (CEGS) | A. Jordan (TSS) | 2:27 |
| 1959- | J. Fingleton (GT) | F. Graham (BBC) | A. Board (CEGS) | R. Beaver (BGS) | R. Stitz (IGS) | 2:19 3/5 |
| 1960- | T. McMahon (NC) | G. Mountseer (GT) | A.E.S. Board (CEGS) | C. Leagh-Murray (BGS) | R.S. Gregory (BBC) | 2:19 4/5 |
| 1961- | N. Reynolds (CEGS) | J. Potts (TSS) | R. Fingleton (GT) | G. Dunne (BGS) | G. Ellwood (NC) | 2:11 3/10 |
| 1962- | H. Robertson (TSS) | D. Milbum (TSS) | P.G. Mitchell (CEGS) | R. Morgan (BSHS) | J.A. Thorpe (BGS) | 2:17 9/10 |
| 1963- | A. McLeod (BGS) | G. Rayner (BSHS) | P.J.D. Mearès (CEGS) | A. Lough (TSS) | J.C. Dixon (IGS) | 2:18 |
| 1964- | R. Birch (BSHS) | R.N. Sweetman (CEGS) | T.A. Lipscomb (NC) | G.E. Handley (BGS) | R.E. Gregory (BBC) | 2:17.8 |
| 1965- | D.J. Lloyd (CEGS) | G.L. Gardiner (NC) | B.F. McMahon (GT) | C. McLaughlin (BSHS) | P.F. Maloney (TSS) | 2:17.1 |
| 1968- | B. Fisher (GT) | K. Nyberg (BSHS) | K.R. McGregor (TGS) | B.J. Martin (BGS) | R.R. Frail (TSS) | 2:14.5 |
| 1969- | A. Shean (CEGS) | B. McGregor (TGS) | B. Carothers (BSHS) | R. Frail (TSS) | T. Hoskin (BBC) | 2:13.2 |
| 1970- | B. Cooper (BSHS) | R. Devlin (GT) | R. Graham (TSS) | R. Graham (TSS) | R. Magoffin (CEGS) | 2:03.9 |
| 1971- | N.W. Martin (BGS) | S. Smith (BSHS) | R. Devlin (GT) | R. Lalor (NC) | M.F. Bolt (TSS) | 2:05.2 |
| 1972- | G. Frost (BSHS) | D.J. Unwin (CEGS) | C. Webb (BGS) | C. Jones (GT) | D.J. Speight (TGS) | 2:10.0 |
| 1973- | R. Jones (GT) | R. Bendeick (BGS) | R. McCowan (CEGS) | M. Steele (BSHS) | S. Crocker (BBC) | 2:12.4 |
| 1974- | D. Oswin (BGS) | R. Jones (GT) | R. McCowan (CEGS) | M. Steel (BSHS) | S. Crocker (BBC) | 2:06.8 |
| 1975- | S. Harris (BSHS) | R. Bendeich (BGS) | M. Van de Velde (GT) | B. Donovan (CEGS) | P. Hickey (TSS) | 2:08.7 |
| 1976- | D. Atkins (BSHS) | G. Bendeich (BGS) | V.D. Prince (CEGS) | A.G. Thomson (BBC) | C. Johnson (GT) | 2:09.0 |
| 1977- | T. McCawley (GT) | W. Greehalgh (TSS) | R. Beardmore (BGS) | I.A. Van Haeringen (BSHS) | R.B. Brandon (BBC) | 2:07.2 |
| 1978- | G.R. Seawright (TGS) | L.R. Hogg (BSHS) | R. Morrison (GT) | M. Hoey (BGS) | S.L. Muir (TSS) | 2:08.4 |
| 1979- | L. Hogg (BSHS) | A. Sambrook (BGS) | L.C. Muir (TSS) | L. Leech (IGS) | R. Duncan (NC) | 2:05.54 |
| 1980- | T. Dobson (GT) | S.J. Major (BSHS) | A.G. Lee (CEGS) | J.W. Ardron (IGS) | R.D. Victor (TGS) | 2:06.54 |
| 1981- | S.E. Clark (BSHS) | A.D. Dietz (TSS) | B. Mulvihill (GT) | A. Woodward (NC) | S.C. Chapman (BGS) | 2:01.91 |
| 1982- | J. Lemberg (BSHS) | G. Trenerry (TGS) | A. Smith (BGS) | A. Woods (BBC) | B. Kane (TSS) | 2:01.04 |
| 1983- | T.E. Halliday (BSHS) | M.C. O'Brien (GT) | L.J. Crisp (TSS) | G.J. Hepple (TGS) | B.J. MacDonald (IGS) | 2:05.41 |
| 1984- | D.J. Armstrong (BSHS) | J.M. Brennan (BBC) | X.E. Clarke (GT) | A.J. Kurth (BGS) | K.N. Van As (CEGS) | 1:58.53 |
| 1985- | C.R. Mellin (IGS) | A.D. Sole (GT) | A.I. Cribb (BGS) | B. Clatworthy (BSHS) | R.C. Macknish (ACGS) | 2:03.37 |
| 1986- | C.A. Logan (BSHS) | R.L. Quinn (GT) | C. Mitchell (NC) | E.D. Barry (ACGS) | R.J. Godbolt (IGS) | 1:56.87 |
| 1987- | M.K. Fredericks (GT) | T. Cronshaw (BGS) | M.J. Gallen (NC) | F.H. Bently (BBC) | W.W. Friese (IGS) | 2:01.67 |
| 1988- | J.C. Cooper (BSHS) | J. McKeering (NC) | D.J. Sayer (TSS) | E. Nunn (IGS) | W.D. Fredericks (GT) | 1:59.60 |
| 1989- | K.J. Perkins (BBC) | T.W. Penrose (TSS) | D.J.G. Little (BGS) | S.E. Lewis (BSHS) | A.A. Clarke (IGS) | 1:59.36 |
| 1990- | D.A. Sheehan (BSHS) | R.K. Lyndon (GT) | K.D. Eldridge (ACGS) | J.A. Charlesworth (NC) | D.R. Bitmead (IGS) | 1:57.30 |
| 1991- | B. Hiddlestone (BBC) | M.J. Stewart (GT) | M. Logan (BGS) | J.C. McAllister (ACGS) | A.A. Jordan (BSHS) | 2:00.34 |
| 1992- | B.O. Nothling (BGS) | T. Mahony (NC) | P.J. Gibson (GT) | A.H. Flaskas (ACGS) | R. Collie (BSHS) | 1:59.35 |
| 1993- | D.J. Boxall (BSHS) | N.J. Marshall (ACGS) | P.W. Stokes (BBC) | J.S. Turnbull (GT) | D.N. Faint (NC) | 1:57.16 |
| 1994- | R.A. Powells (BSHS) | L.M. Richmond (ACGS) | S.M. Nothling (BGS) | M.J. Roland (NC) | G.M. Steggall (GT) | 1:57.57 |
| 1995- | S.C. Kennedy (NC) | M.G. Sara (BBC) | D. Holcombe (BSHS) | D.W. Guthrie (GT) | S.R. Cox (ACGS) | 1:56.16 |
| 1996- | P. Brogarth (GT) | J.B. Santacaterina (NC) | J. Wheeler (ACGS) | A. Athanasiov (TGS) | R.A. Clarke (BBC) | 1:58.02 |
| 1997- | W.B. Guthrie (GT) | R.W. Coote (NC) | M. Bell (BGS) | R.F. McCallum (TSS) | D.W. Shand (ACGS) | 1:57.97 |
| 1998- | S.A. Bright (NC) | G.T. Scarce (TSS) | G.R. Davies (BBC) | R. Melloy (BGS) | S.C. Turnbull (GT) | 2:00.54 |
| 1999- | L.C. McBean (TSS) | C.J. Nasato (NC) | C.T. Mackay (ACGS) | S. McElroy (BSHS) | R. Church (IGS) | 1:58.88 |
| 2000- | E. Hinschen (IGS) | L. Stanton (BGS) | B. Capell (BSHS) | G.H. Clayton (NC) | M. Turnock (TSS) | 2:04.29 |
| 2001- | N.R. Sprenger (GT) | A. Martin (BBC) | A.J. Hutchinson (NC) | T. Cunningham (TSS) | T. Beadle (BGS) | 1:55.86 @ |
| 2002- | A. Thompson (IGS) | D. Johnston (BSHS) | L. Brodie (NC) | A.R. Dickey (TGS) | C.M. Perkins (BBC) | 1:58.16 |
| 2003- | S. James (BGS) | J. Chandler (IGS) | D.C. Ritchie (TSS) | K.M. Richardson (NC) | A.P. Dillon (GT) | 1:58.97 |
| 2004- | E. Hannant (TSS) | D. Linde (IGS) | C. Clarke (BSHS) | S.M. Sprenger (GT) | B.F. Hutchinson (NC) | 1:56.36 |
| 2005- | D.J. Van Velden (BBC) | T. McKendry (BGS) | S. Davies (TSS) | B.J. Donaldson (NC) | B. Freese (IGS) | 2:00.72 |
| 2006- | N.R. Johnston (NC) | J. Moorfoot (TSS) | E.M. Barry (GT) | A.J. Douglas (BGS) | H. Samuela (BSHS) | 1:58.01 |
| 2007- | N.R. Johnston (NC) | J. Bailey (TSS) | H.W. Simmonds (ACGS) | T.J. Thomas (BBC) | N.J. Rider (GT) | 1:56.89 |
| 2008- | G.P. O'Brien (GT) | E.J. McKendry (BGS) | D.Powell (ACGS) | K.Logan (IGS) | L.Thompson (TSS) | 1:55.90 |
| 2009 - | H. B. Taylor (BSHS) | Z. A. Taylor (NC) | A. J. Mills (BBC) | T. Clarke (TSS) | Z. T. Dalby (ACGS) | 1:58.54 |
| 2010- | A. Digby (TSS) | R. Eugster (NC) | O. J. Breakwell (BSHS) | H. J. Pullar (BGS) | J. P. Merrilees (ACGS) | 2:01.14 |
| 2011- | R.C. Gerlach (ACGS) | M.J. Mincham (TSS) | J.A. McLoughlin (NC) | W.H. Lane (TGS) | J.W. Mills (BBC) | 2:00.49 |
| 2012- | C.F. Fasala (IGS) | S.B. Horton (TSS) | M.H. Kwong (NC) | P. Mills (BBC) | G. Windsor (GT) | 1:57.36 |
| 2013- | J.A. Parrish (TSS) | S. Young (BGS) | J. Seawright (GT) | C. Lewis (NC) | M. Carleton (ACGS) | 1:57.94 |
| 2014- | E.R. Mitchell (BBC) | L. Townsend (GT) | C. Usher (TSS) | W. Walsh (ACGS) | J.T. Scully (IGS) | 1:58.32 |

200 Metre Freestyle: Open (New Event, 1978)

| Date | First | Second | Third | Fourth | Fifth | Time |
|--------|-----------------------|----------------------|------------------------|-------------------------|------------------------|-----------|
| 1978- | D.J. Atkins (BSHS) | G.K. Orbell (IGS) | T. McCawley (GT) | G.A. Byram (CEGS) | R. Beardmore (BGS) | 2:05.00 |
| 1979- | R. Nagel (BSHS) | G. Orbell (IGS) | M. Green (GT) | S. Muir (TSS) | R. Milroy (BGS) | 2:04.50 |
| 1980- | L.R. Hogg (BSHS) | A. Sambrook (BGS) | R. Duncan (NC) | L.W. Leech (IGS) | S.G. Watson (TSS) | 2:03.88 |
| 1981- | A.M. Wilson (BSHS) | T.H. Dodson (GT) | C.G. Chapman (BGS) | R.D. Victor (TGS) | J.W. Ardron (IGS) | 2:03.29 |
| 1982- | S. Clark (BSHS) | A. MacLachlan (TSS) | T.H. Dodson (GT) | S. Chapman (BGS) | A. Woodward (NC) | 2:02.04 |
| 1983- | J.W. Lemberg (BSHS) | A.G. Woods (BBC) | A.J. Smith (BGS) | R.W. Zinn (IGS) | M.C. Waugh (GT) | 1:58.14 |
| 1984- | M.R. Magnusson (CEGS) | R.A. Cameron (BBC) | M.C. O'Brien (GT) | L.T. Crisp (TSS) | B.R. MacDonald (IGS) | 2:04.00 |
| 1985- | D.J. Armstrong (BSHS) | M.J. Mooney (IGS) | X.F. Clarke (GT) | A.J. Kurth (BGS) | C.J. Davies (ACGS) | 1:57.16 |
| 1986- | X.F. Clarke (GT) | A.I. Cribb (BGS) | N.G. Magnusson (ACGS) | N. Myles-Edelsten (TSS) | G.C. McKie (BBC) | 2:02.44 |
| 1987- | C.A. Logan (BSHS) | R.L. Quinn (GT) | R.J. Godbolt (IGS) | E.D. Barry (ACGS) | R.A. Stone (BBC) | 1:57.61 |
| 1988- | F.H. Bently (BBC) | M.K. Fredericks (GT) | M. Gallen (NC) | D.J. Helgeson (BGS) | W.W. Friese (IGS) | 2:01.62 |
| 1989- | J.C. Cooper (BSHS) | D.J. Helgeson (BGS) | M. Humphreys (BBC) | J.A. McKeering (NC) | W.D. Fredericks (GT) | 1:57.68 |
| 1990- | K.J. Perkins (BBC) | T.W. Penrose (TSS) | S.E. Lewis (BSHS) | D.J. Little (BGS) | C.B. Wright (NC) | 1:59.80 |
| 1991- | K. Perkins (BBC) | C.C. Hackett (TSS) | K.D. Eldridge (ACGS) | R.K. Lyndon (GT) | H.M. Collie (BSHS) | 1:52.36 |
| 1992- | K. Herrod (BSHS) | M.J. Stewart (GT) | B.C. Hiddlestone (BBC) | B. McGregor (NC) | J.C. McAllister (ACGS) | 1:54.93 |
| 1993- | B.O. Nothling (BGS) | M.P. Chappel (GT) | T.K. Mahony (NC) | C.M. Ballinger (BBC) | B. Dixon (TSS) | 1:58.68 |
| 1994- | D.J. Boxall (BSHS) | L.F. Brown (NC) | C.R. Thomas (BGS) | P.W. Stokes (BBC) | J.S. Turnbull (GT) | 1:57.58 |
| 1995- | L.M. Richmond (ACGS) | J.R. English (BBC) | C.R. Thomas (BGS) | M.J.T. Roland (NC) | G.M. Steggall (GT) | 1:56.81 |
| 1996- | S.C. Kennedy (NC) | L.M. Richmond (ACGS) | M.D.S. Thomas (TSS) | M.G. Sara (GT) | J. Salomaa (TGS) | 1:55.65 |
| 1997- | S.J. Kesby (NC) | R.D. Faulkner (TSS) | P. Brogarth (GT) | R. Clarke (BBC) | G. Heide (TGS) | 1:56.40 |
| 1998- | R.D. Faulkner (TSS) | S.J. Kesby (NC) | R. Brogarth (GT) | D. Berndt (BGS) | J. McAully (IGS) | 1:55.58 |
| 1999- | S.A. Bright (NC) | G. Heidke (TGS) | M. Riley (BGS) | S.C. Turnbull (GT) | G.T. Scarce (TSS) | 1:59.25 |
| 2000- | R.P. McDonald (NC) | L. McBean (TSS) | S. Morgan (BSHS) | P.A. Bures (GT) | D.C. Muller (BBC) | 1:55.25 |
| 2001- | R.P.S. McDonald (NC) | S. Morgan (BSHS) | J. Bird (TSS) | T.C. Cole (GT) | C. Mackay (ACGS) | 1:57.19 |
| 2002- | N.R. Sprenger (GT) | A.J. Hutchinson (NC) | T. Cunningham (TSS) | A. Martin (BBC) | S.J. Bassett (ACGS) | 1:52.29 @ |
| 2003- | A.J. Hutchinson (NC) | A. Thompson (IGS) | D. Johnston (BSHS) | D. Millwain (TSS) | C.D. Sprenger (GT) | 1:56.27 |
| 2004- | D. Johnston (BSHS) | D. Millwain (TSS) | L. Brodie (NC) | J. Chandler (IGS) | S. James (BGS) | 1:54.39 |
| 2005- | E. Hannant (TSS) | R.J. Hilder (NC) | C. Hamer (IGS) | M.J. Weatherley (ACGS) | M. Dewhurst (BGS) | 1:55.02 |
| 2006- | D.J. Van Velden (BBC) | A. Brown (TSS) | J.A. Amberger (NC) | M. Brooks (BSHS) | T.M. McKendry (BGS) | 1:54.47 |
| 2007- | J. Moorfoot (TSS) | E.M. Barry (GT) | S.H. Moore (BGS) | K.M. Crawford (NC) | M. Brooks (BSHS) | 1:56.04 |
| 2008- | N.R. Johnston (NC) | H. Simmonds (ACGS) | J. Bailey (TSS) | R.J. Donald (BSHS) | L.G. Slattery (IGS) | 1:56.17 |
| 2009 - | T. Parris (TSS) | E. J. McKendry (BGS) | N. J. Rider (GT) | L. L. Allan (BBC) | R. J. Donald (BSHS) | 1:55.22 |
| 2010- | Z.A. Taylor (NC) | A.J. Mills (BBC) | C. Fedrick (IGS) | S. D. Blakeway (ACGS) | L. G. Bailey (BGS) | 2:01.53 |
| 2011- | J.P. Merrilees (ACGS) | R. Eugster (NC) | O. J. Breakwell (BSHS) | P.J. McInerney (GT) | F.H. Hope (BBC) | 1:59.08 |
| 2012- | J.A. McLoughlin (NC) | M.J. Mincham (TSS) | R. Gerlach (ACGS) | W.H. Lane (TGS) | S. Pegg (BBC) | 1:57.63 |
| 2013- | C. F. Fasala (IGS) | L.M. Colquhoun (TSS) | T.C. Ludlow (TGS) | P.C. Mills (BBC) | G. Windsor (GT) | 1:56.81 |
| 2014- | M. Carleton (ACGS) | M.J. Mincham (TSS) | S. Young (BGS) | J. Seawright (GT) | O.J. Pye (IGS) | 1:54.14 |

200 Metre Medley Relay: Under 13

| Date | First | Second | Third | Fourth | Fifth | Time |
|--------|-------|--------|-------|--------|-------|-----------|
| 1974- | BGS | CEGS | GT | NC | BSHS | 2.17.1 |
| 1975- | BGS | BBC | CEGS | GT | TGS | 2.28.4 |
| 1976- | BSHS | BGS | GT | CEGS | BBC | 2.24.6 |
| 1977- | IGS | GT | TSS | BSHS | BGS | 2.22.4 |
| 1978- | BSHS | BGS | GT | IGS | NC | 2.19.2 |
| 1979- | BSHS | TSS | GT | BGS | TGS | 2.27.11 |
| 1980- | BSHS | CEGS | TSS | BGS | TGS | 2.21.31 |
| 1981- | BSHS | BGS | BBC | GT | TGS | 2.14.89 |
| 1982- | BSHS | IGS | BGS | GT | TGS | 2.14.99 |
| 1983- | BSHS | TSS | CEGS | BGS | GT | 2.12.71 |
| 1984- | BSHS | TSS | BGS | BBC | CEGS | 2.15.81 |
| 1985- | BGS | BSHS | IGS | TSS | BBC | 2.17.18 |
| 1986- | NC | BSHS | ACGS | BBC | GT | 2.13.75 |
| 1987- | GT | BGS | BGS | NC | ACGS | 2.12.72 |
| 1988- | ACGS | GT | BGS | NC | BBC | 2.16.36 |
| 1989- | GT | BGS | ACGS | BSHS | TSS | 2.10.72 |
| 1990- | GT | BSHS | ACGS | BBC | TSS | 2.11.02 |
| 1991- | BGS | ACGS | TSS | GT | BSHS | 2.11.50 |
| 1992- | NC | BSHS | ACGS | BGS | TSS | 2.08.44 |
| 1993- | NC | BGS | BBC | ACGS | TGS | 2.12.65 |
| 1994- | GT | NC | BBC | BGS | ACGS | 2.11.37 |
| 1995- | ACGS | NC | BGS | GT | BSHS | 2.10.14 |
| 1996- | NC | BBC | BGS | GT | ACGS | 2.11.31 |
| 1997- | NC | GT | IGS | BGS | BBC | 2.10.03 |
| 1998- | BBC | BGS | NC | GT | ACGS | 2.09.75 |
| 1999- | BBC | IGS | TGS | NC | TSS | 2.09.67 |
| 2000- | IGS | NC | BGS | GT | ACGS | 2.12.05 |
| 2001- | BGS | IGS | GT | BBC | ACGS | 2.08.97 |
| 2002- | IGS | NC | ACGS | BSHS | BBC | 2.07.01 |
| 2003- | GT | BGS | TSS | NC | BSHS | 2.10.21 |
| 2004- | TSS | IGS | NC | ACGS | BSHS | 2.07.48 |
| 2005- | NC | GT | TSS | IGS | ACGS | 2.09.56 |
| 2006- | IGS | ACGS | NC | TSS | BGS | 2.08.36 |
| 2007- | TSS | IGS | ACGS | BSHS | NC | 2.10.95 |
| 2008- | NC | IGS | TSS | BSHS | BBC | 2.10.41 |
| 2009 - | BGS | NC | BSHS | IGS | TSS | 2.12.36 |
| 2010- | NC | GT | BGS | BSHS | IGS | 2:07.50 |
| 2011- | TGS | BGS | BSHS | IGS | ACGS | 2.06.56 |
| 2012- | BSHS | ACGS | IGS | BGS | NC | 2:07.04 |
| 2013- | BSHS | BGS | TGS | GT | NC | 2:03.35 @ |
| 2014- | ACGS | BGS | BSHS | TSS | GT | 2:13.70 |

300 Metre Freestyle Relay: Under 13

| Date | First | Second | Third | Fourth | Fifth | Time |
|--------|-------|--------|-------|--------|-------|----------|
| 1964- | BGS | GT | NC | BBC | BSHS | 3.20.1 |
| 1965- | GT | CEGS | BBC | NC | TSS | 3.19.8 |
| 1968- | CEGS | GT | BGS | TSS | NC | 3.17.7 |
| 1969- | GT | NC | BGS | TSS | BSHS | 3.16.4 |
| 1970- | TSS | BSHS | GT | CEGS | BGS | 3.12.7 |
| 1971- | BGS | CEGS | NC | GT | BSHS | 3.13.8 |
| 1972- | BGS | CEGS | GT | NC | IGS | 3.04.7 |
| 1973- | BGS | GT | CEGS | BSHS | IGS | 3.9.9 |
| 1974- | BGS | GT | BSHS | CEGS | NC | 3.13.3 |
| 1975- | BSHS | BGS | GT | NC | CEGS | 3.16.0 |
| 1976- | NC | BSHS | BGS | CEGS | GT | 3.12.4 |
| 1977- | BGS | GT | BSHS | CEGS | TSS | 2.18.8 |
| 1978- | BSHS | BGS | GT | NC | TSS | 3.11.1 |
| 1979- | BGS | GT | BSHS | CEGS | NC | 3.09.12 |
| 1980- | GT | BGS | BSHS | NC | TGS | 3.11.89 |
| 1981- | BSHS | BGS | CEGS | GT | TGS | 3.13.34 |
| 1982- | GT | BSHS | IGS | BGS | BBC | 3.10.70 |
| 1983- | GT | BGS | NC | IGS | TSS | 3.11.77 |
| 1984- | BGS | GT | IGS | TSS | BSHS | 3.07.91 |
| 1985- | GT | NC | BGS | BBC | ACGS | 3.04.89 |
| 1986- | NC | IGS | BGS | ACGS | BBC | 3.09.31 |
| 1987- | GT | BGS | BSHS | NC | ACGS | 3.06.12 |
| 1988- | BGS | IGS | GT | BBC | NC | 3.06.37 |
| 1989- | GT | BGS | IGS | ACGS | NC | 3.07.07 |
| 1990- | ACGS | BGS | BBC | IGS | NC | 3.06.51 |
| 1991- | ACGS | GT | NC | BGS | TSS | 3.05.36 |
| 1992- | BGS | NC | ACGS | GT | BBC | 3.03.95 |
| 1993- | NC | ACGS | BGS | TSS | BSHS | 3.00.26 |
| 1994- | NC | TSS | IGS | GT | BGS | 3.03.27 |
| 1995- | NC | BBC | GT | TSS | BGS | 3.01.88 |
| 1996- | NC | TSS | BBC | BGS | GT | 2.59.98 |
| 1997- | NC | BGS | TSS | GT | ACGS | 2.58.84 |
| 1998- | NC | TSS | BGS | GT | BBC | 2.59.99 |
| 1999- | BGS | NC | TSS | GT | ACGS | 3.05.19 |
| 2000- | BGS | GT | NC | TSS | IGS | 2.54.22 |
| 2001- | BGS | TSS | NC | IGS | BBC | 2.58.58 |
| 2002- | BGS | NC | GT | ACGS | BBC | 2.53.16 |
| 2003- | BGS | NC | GT | BBC | ACGS | 2.53.30 |
| 2004- | NC | GT | BGS | TSS | BBC | 2.56.73 |
| 2005- | BGS | NC | IGS | ACGS | BBC | 2.51.68 |
| 2006- | BGS | GT | BBC | NC | ACGS | 2.53.94 |
| 2007- | GT | NC | ACGS | BBC | BGS | 2.59.05 |
| 2008- | BBC | NC | BGS | ACGS | GT | 2.58.54 |
| 2009 - | BBC | NC | GT | ACGS | IGS | 2.59.99 |
| 2010- | BGS | NC | BBC | ACGS | GT | 3.00.63 |
| 2011- | BSHS | GT | BGS | NC | TGS | 3.05.15 |
| 2012- | BSHS | BGS | BBC | NC | GT | 2:54.25 |
| 2013- | NC | BSHS | BBC | GT | TSS | 2:55.57 |
| 2014- | BBC | ACGS | NC | BGS | GT | 2:49.23@ |

200 Metre Medley Relay: Under 14

| Date | First | Second | Third | Fourth | Fifth | Time |
|-------|-------|--------|-------|--------|-------|--------|
| 1974- | BGS | GT | CEGS | NC | TGS | 2.14.5 |
| 1975- | BGS | CEGS | TSS | BSHS | BBC | 2.19.3 |
| 1976- | BSHS | BGS | IGS | TSS | CEGS | 2.20.1 |
| 1977- | BSHS | IGS | BGS | CEGS | BBC | 2.14.5 |
| 1978- | BSHS | IGS | BGS | GT | CEGS | 2.14.5 |

200 Metre Medley Relay: Under 14 (Continued)

| | | | | | | |
|--------|------|------|------|------|------|-----------|
| 1979- | BSHS | TSS | BGS | GT | CEGS | 2:08.72 |
| 1980- | BSHS | GT | TSS | TGS | IGS | 2:12.6 |
| 1981- | BSHS | BGS | GT | CEGS | TGS | 2:14.62 |
| 1982- | BSHS | CEGS | GT | BGS | BBC | 2:05.30 |
| 1983- | BSHS | IGS | BGS | CEGS | BBC | 2:04.36 |
| 1984- | BSHS | TSS | CEGS | NC | BGS | 2:05.34 |
| 1985- | BGS | GT | BBC | ACGS | BSHS | 2:08.42 |
| 1986- | BSHS | BGS | IGS | BBC | TSS | 2:09.06 |
| 1987- | BSHS | NC | BGS | GT | BBC | 2:05.36 |
| 1988- | BGS | BSHS | GT | BBC | ACGS | 2:06.69 |
| 1989- | ACGS | GT | BBC | BGS | BSHS | 2:07.98 |
| 1990- | GT | BGS | ACGS | BSHS | TSS | 2:00.57 |
| 1991- | BSHS | GT | ACGS | BGS | BBC | 2:04.13 |
| 1992- | ACGS | BGS | BBC | TSS | GT | 2:04.93 |
| 1993- | NC | BSHS | GT | BGS | BBC | 2:01.73 |
| 1994- | NC | BGS | TGS | BBC | ACGS | 2:04.75 |
| 1995- | GT | NC | BGS | ACGS | BBC | 2:03.84 |
| 1996- | ACGS | BGS | GT | NC | IGS | 2:04.16 |
| 1997- | BBC | NC | ACGS | BGS | TGS | 2:06.00 |
| 1998- | IGS | TSS | GT | NC | BGS | 2:02.84 |
| 1999- | BGS | BBC | NC | GT | IGS | 2:04.03 |
| 2000- | BBC | NC | GT | IGS | TSS | 2:02.54 |
| 2001- | NC | BGS | GT | IGS | TSS | 1:59.87 |
| 2002- | BGS | BBC | GT | BSHS | IGS | 2:02.65 |
| 2003- | IGS | ACGS | NC | BGS | TSS | 1:59.78 |
| 2004- | BSHS | GT | NC | BGS | TSS | 2:01.14 |
| 2005- | NC | TSS | ACGS | IGS | BGS | 2:00.37 |
| 2006- | GT | NC | IGS | ACGS | TSS | 2:04.21 |
| 2007- | BGS | ACGS | IGS | NC | TSS | 2:02.23 |
| 2008- | TSS | IGS | ACGS | BSHS | NC | 2:03.58 |
| 2009 - | IGS | NC | TSS | BGS | ACGS | 2:01.66 |
| 2010- | NC | BGS | ACGS | TSS | BSHS | 2:01.94 |
| 2011- | NC | ACGS | BGS | GT | TSS | 2:00.08 |
| 2012- | TGS | BGS | IGS | ACGS | BSHS | 1:58.64 ® |
| 2013- | BSHS | ACGS | BGS | IGS | TSS | 1:59.93 |
| 2014- | BSHS | NC | TGS | BGS | ACGS | 1:59.37 |

300 Metre Freestyle Relay: Under 14

| Date | First | Second | Third | Fourth | Fifth | Time |
|--------|-------|--------|-------|--------|-------|---------------|
| 1947- | NC | CEGS | GT | BSHS | TSS | 3:52 4/5 |
| 1948- | GT | CEGS | NC | TSS | BGS | 3:37 4/5 |
| 1949- | CEGS | GT | NC | BBC | BSHS | 3:36 4/5 |
| 1950- | GT | NC | CEGS | BBC | TSS | 3:28 1/10 |
| 1952- | GT | BBC | CEGS | NC | TGS | 3:37 8/10 |
| 1953- | GT | NC | BBC | TSS | BSHS | 3:2 3/4 |
| 1954- | NC | CEGS | GT | BBC | TSS | 3:23 9/10 |
| 1955- | CEGS | TSS | GT | NC | BBC | 3:22 3/5 |
| 1956- | GT | CEGS | NC | TSS | BBC | 3:19 4/5 |
| 1957- | GT | CEGS | NC | BGS | BBC | 3:34 4/5 |
| 1958- | GT | CEGS | NC | TSS | BBC | 3:19 4/5 |
| 1959- | GT | CEGS | BGS | TSS | NC | 3:12 2/5 |
| 1960- | CEGS | GT | BGS | BBC | TSS | 3:12 3/10 |
| 1961- | CEGS | GT | NC | BGS | TSS | 3:12 9/10 |
| 1962- | CEGS | GT | BGS | NC | BBC | 3:9 1/5 |
| 1963- | CEGS | GT | BGS | TSS | BSHS | No time taken |
| 1964- | BBC | CEGS | NC | GT | TSS | 3:11 |
| 1965- | GT | TSS | BGS | NC | CEGS | 3:6.5 |
| 1968- | BSHS | CEGS | BGS | TSS | BBC | 3:10.6 |
| 1969- | BGS | CEGS | BSHS | TSS | GT | 3:00.6 |
| 1970- | GT | BGS | BSHS | TSS | NC | 3:01.9 |
| 1971- | BGS | TSS | BSHS | GT | NC | 3:04.3 |
| 1972- | BGS | CEGS | BBC | BSHS | GT | 3:00.0 |
| 1973- | BGS | GT | CEGS | BSHS | IGS | 3:9.9 |
| 1974- | BGS | BSHS | IGS | GT | NC | 3:02.6 |
| 1975- | GT | BSHS | BGS | CEGS | BBC | 3:00.8 |
| 1976- | GT | BSHS | NC | CEGS | TSS | 3:09.5 |
| 1977- | BSHS | TSS | NC | BGS | CEGS | 3:05.65 |
| 1978- | BSHS | GT | BGS | TSS | IGS | 3:03.5 |
| 1979- | BSHS | BGS | GT | CEGS | TSS | 2:59.66 |
| 1980- | BGS | BSHS | NC | BBC | GT | 2:59.64 |
| 1981- | IGS | BSHS | GT | BGS | NC | 2:57.99 |
| 1982- | IGS | BSHS | BGS | GT | BBC | 2:52.77 |
| 1983- | GT | BSHS | IGS | BGS | NC | 2:54.96 |
| 1984- | BGS | GT | IGS | NC | CEGS | 2:54.85 |
| 1985- | BGS | GT | TSS | ACGS | BBC | 2:55.09 |
| 1986- | BGS | NC | BBC | GT | ACGS | 2:53.63 |
| 1987- | ACGS | NC | BBC | IGS | BGS | 2:49.82 |
| 1988- | GT | BGS | BBC | NC | ACGS | 2:51.69 |
| 1989- | IGS | BGS | GT | NC | ACGS | 2:55.97 |
| 1990- | GT | NC | IGS | BGS | ACGS | 2:50.17 |
| 1991- | ACGS | NC | BGS | BBC | TGS | 2:55.27 |
| 1992- | GT | NC | ACGS | BGS | BBC | 2:49.88 |
| 1993- | NC | BGS | BSHS | ACGS | GT | 2:53.76 |
| 1994- | NC | BGS | GT | TSS | ACGS | 2:48.61 |
| 1995- | NC | TSS | BGS | GT | IGS | 2:49.33 |
| 1996- | NC | BBC | BGS | GT | ACGS | 2:47.40 |
| 1997- | TSS | BGS | BBC | NC | GT | 2:53.60 |
| 1998- | NC | BGS | GT | BBC | ACGS | 2:47.50 |
| 1999- | NC | BBC | BGS | ACGS | TSS | 2:50.96 |
| 2000- | BGS | NC | IGS | GT | TSS | 2:48.98 |
| 2001- | BGS | GT | NC | BBC | IGS | 2:45.34 |
| 2002- | NC | BGS | TSS | IGS | BBC | 2:47.70 |
| 2003- | BGS | NC | GT | ACGS | BBC | 2:47.83 |
| 2004- | BGS | GT | BBC | NC | TSS | 2:46.91 |
| 2005- | NC | BGS | GT | TSS | ACGS | 2:48.72 |
| 2006- | BGS | NC | ACGS | BBC | TGS | 2:40.34 @ |
| 2007- | GT | BGS | NC | ACGS | IGS | 2:48.78 |
| 2008- | GT | NC | TSS | BBC | ACGS | 2:48.12 |
| 2009 - | NC | BBC | GT | ACGS | IGS | 2:48.00 |
| 2010 - | NC | BBC | GT | TSS | BGS | 2:49.73 |
| 2011- | BGS | NC | BBC | GT | BSHS | 2:51.51 |
| 2012- | NC | TSS | BGS | ACGS | BSHS | 2:48.52 |
| 2013- | NC | BGS | BBC | ACGS | TSS | 2:45.84 |
| 2014- | IGS | BBC | BSHS | ACGS | GT | 2:46.99 |

200 Metre Medley Relay: Under 15

| Date | First | Second | Third | Fourth | Fifth | Time |
|--------|-------|--------|-------|--------|-------|----------|
| 1974- | BGS | CEGS | GT | TGS | TSS | 2.05.2 |
| 1975- | BGS | GT | BBC | CEGS | NC | 2.10.7 |
| 1976- | BGS | BSHS | CEGS | GT | BBC | 2.08.7 |
| 1977- | BGS | BSHS | GT | TGS | TSS | 2.11.8 |
| 1978- | BSHS | IGS | BGS | CEGS | GT | 2.06 |
| 1979- | BSHS | IGS | BBC | CEGS | GT | 2.09.44 |
| 1980- | BSHS | BGS | GT | TSS | CEGS | 2.04.51 |
| 1981- | BSHS | TGS | GT | TSS | BGS | 2.02.56 |
| 1982- | BSHS | TSS | CEGS | BGS | TGS | 2.04.51 |
| 1983- | BSHS | CEGS | GT | BGS | BBC | 2.02.80 |
| 1984- | BSHS | BGS | BBC | IGS | CEGS | 2.01.79 |
| 1985- | TSS | GT | ACGS | BSHS | BGS | 2.02.80 |
| 1986- | GT | TSS | BSHS | BGS | BBC | 2.03.22 |
| 1987- | BGS | BSHS | BBC | IGS | TSS | 2.01.44 |
| 1988- | BSHS | BBC | GT | TSS | BGS | 2.02.12 |
| 1989- | BSHS | GT | BGS | TSS | BBC | 1.56.87 |
| 1990- | ACGS | GT | BSHS | BGS | BBC | 1.59.92 |
| 1991- | GT | BGS | ACGS | BSHS | NC | 1.56.21 |
| 1992- | ACGS | GT | BSHS | NC | BGS | 1.58.63 |
| 1993- | BGS | NC | ACGS | BBC | BSHS | 1.58.15 |
| 1994- | BSHS | NC | BGS | ACGS | GT | 1.56.36 |
| 1995- | GT | NC | BGS | BBC | TGS | 1.59.82 |
| 1996- | TSS | BGS | GT | NC | ACGS | 1.59.57 |
| 1997- | ACGS | BGS | NC | TSS | TGS | 1.57.33 |
| 1998- | BBC | ACGS | TSS | TGS | NC | 1.59.86 |
| 1999- | NC | GT | TSS | IGS | ACGS | 1.56.70 |
| 2000- | BGS | NC | GT | IGS | BBC | 1.56.42 |
| 2001- | NC | IGS | GT | ACGS | TGS | 1.56.60 |
| 2002- | NC | BGS | GT | IGS | TSS | 1.57.56 |
| 2003- | BGS | TSS | GT | BSHS | IGS | 1.55.60 |
| 2004- | IGS | NC | ACGS | TSS | BGS | 1.54.48 |
| 2005- | GT | BGS | NC | BSHS | TSS | 1.54.90 |
| 2006- | NC | TSS | ACGS | IGS | GT | 1.55.40 |
| 2007- | NC | ACGS | GT | TSS | IGS | 1.57.66 |
| 2008- | NC | BGS | ACGS | IGS | TSS | 1.56.72 |
| 2009 - | NC | TSS | BSHS | IGS | BGS | 1.55.32 |
| 2010 - | TSS | NC | IGS | ACGS | BGS | 1.59.17 |
| 2011- | NC | TSS | TGS | BSHS | BGS | 1:54.27@ |
| 2012- | NC | TSS | GT | BGS | IGS | 1:56.70 |
| 2013- | TGS | BSHS | ACGS | BGS | TSS | 1:55.18 |
| 2014- | ACGS | BSHS | BGS | IGS | TSS | 1:54.68 |

300 Metre Freestyle Relay: Under 15

| Date | First | Second | Third | Fourth | Fifth | Time |
|--------|-------|--------|-------|--------|-------|-----------|
| 1947- | NC | TSS | GT | BGS | TGS | 3.27.4 |
| 1949- | CEGS | NC | GT | BGS | BBC | 3.22 7/10 |
| 1950- | CEGS | TSS | BGS | GT | TGS | 3.23 6/10 |
| 1952- | CEGS | GT | BGS | BBC | NC | 3.18 8/10 |
| 1953- | CEGS | GT | BBC | BGS | NC | 3.21 8/10 |
| 1954- | GT | NC | CEGS | BBC | BSHS | 3.7 2/5 |
| 1955- | NC | CEGS | GT | BGS | BGS | 3.7 3/5 |
| 1956- | CEGS | NC | GT | BBC | BBC | 3.7 9/10 |
| 1957- | GT | CEGS | TSS | BBC | NC | 3.8 2/5 |
| 1958- | BGS | GT | NC | CEGS | BBC | 3.7 2/5 |
| 1959- | CEGS | GT | NC | BGS | BSHS | 3.0 |
| 1960- | CEGS | GT | BGS | TSS | NC | 2.59 |
| 1961- | CEGS | GT | NC | BGS | TSS | 2.59 5/10 |
| 1962- | BGS | CEGS | GT | TSS | IGS | 3.2 2/5 |
| 1963- | CEGS | BGS | GT | BBC | TSS | 3.04 |
| 1964- | NC | CEGS | GT | TSS | BGS | 2.54.6 |
| 1965- | BBC | CEGS | GT | NC | TSS | 3.0.4 |
| 1968- | NC | GT | BSHS | CEGS | TSS | 2.57.3 |
| 1969- | BSHS | BGS | CEGS | TSS | BBC | 2.57.4 |
| 1970- | BGS | BSHS | CEGS | TSS | GT | 2.53.0 |
| 1971- | TSS | GT | CEGS | BGS | NC | 2.56.3 |
| 1972- | CEGS | BGS | GT | BSHS | NC | 2.56.0 |
| 1973- | BGS | CEGS | GT | BBC | IGS | 2.48.1 |
| 1974- | BGS | GT | BSHS | CEGS | BBC | 2.50.1 |
| 1975- | BGS | BSHS | CEGS | IGS | NC | 2.54.5 |
| 1976- | GT | BGS | BSHS | NC | GT | 2.53.9 |
| 1978- | NC | BSHS | BGS | CEGS | TSS | 2.56.00 |
| 1979- | BGS | BSHS | GT | IGS | CEGS | 2.51.64 |
| 1980- | BGS | BSHS | GT | NC | CEGS | 2.52.23 |
| 1981- | BGS | BSHS | NC | BBC | GT | 2.47.35 |
| 1982- | GT | IGS | BGS | BSHS | BBC | 2.47.04 |
| 1983- | IGS | BSHS | BGS | NC | GT | 2.45.23 |
| 1984- | GT | IGS | CEGS | BGS | BSHS | 2.46.16 |
| 1985- | BGS | TGS | GT | ACGS | IGS | 2.45.08 |
| 1986- | BGS | GT | NC | BBC | IGS | 2.48.96 |
| 1987- | ACGS | NC | BGS | BBC | GT | 2.44.90 |
| 1988- | ACGS | BBC | GT | NC | BGS | 2.42.91 |
| 1989- | GT | ACGS | NC | BGS | BBC | 2.45.07 |
| 1990- | BGS | IGS | NC | GT | ACGS | 2.44.59 |
| 1991- | GT | NC | BGS | ACGS | BSHS | 2.41.48 |
| 1992- | NC | ACGS | GT | BGS | TGS | 2.43.57 |
| 1993- | GT | TSS | BBC | NC | BGS | 2.42.94 |
| 1994- | BGS | NC | TSS | ACGS | GT | 2.44.08 |
| 1995- | NC | BGS | ACGS | GT | BBC | 2.40.44 |
| 1996- | BGS | NC | GT | BBC | IGS | 2.41.73 |
| 1997- | NC | BBC | GT | BGS | IGS | 2.41.13 |
| 1998- | NC | BBC | BGS | IGS | GT | 2.40.55 |
| 1999- | BGS | NC | BBC | GT | IGS | 2.39.33 |
| 2000- | GT | NC | BGS | BBC | TSS | 2.44.38 |
| 2001- | BBC | BGS | NC | GT | TSS | 2.38.34 |
| 2002- | BGS | NC | GT | TSS | IGS | 2.40.02 |
| 2003- | NC | BGS | TSS | IGS | ACGS | 2.39.66 |
| 2004- | BGS | BBC | NC | GT | IGS | 2.41.68 |
| 2005- | BGS | NC | GT | IGS | BBC | 2.39.22 |
| 2006- | NC | BGS | ACGS | GT | TSS | 2.39.47 |
| 2007- | BGS | BBC | NC | ACGS | IGS | 2:33.41@ |
| 2008- | BGS | BBC | ACGS | GT | TSS | 2.45.17 |
| 2009 - | GT | BBC | BGS | NC | TSS | 2.41.66 |
| 2010 - | BBC | NC | GT | BGS | TSS | 2.40.93 |
| 2011- | BGS | NC | GT | TSS | BBC | 2.41.32 |
| 2012- | BGS | NC | TSS | GT | BBC | 2:43.04 |
| 2013- | GT | NC | ACGS | TSS | BBC | 2:40.51 |
| 2014- | NC | BBC | BGS | ACGS | TSS | 2:42.87 |

200 Metre Medley Relay: Under 16

| Date | First | Second | Third | Fourth | Fifth | Time |
|--------|-------|--------|-------|--------|-------|----------|
| 1974- | BGS | CEGS | BBC | GT | IGS | 2.07.1 |
| 1975- | BGS | CEGS | GT | BSHS | TSS | 2.01.9 |
| 1976- | BGS | BBC | BSHS | NC | GT | 2.06.4 |
| 1977- | BGS | BSHS | TSS | CEGS | GT | 2.06.5 |
| 1978- | BSHS | BGS | CEGS | TGS | BBC | 2.08.00 |
| 1979- | BSHS | IGS | GT | TSS | BGS | 2.01.66 |
| 1980- | BSHS | BBC | IGS | CEGS | BGS | 2.00.28 |
| 1981- | BSHS | TSS | BGS | TGS | CEGS | 2.01.34 |
| 1982- | BSHS | TGS | CEGS | BGS | GT | 1.58.85 |
| 1983- | BSHS | NC | BGS | TSS | CEGS | 2.00.78 |
| 1984- | BSHS | CEGS | IGS | GT | BBC | 1.58.88 |
| 1985- | BSHS | BGS | IGS | BBC | TGS | 1.58.36 |
| 1986- | BSHS | GT | BGS | ACGS | TSS | 2.01.24 |
| 1987- | GT | BSHS | TSS | BBC | BGS | 1.59.29 |
| 1988- | BGS | BSHS | BBC | TGS | IGS | 1.57.66 |
| 1989- | BSHS | BBC | TSS | GT | BGS | 1.57.48 |
| 1990- | BSHS | BGS | GT | BBC | TSS | 1.52.30 |
| 1991- | GT | ACGS | NC | BSHS | BBC | 1.55.08 |
| 1992- | GT | BGS | ACGS | BSHS | NC | 1.54.19 |
| 1993- | GT | ACGS | BSHS | NC | BGS | 1.55.29 |
| 1994- | ACGS | NC | BGS | BSHS | GT | 1.55.37 |
| 1995- | NC | IGS | GT | BGS | ACGS | 1.54.54 |
| 1996- | NC | GT | BGS | ACGS | IGS | 1.53.99 |
| 1997- | GT | NC | TSS | BBC | BGS | 1.54.43 |
| 1998- | IGS | BGS | NC | TSS | GT | 1.53.89 |
| 1999- | NC | BBC | ACGS | BGS | TSS | 1.52.09 |
| 2000- | NC | TSS | GT | BGS | IGS | 1.53.00 |
| 2001- | BGS | GT | ACGS | IGS | TSS | 1.54.48 |
| 2002- | NC | IGS | GT | ACGS | TGS | 1.53.23 |
| 2003- | IGS | BGS | GT | TSS | ACGS | 1.58.13 |
| 2004- | TSS | BGS | IGS | GT | BSHS | 1.53.20 |
| 2005- | IGS | BBC | ACGS | NC | TSS | 1.54.25 |
| 2006- | GT | NC | BSHS | IGS | BBC | 1.53.22 |
| 2007- | NC | TSS | IGS | GT | BGS | 1.53.40 |
| 2008- | TSS | NC | GT | ACGS | BGS | 1.53.74 |
| 2009 - | NC | BGS | IGS | ACGS | TSS | 1.53.05 |
| 2010 - | NC | ACGS | BGS | BSHS | IGS | 1.53.34 |
| 2011- | NC | TSS | ACGS | IGS | BGS | 1.54.06 |
| 2012- | TSS | NC | BGS | IGS | TGS | 1:52.21 |
| 2013- | TSS | NC | BGS | IGS | TGS | 1:51.61@ |
| 2014- | TSS | BSHS | ACGS | BGS | TGS | 1:53.28 |

300 Metre Freestyle Relay: Under 16

| Date | First | Second | Third | Fourth | Fifth | Time |
|-------|-------|--------|---------|--------|-------|-----------|
| 1947- | CEGS | BGS | GT | NC | TSS | 3.19 2/5 |
| 1948- | CEGS | NC | TSS | BGS | GT | 3.12 |
| 1949- | NC | BGS | CEGS | TGS | GT | 3.15 1/2 |
| 1950- | GT | CEGS | NC | TGS | BGS | 3.12 2/10 |
| 1952- | GT | CEGS | NC | BGS | BBC | 3.9 1/10 |
| 1953- | CEGS | BGS | BBC | TSS | GT | 3.8 3/10 |
| 1954- | GT | NC | BGS | CEGS | BBC | 3.8 1/2 |
| 1955- | GT | NC | CEGS | BBC | BGS | 2.58 2/5 |
| 1957- | NC | CEGS | GT | TSS | BGS | 2.58 |
| 1958- | CEGS | NC | GT | BGS | BBC | 2.57 3/5 |
| 1959- | BBC | BGS | GT | NC | TSS | 2.56 4/5 |
| 1960- | NC | GT | CEGS | BGS | TSS | 2.57 3/5 |
| 1961- | CEGS | BGS | | | | |
| 1962- | CEGS | BGS | TSS | NC | BBC | 2.53 5/10 |
| 1963- | CEGS | BGS | | | | |
| 1964- | NC | CEGS | TSS | BBC | BGS | 2.53.8 |
| 1965- | CEGS | GT | TSS | NC | BGS | 2.52.1 |
| 1968- | BSHS | GT | CEGS | NC | BBC | 2.53.0 |
| 1969- | CEGS | NC | TSS | BGS | GT | 2.51.4 |
| 1970- | BSHS | BGS | TSS | GT | CEGS | 2.50.4 |
| 1971- | BGS | TSS | CEGS | BSHS | NC | 2.49.2 |
| 1972- | BGS | CEGS | TGS | GT | NC | 2.49.8 |
| 1973- | CEGS | BGS | GT | BSHS | NC | 2.47.8 |
| 1974- | BGS | BSHS | GT/CEGS | NC | | 2.50.0 |
| 1975- | BGS | CEGS | GT | TSS | BSHS | 2.45.8 |
| 1976- | BGS | CEGS | NC | BSHS | GT | 2.53.4 |
| 1977- | GT | BGS | BSHS | CEGS | NC | 2.50.0 |
| 1978- | BGS | BSHS | GT | NC | CEGS | 2.51.1 |
| 1979- | BSHS | NC | BGS | CEGS | TSS | 2.47.34 |
| 1980- | NC | BGS | GT | BSHS | CEGS | 2.47.78 |
| 1981- | GT | BGS | BSHS | NC | CEGS | 2.42.30 |
| 1982- | BGS | GT | BSHS | CEGS | NC | 2.42.12 |
| 1983- | IGS | BGS | BSHS | CEGS | BBC | 2.43.39 |
| 1984- | BGS | BSHS | GT | IGS | NC | 2.39.37 |
| 1985- | GT | ACGS | BGS | BSHS | NC | 2.39.96 |
| 1986- | BGS | BBC | TGS | ACGS | NC | 2.42.74 |
| 1987- | NC | ACGS | BGS | GT | BSHS | 2.40.15 |
| 1988- | ACGS | NC | GT | BBC | BGS | 2.40.26 |
| 1989- | IGS | NC | GT | ACGS | BGS | 2.42.28 |
| 1990- | GT | NC | ACGS | BGS | BSHS | 2.38.99 |
| 1991- | BGS | GT | ACGS | NC | BBC | 2.39.58 |
| 1992- | NC | GT | BGS | BSHS | IGS | 2.33.81 |
| 1993- | BBC | NC | ACGS | GT | BGS | 2.37.56 |
| 1994- | BBC | GT | NC | TSS | ACGS | 2.34.09 |
| 1995- | NC | BGS | BSHS | BBC | TSS | 2.36.41 |
| 1996- | BBC | NC | BGS | GT | ACGS | 2.37.30 |
| 1997- | BGS | NC | GT | IGS | TSS | 2.34.04 |
| 1998- | BBC | GT | NC | BGS | TSS | 2.36.44 |
| 1999- | NC | BBC | GT | ACGS | BGS | 2.39.92 |
| 2000- | BGS | NC | BBC | ACGS | IGS | 2.36.80 |
| 2001- | BBC | NC | GT | BGS | IGS | 2.33.19 |
| 2002- | BBC | BGS | NC | IGS | GT | 2.38.95 |
| 2003- | NC | TSS | GT | BGS | BBC | 2.32.44 |
| 2004- | NC | BGS | IGS | ACGS | TSS | 2.37.16 |
| 2005- | BGS | TSS | ACGS | NC | TGS | 2.37.10 |
| 2006- | NC | BGS | GT | BBC | IGS | 2.34.81 |

300 Metre Freestyle Relay: Under 16 (Continued)

| | | | | | | |
|--------|-----|-----|-----|------|------|-----------|
| 2007- | NC | BGS | GT | ACGS | TSS | 2:33.31 |
| 2008- | BGS | BBC | NC | TSS | GT | 2:30.99 @ |
| 2009 - | BGS | NC | BBC | GT | ACGS | 2:39.85 |
| 2010 - | GT | BGS | NC | BBC | TSS | 2:35.68 |
| 2011- | BBC | BGS | NC | GT | TSS | 2:37.69 |
| 2012- | TSS | NC | GT | BGS | BBC | 2:36.75 |
| 2013- | NC | BGS | GT | TSS | BBC | 2:33.38 |
| 2014- | GT | BGS | BBC | NC | TSS | 2:33.71 |

200 Metre Medley Relay: Open

| Date | First | Second | Third | Fourth | Fifth | Time |
|--------|-------|--------|-------|--------|-------|----------|
| 1974- | TSS | BGS | CEGS | NC | GT | 2:05.3 |
| 1975- | CEGS | BGS | BBC | BSHS | GT | 2:05.3 |
| 1976- | BGS | CEGS | BSHS | GT | TGS | 2:02.0 |
| 1977- | BGS | BSHS | CEGS | TGS | BBC | 2:05.3 |
| 1978- | BGS | BSHS | CEGS | GT | IGS | 2:03.8 |
| 1979- | BSHS | IGS | BGS | CEGS | TSS | 2:03.43 |
| 1980- | BSHS | BGS | GT | IGS | NC | 2:00.75 |
| 1981- | BSHS | BGS | TSS | BBC | TGS | 2:03.01 |
| 1982- | BSHS | GT | BGS | TGS | BBC | 1:55.30 |
| 1983- | BSHS | CEGS | GT | TGS | BBC | 2:00.23 |
| 1984- | BSHS | BBC | CEGS | TSS | BGS | 1:58.83 |
| 1985- | BBC | BSHS | GT | ACGS | BGS | 1:53.58 |
| 1986- | BBC | BSHS | GT | BGS | IGS | 1:58.01 |
| 1987- | BBC | TGS | TSS | BGS | ACGS | 1:55.73 |
| 1988- | BGS | GT | TSS | BBC | IGS | 1:55.33 |
| 1989- | BGS | BSHS | GT | TGS | TSS | 1:54.28 |
| 1990- | GT | BSHS | BGS | TSS | NC | 1:53.16 |
| 1991- | GT | BGS | BSHS | TSS | ACGS | 1:55.83 |
| 1992- | GT | BSHS | NC | ACGS | BBC | 1:53.59 |
| 1993- | BSHS | GT | ACGS | NC | BGS | 1:51.75 |
| 1994- | GT | NC | BGS | ACGS | BSHS | 1:51.04 |
| 1995- | BGS | GT | ACGS | NC | IGS | 1:50.36 |
| 1996- | NC | ACGS | GT | BGS | BSHS | 1:51.72 |
| 1997- | NC | TGS | BGS | IGS | GT | 1:51.79 |
| 1998- | GT | TSS | NC | BGS | TGS | 1:51.39 |
| 1999- | BGS | ACGS | IGS | TSS | TGS | 1:50.11 |
| 2000- | NC | TSS | BGS | ACGS | BBC | 1:48.98 |
| 2001- | NC | TSS | ACGS | BGS | IGS | 1:51.57 |
| 2002- | NC | GT | BGS | TSS | IGS | 1:51.24 |
| 2003- | NC | GT | TSS | TGS | IGS | 1:50.52 |
| 2004- | NC | TSS | IGS | BSHS | ACGS | 1:49.86 |
| 2005- | IGS | TSS | BGS | GT | BSHS | 1:50.00 |
| 2006- | TSS | IGS | BBC | NC | ACGS | 1:50.59 |
| 2007- | TSS | BSHS | IGS | ACGS | NC | 1:47.83 |
| 2008- | TSS | NC | IGS | ACGS | BSHS | 1:48.52 |
| 2009 - | TSS | ACGS | GT | NC | BGS | 1:49.71 |
| 2010- | NC | IGS | BGS | ACGS | TSS | 1:50.96 |
| 2011- | NC | ACGS | BGS | BSHS | TGS | 1:49.89 |
| 2012- | ACGS | TGS | IGS | BGS | NC | 1:51.61 |
| 2013- | TSS | BGS | GT | IGS | TGS | 1:48.15 |
| 2014- | TSS | GT | IGS | BGS | ACGS | 1:46.38@ |

300 Metre Freestyle Relay: Open

| Date | First | Second | Third | Fourth | Fifth | Time |
|-------|-------|--------|-------|--------|-------|-----------|
| 1947- | CEGS | TGS | BGS | GT | NC | 3.8 1/2 |
| 1948- | BGS | CEGS | TGS | TSS | BSHS | 3.9 3/10 |
| 1949- | CEGS | NC | TSS | BGS | BBC | 3.4 9/10 |
| 1950- | CEGS | NC | BGS | BBC | GT | 2.59 3/10 |
| 1952- | CEGS | GT | NC | TSS | BBC | 3.3 1/10 |
| 1953- | GT | BBC | NC | CEGS | TSS | 2.59 6/10 |
| 1954- | BBC | GT | NC | CEGS | BGS | 2.59 1/5 |
| 1955- | NC | GT | BGS | CEGS | BBC | 2.57 4/5 |
| 1956- | CEGS | NC | GT | BGS | TSS | 2.54 4/5 |
| 1957- | GT | CEGS | NC | BGS | TSS | 2.53 |
| 1958- | GT | BGS | CEGS | BBC | TSS | 2.51 4/5 |
| 1959- | CEGS | GT | NC | BBC | BGS | 2.47 4/5 |
| 1960- | CEGS | TSS | BBC | GT | BGS | 2.49 3/5 |
| 1961- | CEGS | TSS | GT | BGS | NC | 2.48 |
| 1962- | CEGS | GT | TSS | NC | BGS | 2.44 4/5 |
| 1963- | CEGS | GT | TSS | BGS | NC | 2.43.7 |
| 1964- | CEGS | BSHS | NC | TSS | GT | 2.45 |
| 1965- | TSS | CEGS | GT | NC | BGS | 2.44.5 |
| 1968- | CEGS | GT | BGS | TSS | BSHS | 2.44.1 |
| 1969- | GT | CEGS | IGS | TSS | BBC | 2.45.7 |
| 1970- | CEGS | TSS | BSHS | GT | BGS | 2.45.8 |
| 1971- | BSHS | BGS | TSS | GT | CEGS | 2.46.8 |
| 1972- | BSHS | CEGS | TSS | BGS | GT | 2.45.3 |
| 1973- | GT | CEGS | TSS | BGS | TGS | 2.43.2 |
| 1974- | GT | CEGS | BGS | NC | BSHS | 2.42.1 |
| 1975- | BGS | GT | BSHS | CEGS | NC | 2.46.7 |
| 1976- | BGS | CEGS | BSHS | GT | NC | 2.42.6 |
| 1977- | BGS | CEGS | BSHS | NC | IGS | 2.48.6 |
| 1978- | GT | BGS | BSHS | NC | CEGS | 2.45.06 |
| 1979- | BGS | BSHS | NC | GT | CEGS | 2.45.42 |
| 1980- | BSHS | NC | CEGS | TGS | GT | 2.41.21 |
| 1981- | IGS | BSHS | BGS | GT | NC | 2.38.62 |
| 1982- | GT | BGS | BSHS | TSS | CEGS | 2.38.35 |
| 1983- | BSHS | GT | BGS | IGS | NC | 2.35.67 |
| 1984- | CEGS | IGS | BSHS | BGS | BBC | 2.39.28 |
| 1985- | BGS | GT | ACGS | BSHS | NC | 2.38.18 |
| 1986- | ACGS | BGS | BBC | GT | NC | 2.39.23 |
| 1987- | ACGS | BBC | GT | BGS | IGS | 2.35.77 |
| 1988- | ACGS | NC | BGS | GT | TSS | 2.36.79 |
| 1989- | BGS | ACGS | NC | BBC | BSHS | 2.37.06 |
| 1990- | NC | ACGS | IGS | GT | BSHS | 2.36.19 |
| 1991- | BBC | NC | GT | TSS | BGS | 2.34.82 |
| 1992- | GT | NC | BGS | BSHS | ACGS | 2.34.91 |
| 1993- | NC | GT | TSS | BGS | BSHS | 2.33.30 |

300 Metre Freestyle Relay: Open (Continued)

| | | | | | | |
|--------|-----|------|------|------|------|-----------|
| 1994- | BBC | NC | BGS | GT | ACGS | 2.33.87 |
| 1995- | NC | BBC | BGS | GT | ACGS | 2.29.89 |
| 1996- | NC | BBC | TGS | BGS | ACGS | 2.31.30 |
| 1997- | NC | ACGS | BBC | BGS | TSS | 2.29.05 |
| 1998- | BGS | NC | GT | BBC | TSS | 2.30.54 |
| 1999- | NC | GT | BBC | BGS | ACGS | 2.28.48 |
| 2000- | BGS | GT | NC | ACGS | TGS | 2.32.80 |
| 2001- | NC | GT | IGS | BGS | BBC | 2.31.92 |
| 2002- | BBC | NC | GT | BGS | TGS | 2.32.18 |
| 2003- | IGS | NC | BGS | ACGS | BBC | 2.28.19 |
| 2004- | NC | TSS | GT | BGS | IGS | 2.28.60 |
| 2005- | TSS | BGS | NC | ACGS | IGS | 2.30.49 |
| 2006- | TSS | BGS | BSHS | NC | ACGS | 2.29.91 |
| 2007- | TSS | GT | NC | BGS | IGS | 2.27.87 |
| 2008- | TSS | NC | GT | BGS | ACGS | 2.30.52 |
| 2009 - | BGS | TSS | NC | BBC | ACGS | 2.25.80 @ |
| 2010- | TSS | BGS | GT | BBC | NC | 2:35.09 |
| 2011- | GT | BGS | BBC | NC | TSS | 2.32.98 |
| 2012- | TSS | NC | BGS | GT | BBC | 2:30.98 |
| 2013- | TSS | BBC | BGS | NC | GT | 2:31.74 |
| 2014- | TSS | NC | BGS | BBC | ACGS | 2:27.29 |





RECORDS OF OLD EVENTS

| Date | First | Second | Third | Forth | Fifth | Time |
|--|---------------------|-----------------------|---------------------|-------|-------|---------------|
| 50 Yards: Under 14 | | | | | | |
| 1921- | R.Browne (GT) | J. Collins (BGS) | J. Talty (NC) | | | 37.1/5 |
| 1922- | J.P. Lacey (GT) | W. McAuliffe (NC) | Elliott (TSS) | | | 35.3/5 |
| 1923- | J. Henderson (CEGS) | D. Hudson (BGS) | T. Dallon (NC) | | | 36.2/5 |
| 1924- | M. Simpson (BGS) | L. Draney (NC) | W. Cameron (TSS) | | | 34.4/5 |
| 1925- | P. Scanlan (NC) | R.J. McConnell (CEGS) | O'Connor (TSS) | | | 32.1/5 |
| 50 Yards: Under 15 | | | | | | |
| 1918- | L. Fogarty (GT) | C. Jessop (CTC) | L. South (BGS) | | | 33 |
| 1919- | J. Mobrai (GT) | E. Lucy (BGS) | R. Biggs (CEGS) | | | 30 |
| 1920- | R. Stephenson (BGS) | E. Ryan (NC) | T. Hay (TGS) | | | 32 |
| 1921- | R.M. Ward (CTC) | J. Cooper (NC) | T. Oates (BGS) | | | 35 |
| 1922- | J. Gibson (BGS) | T. Beirne (NC) | J. Alexander (BSHS) | | | 32 |
| 1923- | W. McAuliffe (NC) | Cameron (TSS) | L. Stewart (BBC) | | | 33.4/5 |
| 1924- | W. Boyle (NC) | G. Hudson (BGS) | C. Lethbridge (TSS) | | | 32.4/5 |
| 1925- | Petrie (TSS) | N. Gredden (IGS) | A. Fites (BGS) | | | 31.1/5 |
| 100 Yards Relay: Under 15 | | | | | | |
| 1918- | GT | BGS | CTC | | | No time taken |
| 1919- | GT | BGS | CTC | | | 61 |
| 1920- | BGS | NC | CTHS | | | |
| 1921- | NC | TSS | BBC | | | 66 |
| 1922- | BGS | NC | TSS | | | 62.2/5 |
| 1923- | BBC | CEGS | NC | | | 59.4/5 |
| 1924- | BGS | BSHS | CEGS | | | 60.2/5 |
| 1925- | BGS | TSS | NC | | | 61 |
| 200 Yards Relay: Under 15 | | | | | | |
| 1926- | CEGS | NC | BBC | | | 2.24.1/5 |
| 1927- | BBC | BSHS | BGS | | | 2.29.2/5 |
| 1928- | GT | BGS | TSS | | | 2.40.1/5 |
| 1929- | CEGS | BGS | GT | | | 2.23.1/5 |
| 1930- | TGS | BGS | GT | | | 2.20.1/5 |
| 1931- | NC | BGS | TSS | | | 2.21.4/5 |
| 1933- | BGS | TSS | BBC | | | 2.21.3/5 |
| 1934- | GT | TGS | TSS | | | 2.22.4/5 |
| 1935- | GT | TGS | CEGS | | | 2.16.3/5 |
| 1936- | CEGS | TGS | BBC | BGS | TSS | 2.11.4/5 |
| 1937- | TGS | | | | | |
| 1939- | CEGS | BGS | GT | NC | TSS | 2.14.1/5 |
| 1940- | CEGS | BGS | GT | NC | BBC | 2.17.1/5 |
| 1941- | CEGS | TGS | BGS & GT (tie) | BSHS | | 2.16 |
| 1943- | BGS | CEGS | NC | TGS | GT | 2.15.1/5 |
| 1944- | TGS | CEGS | NC | TSS | NC | 2.18 |
| 1945- | CEGS | BSHS | TGS | BBC | BGS | 2.9.1/2 |
| 100 Yards Freestyle: Under 16 | | | | | | |
| 1919- | F. Venning (GT) | G. Capper (BGS) | L. Creedy (NC) | | | 73 |
| 1920- | T. Ervine (BGS) | J. Corrigan (GT) | J. McCormack (NC) | | | 75.1/5 |
| 1921- | J. Lee (BGS) | T. Lacey (GT) | M. Pike (CEGS) | | | 78.2/5 |
| 1922- | E. Joyce (NC) | L. Elliott (IGS) | L. McLean (TSS) | | | 75.2/5 |
| 1923- | F. Smith (IGS) | G. Douglas (BBC) | N. Wilmington (NC) | | | 77.1/5 |
| 1924- | D. Persse (CEGS) | K. Sylow (BGS) | E. Hogan (GT) | | | 69.4/5 |
| 1925- | H. Day (BGS) | A. McIntyre (TGS) | C. Taylor (BSHS) | | | 67.2/5 |
| 200 Metre Brace Relay: Under 16 | | | | | | |
| 1929- | TSS | BGS | GT | | | 2.35.3/5 |
| 1930- | BGS | CEGS | TGS | | | 2.31.4/5 |
| 1931- | BGS | TGS | GT | | | 2.33.4/5 |
| 1932- | No competition | | | | | |
| 1933- | TGS | BSHS | BBC | | | 2.34.4/5 |
| 1934- | BSHS | TGS | TSS | | | 2.31.1/5 |
| 1935- | TSS | TGS | GT | | | 2.34.2/5 |
| 50 Yards: Open | | | | | | |
| 1918- | M. Fogarty (GT) | C. Williams (NC) | F. Neilsen (BGS) | | | 28.3/5 |
| 1919- | J. Cooper (CTHS) | M. Fogarty (GT) | G. Burns (BGS) | | | 27.1/5 |
| 1920- | C. Creedy (NC) | C.W. Schafter (BGS) | J. Mowbray (GT) | | | 303/5 |
| 1921- | J. Champion (TSS) | J. Mowbray (GT) | C. Creedy (NC) | | | 30 |
| 1922- | J. Champion (TSS) | C. Creedy (NC) | H. Beaman (CEGS) | | | 28.2/5 |
| 1923- | C. Creedy (NC) | R. Ward (BGS) | A.G. Gerrand (BSHS) | | | 30 |
| 1924- | R. Ward (BGS) | L. McLean (TSS) | L. Dunn (NC) | | | 27.4/5 |
| 1925- | R. Ward (BGS) | I. Leahy (TSS) | V. Ferry (GT) | | | 30 |
| 100 Yards: Open | | | | | | |
| 1918- | M. Fogarty (GT) | C. Williamson (NC) | N. Vallery (BGS) | | | 70 |
| 1919- | J. Cooper (CTC) | A.B. Lucy (BGS) | K.R. Townley (NC) | | | 72 |
| 1920- | K. Stack (GT) | C. Creedy (NC) | S.C. Garrett (BGS) | | | 71 |
| 1921- | C. Creedy (NC) | J. Champion (TSS) | C. Corrigan (GT) | | | 69 |
| 1922- | J. Champion (TSS) | C. Creedy (NC) | H.B. Beaman (CEGS) | | | 67.4/5 |
| 1923- | C. Creedy (NC) | J.E. Pike (TSS) | J. Lissner (BGS) | | | 70.1/5 |
| 1924- | R. Ward (BGS) | L. McLean (TSS) | G. Douglas (BBC) | | | 68 |
| 1925- | R. Ward (BGS) | J. Alexander (BSHS) | D. Persse (CEGS) | | | 67 |

RECORDS OF OLD EVENTS

| Date | First | Second | Third | Forth | Fifth | Time |
|------------------------|-------------------|---------------------|---------------------|-------|-------|----------|
| 440 Yards: Open | | | | | | |
| 1918- | J. Cooper (NC) | P. Neilsen (BGS) | K. Stack (GT) | | | 6.45 |
| 1919- | J. Cooper (CTC) | Hay (GT) | H.Dixon (TSS) | | | 6.19 |
| 1920- | K.R. Townley (NC) | F.W. Nicklin (BGS) | K. Stack (GT) | | | 6.47 |
| 1921- | C. Inman (TSS) | R. Stephenson (BGS) | T.P. Fowler (CEGS) | | | 6.32 |
| 1922- | C. Inman (TSS) | W. Lacey (GT) | R. Stephenson (BGS) | | | 6.20 |
| 1923- | E. Pike (TSS) | A. McShane (NC) | A.C. Gerrand (BSHS) | | | 6.37 |
| 1924- | K. Sylow (BGS) | A. McShane (NC) | J. Cameron (TSS) | | | 6.23.4/5 |
| 1925- | K. Sylow (BGS) | J. Killey (BGS) | A. McShane (NC) | | | 6.32 |

50 Yards Back and Breastroke: Open

| | | | | | | |
|-------|--------------------|-------------------|--------------------|--|--|--------|
| 1918- | N. Vallery (BGS) | H. Horstmann (NC) | T. Cannon (GT) | | | 40 |
| 1919- | J.G. Drake (BGS) | J. Simmonds (BBC) | F. Venning (GT) | | | 43 |
| 1920- | J.G. Drake (BGS) | A. Cole (GT) | L. Dunn (NC) | | | 42 |
| 1921- | G. Cole (GT) | T. Collins (CEGS) | J. Gibson (BGS) | | | 41 |
| 1922- | G. Cole (GT) | P. Lutvey (NC) | T. Collins (CEGS) | | | 40.1/5 |
| 1923- | T. Collins (CEGS) | J. Gibson (BGS) | P. Lutvey (NC) | | | 38.4/5 |
| 1924- | G. Douglas (BBC) | N. Ward (BGS) | P. Neville (NC) | | | 38.215 |
| 1925- | T.S. Cullinan (NC) | M. Gannon (BGS) | D. Snelling (CEGS) | | | 42.3/5 |

50 Metre Backstroke: Open

| | | | | | | |
|-------|-----------------------|--------------------|----------------------|--------------------|--------------------|--------|
| 1926- | J. Overell (TSS) | D. Snelling (CEGS) | Nelson (BGS) | | | 42.315 |
| 1927- | K. Sylow (BGS) | J. Overell (TSS) | A. McShane (NC) | | | 40.315 |
| 1928- | J. Cran (TSS) | J. Forster (CEGS) | C. Jocusmsen (NC) | | | 39.215 |
| 1929- | R. Overell (TSS) | C. Jocusmsen (NC) | P. McGovern (GT) | | | 39.215 |
| 1930- | R. Overell (TSS) | J. Heaslop (CEGS) | | | | 39.415 |
| 1931- | R. Overell (TSS) | C. Jocusmsen (NC) | J. Moffat (BGS) | | | 36.415 |
| 1933- | J. Barbat (BGS) | D. Tochey (NC) | W. Douglas (TSS) | | | 39.115 |
| 1934- | H. Krebs (IGS) | O.W. Salkeld (BGS) | E. Muller (TGS), tie | | | 38.215 |
| 1935- | T. Muller (TGS) | A. Krebs (IGS) | D. Vincent (BSHS) | | | 37.215 |
| 1936- | A. Krebs (IGS) | J. Venning (GT) | J. Venning (GT) | | | 36.415 |
| 1937- | J. Parkinson (CEGS) | J. Bernays (TGS) | W. Stuart (TGS) | W. Buchanan (TSS) | G. Mildeeke (BSHS) | 37 |
| 1939- | J.S. Parkinson (CEGS) | J.C. Rivett (TGS) | C. Wright (BBC) | W. Heatley (TSS) | N. Miller (BGS) | 35 |
| 1940- | D. Wilson (CEGS) | J.F. Moylan (GT) | T.J. Grant (GT) | K. Beltoft (NC) | E.J. Reed (BBC) | 38 |
| 1941- | A. Davidson (CEGS) | G. Stuart (TGS) | M.E. Fraser (TSS) | W.H. Irving (BGS) | J. Stuart (TGS) | 37 |
| 1943- | P. Mactaggart (CEGS) | N.C. Perkins (BGS) | J.J. Grant (GT) | J.A. Bell (TSS) | B.H. Dowling (BGS) | 35.215 |
| 1944- | P.D. Lyons (BGS) | N.M. Gow (CEGS) | W. Wright (TGS) | F.J. Hebbel (BBC) | R. O'Shea (NC) | 37 |
| 1945- | J. Card (TGS) | W. Chandler (TSS) | R.J. Scott (TGS) | K. O'Neill (NC) | P. Lowry (BSHS) | 35.315 |
| | | | I.D. Brown (BGS) | J. Falconer (CEGS) | F.J. Williams (GT) | |

50 Metre Breastroke: Open


| | | | | | | |
|-------|--------------------|----------------------|---------------------|---------------------|---------------------|---------|
| 1926- | A. McShane (NC) | H. Carter (TSS) | C. Campbell (BGS) | | | 41.415 |
| 1927- | A. McShane (NC) | P. Scanlan (GT) | D. Negus (BSHS) | | | 39.115 |
| 1928- | M. Muller (TGS) | E. Pym (BGS) | P. Scanlan (NC) | | | 42 |
| 1929- | A. Rowan (CEGS) | E. Collings (BGS) | J. McWhirter (TSS) | | | 43.315 |
| 1930- | J. McWhirter (TSS) | R. Fraser (CEGS) | P. Hart (BGS) | | | 41 |
| 1931- | G. Vowles (BGS) | C. Jocusmsen (NC) | R. Overell (TSS) | | | 42 |
| 1933- | J. Gould (IGS) | D. Morelli (NC) | R.C. Faine (TSS) | | | 40 |
| 1934- | J. Gould (IGS) | V.M. Nicholson (TSS) | A.A. Hurwood (BGS) | | | 38.415 |
| 1935- | J. Gould (IGS) | G.B. Evans (BGS) | W. Arrowsmith (BBC) | | | 37 |
| 1936- | G.B. Evans (BGS) | S.P. Larsen (TSS) | B. Mulcahy (GT) | R. Parkinson (CEGS) | F. Gaven (NC) | 38.215 |
| 1937- | C. Bernays (TGS) | R. Wright (BBC) | C. Chaplain (BGS) | J. Manly (BSHS) | | 39 |
| 1939- | W. Gradwell (-) | K. Biltoft (NC) | A. Morgan (IGS) | L. Ricketts (BBC) | R. Fraser (TGS) | 42.415 |
| 1940- | T.J. Cottee (CEGS) | D. Campbell (BSHS) | J. Johnson (TSS) | B. Lewis (NC) | A. McClymont (TGS) | 40.415 |
| 1941- | M. Emerson (CEGS) | S.R. Anderson (BBC) | F. Campbell (BSHS) | P.B. Lyons (BGS) | K.A. Stephens (TGS) | 39 |
| 1943- | P.B. Lyons (BGS) | J. Roe (CEGS) | S.R. Anderson (BBC) | P. Byrne (NC) | H. Longland (TGS) | 36.315 |
| 1944- | P.B. Lyons (BGS) | W.R. Dowd (BBC) | N.F. Parker (CEGS) | H. Longland (BGS) | R. McCannon (NC) | 37.1110 |
| 1945- | I.D. Brown (BGS) | I.L. Irvine (CEGS) | W.R. Dowd (BBC) | B. Cahill (NC) | G. Edwards (TSS) | 39 |

100 Yards Relay: Open

| | | | | | | |
|-------|-----|-----|------|--|--|---------|
| 1918- | BGS | NC | GT | | | 58 |
| 1919- | GT | BBC | TSS | | | 57 |
| 1920- | GT | NC | BGS | | | 56 |
| 1921- | TSS | GT | TGS | | | 56 |
| 1922- | TSS | NC | GT | | | 55 |
| 1923- | BGS | | | | | |
| 1924- | BGS | TSS | CEGS | | | 55.1/10 |
| 1925- | BGS | TSS | BSHS | | | 53 |

200 Metre Relay: Open

| | | | | | | |
|-------|------|------|------|------|------|----------|
| 1926- | BGS | TSS | NC | | | 2.41.1/5 |
| 1927- | BGS | NC | CEGS | | | 2.10.3/5 |
| 1928- | BGS | TSS | BSHS | | | 2.15.2/5 |
| 1930- | CEGS | BGS | TGS | | | 2.10.1/5 |
| 1931- | BGS | TSS | CEGS | | | 2.8.3/5 |
| 1934- | BGS | TSS | TGS | | | 2.6.2/5 |
| 1935- | CEGS | TGS | BGS | | | 2.6.4/5 |
| 1936- | BGS | CEGS | TGS | TSS | GT | 2.6 |
| 1937- | CEGS | BGS | BBC | TGS | TSS | 2.3.1/5 |
| 1939- | CEGS | TGS | TSS | BBC | GT | 2.2.1/5 |
| 1940- | CEGS | BGS | GT | TGS | BBC | 2.5.4/5 |
| 1941- | CEGS | GT | TGS | BBC | BGS | 2.6.3/5 |
| 1943- | CEGS | BGS | TGS | BBC | BSHS | 2.2.4/5 |
| 1944- | BGS | CEGS | NC | BSHS | TGS | 2.7.4/5 |
| 1945- | TSS | CEGS | NC | TGS | BGS | 2.3.2/5 |



NOTES

HISTORY OF GPS PREMIERS

Basketball

| | | | | | |
|------|---|--------------|--|------|--|
| 1986 | Ipswich Grammar School | 1941 | Church of England Grammar School | 1978 | Church of England Grammar School |
| 1987 | Brisbane Boys' College | 1942 to 1945 | No Competitions (World War II) | 1979 | Brisbane Grammar School |
| 1988 | Anglican Church Grammar School | 1946 | Brisbane Grammar School | 1980 | Church of England Grammar School |
| 1989 | Anglican Church Grammar School | 1947 | Brisbane Boys' College | 1981 | Brisbane Grammar School |
| 1990 | Anglican Church Grammar School & Nudgee College (tie) | 1948 | Church of England Grammar School | 1982 | Brisbane Grammar School |
| 1991 | Nudgee College & Ipswich Grammar School (tie) | 1949 | Brisbane State High School | 1983 | Church of England Grammar School |
| 1992 | Nudgee College & Ipswich Grammar School (tie) | 1950 | Church of England Grammar School | 1984 | Brisbane Grammar School |
| 1993 | Ipswich Grammar School | 1952 | Gregory Terrace | 1985 | Anglican Church of Grammar School |
| 1994 | Ipswich Grammar School (The Bro. C. L. Dillon Memorial Trophy) | 1953 | Ipswich Grammar School | 1986 | Anglican Church of Grammar School |
| 1995 | Brisbane Boys' College | 1954 | Brisbane Grammar School | 1987 | Anglican Church of Grammar School |
| 1996 | Ipswich Grammar School | 1955 | Brisbane Grammar School & Church of England Grammar School (tie) | 1988 | Anglican Church of Grammar School |
| 1997 | Gregory Terrace | 1956 | Brisbane Grammar School | 1989 | Anglican Church of Grammar School |
| 1998 | Brisbane State High School & Nudgee College (tie) | 1957 | Ipswich Grammar School | 1990 | The Southport School |
| 1999 | Brisbane State High School | 1958 | Ipswich Grammar School | 1991 | Ipswich Grammar School |
| 2000 | Brisbane State High School & Gregory Terrace (tie) | 1959 | Church of England Grammar School | 1992 | Ipswich Grammar School |
| 2001 | Nudgee College | 1960 | Brisbane Grammar School | 1993 | Brisbane Grammar School |
| 2002 | Brisbane State High School | 1961 | Brisbane Grammar School | 1994 | Brisbane Grammar School |
| 2003 | Nudgee College | 1962 | Brisbane Boys' College & Church of England Grammar School (tie) | 1995 | Brisbane Grammar School |
| 2004 | Brisbane State High School & Gregory Terrace (tie) | 1963 | Church of England Grammar School | 1996 | Brisbane Grammar School |
| 2005 | Brisbane Boys' College | 1964 | Nudgee College | 1997 | Brisbane Grammar School |
| 2006 | Brisbane State High School | 1965 | Brisbane Grammar School | 1998 | Brisbane Grammar School |
| 2007 | Brisbane State High School | 1966 | Brisbane State High School | 1999 | Nudgee College |
| 2008 | Anglican Church Grammar School | 1967 | Church of England Grammar School | 2000 | Brisbane Grammar School |
| 2009 | The Southport School | 1968 | Ipswich Grammar School | 2001 | Gregory Terrace |
| 2010 | Brisbane State High School | 1969 | Ipswich Grammar School | 2002 | Gregory Terrace |
| 2011 | Brisbane State High School & Brisbane Boys' College (tie) | 1970 | The Southport School | 2003 | Gregory Terrace |
| 2012 | The Southport School | 1971 | The Southport School & Brisbane Grammar School (tie) | 2004 | Gregory Terrace & Ipswich Grammar School (tie) |
| 2013 | Anglican Church Grammar School | 1972 | The Southport School | 2005 | Nudgee College |
| 2014 | Anglican Church Grammar School | 1973 | The Southport School | 2006 | Brisbane Grammar School |

Chess

| | | | | | |
|------|--|------|---|------|--|
| 1995 | Brisbane Grammar School | 1974 | The Southport School | 2008 | Gregory Terrace |
| 1996 | Brisbane Grammar School | 1975 | Ipswich Grammar School | 2009 | Anglican Church Grammar School |
| 1997 | Anglican Church Grammar School | 1976 | Church of England Grammar School | 2010 | Gregory Terrace & Nudgee College (tie) |
| 1998 | Anglican Church Grammar School | 1977 | Brisbane State High School | 2011 | Gregory Terrace |
| 1999 | Anglican Church Grammar School | 1978 | Brisbane Grammar School | 2012 | Anglican Church Grammar School |
| 2000 | Anglican Church Grammar School | 1979 | Brisbane State High School | 2013 | Gregory Terrace |
| 2001 | Anglican Church Grammar School | 1980 | The Southport School | 2014 | (Y5-7) Anglican Church Grammar School |
| 2002 | Anglican Church Grammar School | 1981 | The Southport School (The Earle Williams Trophy) | 2014 | (Y8-12) Gregory Terrace |
| 2003 | Brisbane Grammar School | 1982 | The Southport School | | |
| 2004 | Brisbane State High School | 1983 | Brisbane Grammar School | | |
| 2005 | Brisbane State High School | 1984 | Church of England Grammar School | | |
| 2006 | Toowoomba Grammar School (tie) | 1985 | Brisbane Boys' College | | |
| 2007 | Brisbane Grammar School | 1986 | Toowoomba Grammar School | | |
| 2008 | Anglican Church Grammar School | 1987 | Toowoomba Grammar School | | |
| 2009 | Brisbane Grammar School | 1988 | Toowoomba Grammar School | | |
| 2010 | Anglican Church Grammar School & Brisbane Grammar School (tie) | 1989 | Ipswich Grammar School | | |
| 2011 | Brisbane Grammar School | 1990 | Toowoomba Grammar School | | |
| 2012 | Brisbane Grammar School | 1991 | Nudgee College | | |
| 2013 | Brisbane Grammar School | 1992 | Brisbane State High School | | |
| 2014 | Brisbane Grammar School | 1993 | Brisbane State High School | | |
| | | 1994 | Nudgee College | | |
| | | 1995 | Brisbane Boys' College | | |
| | | 1996 | Anglican Church Grammar School | | |
| | | 1997 | Anglican Church Grammar School] | | |
| | | 1998 | Nudgee College | | |
| | | 1999 | Anglican Church Grammar School | | |
| | | 2000 | Toowoomba Grammar School | | |
| | | 2001 | Nudgee College | | |
| | | 2002 | Brisbane State High School | | |
| | | 2003 | Brisbane Boys' College | | |
| | | 2004 | Gregory Terrace | | |
| | | 2005 | Toowoomba Grammar School | | |
| | | 2006 | Ipswich Grammar School | | |
| | | 2007 | Ipswich Grammar School | | |
| | | 2008 | Ipswich Grammar School | | |
| | | 2009 | Nudgee College | | |
| | | 2010 | The Southport School | | |
| | | 2011 | The Southport School | | |
| | | 2012 | Anglican Church Grammar School | | |
| | | 2013 | Brisbane Grammar School | | |
| | | 2014 | The Southport School | | |

Cricket

| | | | | | |
|------|--|------|----------------------------------|------|--|
| 1919 | Brisbane Grammar School | 1978 | Church of England Grammar School | 1991 | Brisbane Boys' College |
| 1920 | Brisbane Grammar School & The Southport School (tie) | 1979 | Brisbane State High School | 1992 | Brisbane Grammar School |
| 1921 | Brisbane Grammar School | 1980 | The Southport School | 1993 | Brisbane Boys' College |
| 1922 | Ipswich Grammar School & Nudgee College (tie) | 1981 | The Southport School | 1994 | Brisbane Grammar School |
| 1923 | Toowoomba Grammar School & The Southport School (tie) | 1982 | The Southport School | 1995 | Nudgee College |
| 1924 | Toowoomba Grammar School | 1983 | Brisbane Grammar School | 1996 | Ipswich Grammar School |
| 1925 | Nudgee College | 1984 | Church of England Grammar School | 1997 | Nudgee College |
| 1926 | The Southport School | 1985 | Brisbane Boys' College | 1998 | Ipswich Grammar School & Nudgee College (tie) |
| 1927 | The Southport School | 1986 | Toowoomba Grammar School | 1999 | Brisbane Grammar School & Ipswich Grammar School (tie) |
| 1928 | Toowoomba Grammar School & The Southport School (tie) | 1987 | Toowoomba Grammar School | 2000 | Brisbane Grammar School |
| 1929 | The Southport School & Church of England Grammar School (tie) | 1988 | Toowoomba Grammar School | 2001 | Nudgee College |
| 1930 | Brisbane Grammar School | 1989 | Ipswich Grammar School | 2002 | Ipswich Grammar School |
| 1931 | Brisbane Grammar School & Church of England Grammar School (tie) | 1990 | Toowoomba Grammar School | 2003 | Nudgee College |
| 1932 | Toowoomba Grammar School | 1991 | Nudgee College | 2004 | Brisbane Boys' College |
| 1933 | Toowoomba Grammar School | 1992 | Brisbane State High School | 2005 | Brisbane State High School |
| 1934 | Church of England Grammar School | 1993 | Brisbane State High School | 2006 | Brisbane Grammar School & Brisbane State High School (tie) |
| 1935 | Church of England Grammar School | 1994 | Nudgee College | 2007 | Brisbane Grammar School |
| 1936 | Toowoomba Grammar School | 1995 | Brisbane Boys' College | 2008 | Ipswich Grammar School |
| 1937 | Ipswich Grammar School | 1996 | Anglican Church Grammar School | 2009 | Ipswich Grammar School |
| 1938 | Nudgee College | 1997 | Anglican Church Grammar School] | 2010 | Brisbane Boys' College |
| 1939 | Nudgee College | 1998 | Nudgee College | 2011 | Brisbane Boys' College |
| 1940 | Church of England Grammar School | 1999 | Anglican Church Grammar School | 2012 | The Southport School |

Cross Country

| | | | | | |
|------|--|------|---|------|---|
| 1971 | Church of England Grammar School | 2007 | Brisbane Grammar School | 2013 | Nudgee College & The Southport School (tie) |
| 1972 | Church of England Grammar School | 2008 | Ipswich Grammar School | 2014 | Nudgee College & The Southport School (tie) |
| 1973 | Church of England Grammar School | 2009 | Ipswich Grammar School | | |
| 1974 | Brisbane Grammar School | 2010 | Brisbane Boys' College | | |
| 1975 | Brisbane Grammar School & Church of England Grammar School (tie) | 2011 | Brisbane Boys' College | | |
| 1976 | Church of England Grammar School | 2012 | The Southport School | | |
| 1977 | Church of England Grammar School | 2013 | Nudgee College & The Southport School (tie) | | |
| | | 2014 | Nudgee College & The Southport School (tie) | | |

Debating

| | |
|------|---|
| 2002 | Gregory Terrace & Brisbane Grammar School (tie) |
| 2003 | Brisbane Grammar School |
| 2004 | Brisbane Grammar School |
| 2005 | Brisbane Grammar School & Gregory Terrace (tie) |
| 2006 | Gregory Terrace |
| 2007 | Anglican Church Grammar School (The Vicki Sargent Memorial Trophy) |
| 2008 | Brisbane Grammar School |
| 2009 | Brisbane Grammar School |
| 2010 | Brisbane Grammar School |
| 2011 | Brisbane Grammar School |
| 2012 | Anglican Church Grammar School |
| 2013 | Brisbane Grammar School |
| 2014 | Brisbane Grammar School |

Football (formerly known as Soccer)

| | |
|------|--|
| 1991 | Brisbane Boys' College |
| 1992 | Brisbane Grammar School |
| 1993 | Brisbane Boys' College |
| 1994 | Brisbane Grammar School |
| 1995 | Nudgee College |
| 1996 | Ipswich Grammar School |
| 1997 | Nudgee College |
| 1998 | Ipswich Grammar School & Nudgee College (tie) |
| 1999 | Brisbane Grammar School & Ipswich Grammar School (tie) |
| 2000 | Brisbane Grammar School |
| 2001 | Nudgee College |
| 2002 | Ipswich Grammar School |
| 2003 | Nudgee College |
| 2004 | Brisbane Boys' College |
| 2005 | Brisbane State High School |
| 2006 | Brisbane Grammar School & Brisbane State High School (tie) |
| 2007 | Brisbane Grammar School |
| 2008 | Ipswich Grammar School |
| 2009 | Ipswich Grammar School |
| 2010 | Brisbane Boys' College |
| 2011 | Brisbane Boys' College |
| 2012 | The Southport School |
| 2013 | Nudgee College & The Southport School (tie) |
| 2014 | Nudgee College & The Southport School (tie) |

HISTORY OF GPS PREMIERS

Gymnastics

1915 Brisbane Grammar School
 1916 Nudgee College
 1917 Brisbane Grammar School
 1918 Brisbane Grammar School (*GPS commenced 1918*)
 1919 Gregory Terrace
 1920 Nudgee College
 1921 Brisbane Grammar School
 1922 Brisbane Grammar School
 1923 Brisbane Grammar School
 1924 No Competition
 1925 Brisbane Grammar School
 1926 Brisbane Grammar School
 1927 Brisbane Grammar School
 1928 Brisbane Grammar School
 1929 to 1932 No Competitions
 1933 Brisbane Grammar School
 1934 Brisbane Grammar School
 1935 The Southport School
 1936 The Southport School
 1937 Brisbane Grammar School
 1938 Brisbane Grammar School
 1939 Brisbane Grammar School
 1940 Church of England Grammar School
 1941 Gregory Terrace
 1942 Gregory Terrace
 1943 Brisbane Grammar School
 1944 Brisbane Grammar School
 1945 Brisbane Grammar School
 1946 Brisbane Grammar School
 1947 Brisbane Grammar School
 1948 Brisbane Grammar School
 1949 Church of England Grammar School
 1950 Brisbane Grammar School
 1951 Brisbane Grammar School
 1952 Church of England Grammar School
 1953 Brisbane Grammar School
 1954 Church of England Grammar School
 1955 Church of England Grammar School
 1956 Church of England Grammar School
 1957 Brisbane Grammar School
 1958 Brisbane Grammar School
 1959 Brisbane Grammar School
 1960 Brisbane Grammar School
 1961 Brisbane Grammar School
 1962 The Southport School
 1963 The Southport School
 1964 Church of England Grammar School
 1965 Church of England Grammar School
 1966 Brisbane Grammar School
 1967 Brisbane Grammar School
 1968 Brisbane Grammar School
 1969 Church of England Grammar School
 1970 Brisbane Grammar School
 1971 Brisbane Grammar School
 1972 Brisbane Grammar School
 1973 Brisbane Grammar School
 1974 Brisbane Grammar School
 1975 Brisbane Grammar School
 1976 Brisbane Grammar School
 1977 Brisbane Grammar School
 1978 Brisbane Grammar School
 1979 Brisbane Grammar School
 1980 Brisbane Grammar School
 1981 Brisbane Grammar School
 1982 Brisbane Grammar School
 1983 Brisbane Grammar School
 1984 Brisbane Grammar School
 1985 Brisbane Grammar School
 1986 Brisbane Grammar School
 1987 Brisbane Grammar School
 1988 Anglican Church Grammar School
 1989 Anglican Church Grammar School
 1990 Anglican Church Grammar School
 (The Jim Young Cup)
 1991 Anglican Church Grammar School
 1992 Brisbane Grammar School
 1993 Toowoomba Grammar School
 1994 Toowoomba Grammar School & Gregory Terrace (tie)
 1995 Gregory Terrace
 1996 Nudgee College
 1997 Anglican Church Grammar School
 1998 Brisbane Boys' College
 1999 Brisbane Boys' College

2000 Brisbane Boys' College
 2001 Brisbane Boys' College
 2002 Anglican Church Grammar School
 2003 Anglican Church Grammar School
 2004 Brisbane Grammar School
 & Brisbane Boys' College (tie)
 2005 Brisbane Grammar School
 2006 Brisbane Grammar School
 2007 Brisbane Boys' College
 2008 The Southport School
 2009 The Southport School
 2010 The Southport School
 2011 Brisbane Grammar School
 2012 Brisbane Grammar School
 2013 Brisbane Grammar School
 2014 Brisbane Grammar School

Rowing

(The O'Connor Cup)

1918 The Southport School
 1919 Brisbane Boys' College
 1920 The Southport School
 1921 The Southport School
 1922 Church of England Grammar School
 1923 The Southport School
 1924 Brisbane Boys' College
 1925 Brisbane State High School
 1926 Church of England Grammar School
 1927 Brisbane State High School
 1928 Brisbane Grammar School
 & Brisbane State High School (tie)
 1929 Brisbane Grammar School
 1930 The Southport School
 1931 The Southport School
 1932 Brisbane State High School
 1933 The Southport School
 1934 Brisbane Grammar School
 1936 Church of England Grammar School
 1937 Brisbane Boys' College
 1938 Brisbane Boys' College
 1939 Church of England Grammar School
 1940 Church of England Grammar School
 1941 Church of England Grammar School
 1942 to 1945 No Competition
 1946 Brisbane Boys' College
 1947 Brisbane Boys' College
 1948 Brisbane State High School
 1949 Brisbane Boys' College
 1950 Brisbane Boys' College
 1951 Brisbane Boys' College
 1952 Brisbane Boys' College
 1953 The Southport School
 1954 The Southport School
 1955 Brisbane Grammar School (First year in eights)
 1956 Brisbane Boys' College
 1957 Brisbane Boys' College
 1958 The Southport School
 1959 The Southport School
 1960 Brisbane Grammar School
 1961 Brisbane Boys' College
 1962 Brisbane Boys' College
 1963 Church of England Grammar School
 1964 Brisbane Grammar School
 1965 Brisbane Boys' College
 & Brisbane Grammar School (tie)
 1966 Brisbane Boys' College
 1967 Brisbane Grammar School
 1968 Brisbane Boys' College
 1969 Church of England Grammar School
 1970 The Southport School
 1971 Church of England Grammar School
 1972 Brisbane Boys' College
 1973 Church of England Grammar School
 1974 Brisbane Boys' College
 1975 Church of England Grammar School
 1976 Brisbane Grammar School
 1977 Brisbane Grammar School
 1978 The Southport School
 1979 Brisbane Grammar School
 1980 Brisbane Grammar School
 1981 Brisbane Grammar School
 1982 Gregory Terrace
 1983 No Race
 1984 Brisbane Grammar School

1985 The Southport School
 1986 The Southport School
 1987 The Southport School
 1988 Brisbane Grammar School
 1989 The Southport School
 1990 Brisbane Boys' College
 1991 The Southport School
 1992 Brisbane Boys' College
 1993 Brisbane Boys' College
 1994 Gregory Terrace
 1995 Brisbane Grammar School
 1996 Gregory Terrace
 1997 Brisbane Grammar School
 1998 Anglican Church Grammar School
 1999 Brisbane Grammar School
 2000 The Southport School
 2001 Brisbane Grammar School
 2002 Brisbane Boys' College
 2003 Nudgee College
 2004 Anglican Church Grammar School
 2005 Anglican Church Grammar School
 2006 The Southport School
 2007 Brisbane Grammar School
 2008 Gregory Terrace
 2009 Nudgee College
 2010 Anglican Church Grammar School
 2011 Nudgee College
 2012 Anglican Church Grammar School
 2013 Nudgee College
 2014 Nudgee College

Rowing

(The Old Boys' Cup)

1988 The Southport School
 1989 The Southport School
 1990 Anglican Church Grammar School
 1991 Anglican Church Grammar School
 1992 Brisbane Boys' College
 1993 Brisbane Boys' College
 1994 Brisbane Grammar School
 1995 Brisbane Grammar School
 1996 Brisbane Grammar School
 1997 Gregory Terrace
 1998 Brisbane Grammar School
 1999 Anglican Church Grammar School
 2000 The Southport School
 2001 Brisbane Boys' College
 2002 Brisbane Boys' College
 2003 Brisbane Boys' College
 2004 Anglican Church Grammar School
 2005 Anglican Church Grammar School
 2006 Anglican Church Grammar School
 2007 Gregory Terrace
 2008 Gregory Terrace
 2009 Gregory Terrace
 2010 Not awarded as all races were not conducted
 due to weather
 2011 Nudgee College
 2012 Nudgee College & The Southport School (tie)
 2013 The Southport School
 2014 Nudgee College

Rugby

1918 Ipswich Grammar School
 1919 Ipswich Grammar School
 1920 Nudgee College
 1921 Nudgee College
 1922 The Southport School
 1923 Nudgee College
 1924 Nudgee College & Toowoomba Grammar School (tie)
 1925 Nudgee College
 1926 The Southport School
 1927 Gregory Terrace
 1928 Nudgee College
 1929 Gregory Terrace
 1930 Toowoomba Grammar School
 1931 Nudgee College
 1932 Nudgee College & Toowoomba Grammar School (tie)
 1933 The Southport School
 1934 Ipswich Grammar School
 1935 Nudgee College
 1936 Nudgee College
 1937 Nudgee College
 1938 The Southport School

HISTORY OF GPS PREMIERS

Rugby continued

| | |
|--------------|--|
| 1939 | Church of England Grammar School |
| 1940 | Nudgee College |
| 1941 | Nudgee College |
| 1942 to 1945 | No Competitions |
| 1946 | Nudgee College |
| 1947 | Brisbane State High School |
| 1948 | Toowoomba Grammar School |
| 1949 | Church of England Grammar School |
| 1950 | Nudgee College & Church of England Grammar School (tie) |
| 1951 | Church of England Grammar School |
| 1952 | Nudgee College |
| 1953 | Nudgee College |
| 1954 | Toowoomba Grammar School, Nudgee College, Brisbane Boys' College, Church of England Grammar School (tie) |
| 1955 | Church of England Grammar School |
| 1956 | Brisbane Grammar School, Toowoomba Grammar School, Gregory Terrace (tie) |
| 1957 | Church of England Grammar School |
| 1958 | Brisbane Grammar School |
| 1959 | Church of England Grammar School |
| 1960 | Nudgee College |
| 1961 | Nudgee College |
| 1962 | Church of England Grammar School |
| 1963 | Church of England Grammar School |
| 1964 | Brisbane State High School |
| 1965 | Nudgee College |
| 1966 | Nudgee College |
| 1967 | Church of England Grammar School |
| 1968 | Nudgee College |
| 1969 | Brisbane State High School |
| 1970 | Nudgee College |
| 1971 | Nudgee College |
| 1972 | Brisbane Grammar School |
| 1973 | Brisbane Grammar School & Brisbane State High School (tie) |
| 1974 | Brisbane State High School & Church of England Grammar School (tie) |
| 1975 | Brisbane State High School |
| 1976 | Brisbane State High School & Brisbane Grammar School (tie) |
| 1977 | Gregory Terrace |
| 1978 | Gregory Terrace |
| 1979 | Gregory Terrace & Brisbane Grammar School (tie) |
| 1980 | Gregory Terrace |
| 1981 | Gregory Terrace |
| 1982 | Church of England Grammar School |
| 1983 | Brisbane State High School |
| 1984 | Brisbane State High School & Ipswich Grammar School (tie) |
| 1985 | Ipswich Grammar School |
| 1986 | Nudgee College |
| 1987 | Nudgee College |
| 1988 | Ipswich Grammar School |
| 1989 | Ipswich Grammar School |
| 1990 | Nudgee College |
| 1991 | Nudgee College |
| 1992 | Brisbane Grammar School & Brisbane State High School (tie) |
| 1993 | Ipswich Grammar School, Brisbane State High School, Nudgee College (tie) |
| 1994 | Nudgee College |
| 1995 | Nudgee College |
| 1996 | Gregory Terrace |
| 1997 | Nudgee College |
| 1998 | Nudgee College |
| 1999 | Anglican Church Grammar School |
| 2000 | Nudgee College |
| 2001 | The Southport School |
| 2002 | Nudgee College |
| 2003 | Anglican Church Grammar School & The Southport School (tie) |
| 2004 | Gregory Terrace |
| 2005 | Anglican Church Grammar School & Brisbane State High School (tie) |
| 2006 | The Southport School |
| 2007 | The Southport School |
| 2008 | Nudgee College |
| 2009 | Brisbane State High School |
| 2010 | Brisbane State High School / Nudgee College & The Southport School (tie) |
| 2011 | Nudgee College |
| 2012 | Brisbane Grammar School |

| | |
|------|--------------------------------|
| 2013 | Nudgee College |
| 2014 | Anglican Church Grammar School |

Sailing

| | |
|------|---|
| 2000 | Brisbane Grammar School |
| 2001 | Anglican Church Grammar School |
| 2002 | The Southport School |
| 2003 | The Southport School |
| 2004 | Anglican Church Grammar School |
| 2005 | Brisbane Grammar School |
| 2006 | Brisbane Grammar School |
| 2007 | Brisbane Boys' College |
| 2008 | Brisbane Boys' College |
| 2009 | Anglican Church Grammar School |
| 2010 | Anglican Church Grammar School |
| 2011 | Brisbane Boys' College |
| 2012 | <i>Not awarded as all races were not conducted due to weather</i> |
| 2013 | Brisbane Grammar School |
| 2014 | The Southport School |

Swimming

| | |
|--------------|--|
| 1918 | Gregory Terrace |
| 1919 | Gregory Terrace |
| 1920 | Brisbane Grammar School |
| 1921 | Gregory Terrace |
| 1922 | The Southport School |
| 1923 | Nudgee College |
| 1924 | Brisbane Grammar School |
| 1925 | Brisbane Grammar School |
| 1926 | Brisbane Grammar School |
| 1927 | Brisbane Grammar School |
| 1928 | Brisbane Grammar School |
| 1929 | Brisbane Grammar School |
| 1930 | Church of England Grammar School |
| 1931 | Brisbane Grammar School |
| 1932 | No Competition |
| 1933 | Brisbane State High School |
| 1934 | Brisbane Grammar School |
| 1935 | Toowoomba Grammar School |
| 1936 | Brisbane Grammar School |
| 1937 | Church of England Grammar School |
| 1938 | No Competition |
| 1939 | Church of England Grammar School |
| 1940 | Church of England Grammar School |
| 1941 | Church of England Grammar School |
| 1942 | No Competition |
| 1943 | Church of England Grammar School |
| 1944 | Church of England Grammar School |
| 1945 | Church of England Grammar School |
| 1946 | Church of England Grammar School |
| 1947 | Church of England Grammar School |
| 1948 | Church of England Grammar School |
| 1949 | Church of England Grammar School |
| 1950 | Church of England Grammar School |
| 1951 | No Competition |
| 1952 | Gregory Terrace |
| 1953 | Gregory Terrace |
| 1954 | Nudgee College & Gregory Terrace (tie) |
| 1955 | Gregory Terrace |
| 1956 | Church of England Grammar School |
| 1957 | Gregory Terrace |
| 1958 | Gregory Terrace |
| 1959 | Gregory Terrace |
| 1960 | Church of England Grammar School |
| 1961 | Church of England Grammar School |
| 1962 | Church of England Grammar School |
| 1963 | Church of England Grammar School |
| 1964 | Church of England Grammar School |
| 1965 | Church of England Grammar School |
| 1966 to 1967 | No Competition |
| 1968 | Brisbane State High School |
| 1969 | Brisbane State High School |
| 1970 | Gregory Terrace |
| 1971 | Brisbane Grammar School |
| 1972 | Brisbane Grammar School |
| 1973 | Brisbane Grammar School |
| 1974 | Brisbane Grammar School |
| 1975 | Brisbane Grammar School |
| 1976 | Brisbane Grammar School |
| 1977 | Brisbane Grammar School |
| 1978 | Brisbane State High School |
| 1979 | Brisbane State High School |
| 1980 | Brisbane State High School |
| 1981 | Brisbane State High School |

| | |
|------|---|
| 1982 | Brisbane State High School |
| 1983 | Brisbane State High School |
| 1984 | Brisbane State High School |
| 1985 | Brisbane State High School |
| 1986 | Brisbane State High School |
| 1987 | Gregory Terrace |
| 1988 | Gregory Terrace |
| 1989 | Gregory Terrace |
| 1990 | Gregory Terrace |
| 1991 | Gregory Terrace |
| 1992 | Nudgee College |
| 1993 | Nudgee College |
| 1994 | Nudgee College |
| 1995 | Nudgee College |
| 1996 | Nudgee College |
| 1997 | Nudgee College |
| 1998 | Nudgee College |
| 1999 | Nudgee College |
| 2000 | Nudgee College |
| 2001 | Nudgee College |
| 2002 | Nudgee College |
| 2003 | Nudgee College |
| 2004 | The Southport School |
| 2005 | The Southport School |
| 2006 | Nudgee College |
| 2007 | The Southport School |
| 2008 | The Southport School |
| 2009 | Nudgee College |
| 2010 | Nudgee College |
| 2011 | Nudgee College |
| 2012 | Nudgee College |
| 2013 | The Southport School |
| 2014 | (Y5-7) Anglican Church Grammar School (Y8-12) Anglican Church Grammar School |

Tennis

| | |
|------------------------------|---|
| (The J. N. Radcliffe Trophy) | |
| 1918 | Brisbane Grammar School |
| 1919 | Brisbane Grammar School |
| 1920 | Brisbane Grammar School |
| 1921 | Brisbane Grammar School, Ipswich Grammar School & The Southport School (tie) |
| 1922 | Brisbane Grammar School |
| 1923 | Brisbane Grammar School |
| 1924 | The Southport School |
| 1925 | Brisbane Grammar School |
| 1926 | The Southport School |
| 1927 | Toowoomba Grammar School |
| 1928 | Brisbane Grammar School |
| 1929 | Ipswich Grammar School |
| 1930 | The Southport School |
| 1931 | Brisbane Grammar School |
| 1932 | Toowoomba Grammar School |
| 1933 | Brisbane Grammar School |
| 1934 | Brisbane Boys' College, Brisbane Grammar School & The Southport School (tie) |
| 1935 | Nudgee College |
| 1936 | Nudgee College |
| 1937 | Toowoomba Grammar School |
| 1938 | Toowoomba Grammar School |
| 1939 | Toowoomba Grammar School |
| 1940 | Toowoomba Grammar School |
| 1941 | Church of England Grammar School & Ipswich Grammar School (tie) |
| 1942 to 1945 No Competitions | |
| 1946 | Toowoomba Grammar School |
| 1947 | Toowoomba Grammar School |
| 1948 | Church of England Grammar School & Toowoomba Grammar School (tie) |
| 1949 | Toowoomba Grammar School |
| 1950 | Brisbane Grammar School |
| 1951 | Brisbane Grammar School |
| 1952 | Toowoomba Grammar School |
| 1953 | Brisbane Grammar School |
| 1954 | Brisbane State High School |
| 1955 | Gregory Terrace |
| 1956 | The Southport School |
| 1957 | Church of England Grammar School & Toowoomba Grammar School (tie) |
| 1958 | Church of England Grammar School |
| 1959 | Brisbane State High School |
| 1960 | Church of England Grammar School |
| 1961 | Church of England Grammar School |
| 1962 | Church of England Grammar School |
| 1963 | Brisbane Grammar School |

HISTORY OF GPS PREMIERS

Tennis continued

| | |
|------|--|
| 1964 | Brisbane Grammar School |
| 1965 | Brisbane Grammar School |
| 1966 | Brisbane Grammar School |
| 1967 | Brisbane Grammar School |
| 1968 | Brisbane Grammar School |
| 1969 | Brisbane Grammar School |
| 1970 | Brisbane Grammar School |
| 1971 | Brisbane Grammar School |
| 1972 | Brisbane Grammar School & Brisbane State High School (tie) |
| 1973 | Brisbane State High School |
| 1974 | Brisbane Grammar School |
| 1975 | Brisbane Grammar School |
| 1976 | Brisbane Grammar School |
| 1977 | Brisbane Grammar School |
| 1978 | Brisbane Grammar School |
| 1979 | Brisbane Grammar School |
| 1980 | Brisbane Grammar School |
| 1981 | Brisbane Grammar School |
| 1982 | Brisbane Grammar School |
| 1983 | Brisbane Boys' College |
| 1984 | Brisbane State High School |
| 1985 | Brisbane Grammar School |
| 1986 | Brisbane Grammar School |
| 1987 | Brisbane Boys' College |
| 1988 | Nudgee College |
| 1989 | Nudgee College |
| 1990 | Nudgee College |
| 1991 | Brisbane Grammar School |
| 1992 | Gregory Terrace |
| 1993 | Nudgee College |
| 1994 | Nudgee College |
| 1995 | Gregory Terrace |
| 1996 | Anglican Church Grammar School |
| 1997 | Anglican Church Grammar School |
| 1998 | Gregory Terrace |
| 1999 | Gregory Terrace |
| 2000 | The Southport School |
| 2001 | The Southport School |
| 2002 | Ipswich Grammar School & Gregory Terrace (tie) |
| 2003 | Brisbane Grammar School, Gregory Terrace, Nudgee College (tie) |
| 2004 | Anglican Church Grammar School |
| 2005 | Anglican Church Grammar School |
| 2006 | Brisbane Boys' College |
| 2007 | Brisbane Boys' College |
| 2008 | Brisbane Boys' College |
| 2009 | Brisbane Grammar School & Ipswich Grammar School (tie) |
| 2010 | Ipswich Grammar School |
| 2011 | Brisbane Boys' College, Brisbane Grammar School, Nudgee College (tie) |
| 2012 | Brisbane Grammar School |
| 2013 | Brisbane Boys' College, Brisbane Grammar School, Nudgee College (tie) |
| 2014 | Brisbane Boys' College |

Track and Field

(The Sir John Goodwin Cup)

| | |
|------|---|
| 1918 | The Southport School |
| 1919 | The Southport School & Nudgee College (tie) |
| 1920 | Nudgee College |
| 1921 | Nudgee College |
| 1922 | The Southport School |
| 1923 | Church of England Grammar School |
| 1924 | Brisbane Grammar School |
| 1925 | Brisbane Boys' College |
| 1926 | Brisbane Grammar School |
| 1927 | Gregory Terrace |
| 1928 | Brisbane Grammar School |
| 1929 | The Southport School & Church of England Grammar School (tie) |
| 1930 | Gregory Terrace |
| 1931 | Nudgee College |
| 1932 | Brisbane Grammar School |
| 1933 | The Southport School |
| 1934 | Gregory Terrace |
| 1935 | Brisbane Grammar School & Church of England Grammar School (tie) |
| 1936 | Brisbane Grammar School |
| 1937 | Brisbane Grammar School |

| | |
|------|---------------------------------------|
| 1938 | Brisbane Grammar School |
| 1939 | Brisbane Boys' College |
| 1940 | Nudgee College |
| 1941 | Brisbane Grammar School |
| 1942 | Brisbane Boys' College |
| 1943 | Church of England Grammar School |
| 1944 | Church of England Grammar School |
| 1945 | Toowoomba Grammar School |
| 1946 | Brisbane State High School |
| 1947 | Brisbane State High School |
| 1948 | Brisbane Grammar School |
| 1949 | Church of England Grammar School |
| 1950 | Gregory Terrace |
| 1951 | Gregory Terrace |
| 1952 | Church of England Grammar School |
| 1953 | Church of England Grammar School |
| 1954 | Church of England Grammar School |
| 1955 | Nudgee College |
| 1956 | Church of England Grammar School |
| 1957 | Church of England Grammar School |
| 1958 | Church of England Grammar School |
| 1959 | Church of England Grammar School |
| 1960 | Church of England Grammar School |
| 1961 | Church of England Grammar School |
| 1962 | Church of England Grammar School |
| 1963 | Church of England Grammar School |
| 1964 | Church of England Grammar School |
| 1965 | Church of England Grammar School |
| 1966 | Brisbane State High School |
| 1967 | Brisbane State High School |
| 1968 | Brisbane State High School |
| 1969 | Nudgee College |
| 1970 | Nudgee College |
| 1971 | Toowoomba Grammar School |
| 1972 | Toowoomba Grammar School |
| 1973 | Church of England Grammar School |
| 1974 | Church of England Grammar School |
| 1975 | Brisbane State High School |
| 1976 | Brisbane State High School |
| 1977 | Brisbane State High School |
| 1978 | Brisbane State High School |
| 1979 | Brisbane State High School |
| 1980 | Brisbane State High School |
| 1981 | Brisbane State High School |
| 1982 | Brisbane State High School |
| 1983 | Brisbane State High School |
| 1984 | Ipswich Grammar School |
| 1985 | Ipswich Grammar School |
| 1986 | Ipswich Grammar School |
| 1987 | Ipswich Grammar School |
| 1988 | Brisbane Grammar School |
| 1989 | Brisbane Grammar School |
| 1990 | Ipswich Grammar School |
| 1991 | Ipswich Grammar School |
| 1992 | Ipswich Grammar School |
| 1993 | Nudgee College |
| 1994 | Brisbane Grammar School |
| 1995 | Brisbane Grammar School |
| 1996 | Nudgee College |
| 1997 | Nudgee College |
| 1998 | Ipswich Grammar School |
| 1999 | Ipswich Grammar School |
| 2000 | Ipswich Grammar School |
| 2001 | Ipswich Grammar School |
| 2002 | Ipswich Grammar School |
| 2003 | Ipswich Grammar School |
| 2004 | Ipswich Grammar School |
| 2005 | Ipswich Grammar School |
| 2006 | Nudgee College |
| 2007 | Ipswich Grammar School |
| 2008 | Ipswich Grammar School |
| 2009 | Ipswich Grammar School |
| 2010 | Nudgee College |
| 2011 | Ipswich Grammar School |
| 2012 | Ipswich Grammar School |
| 2013 | Nudgee College |
| 2014 | (Y5-7) Anglican Church Grammar School |
| 2014 | (Y8-12) Nudgee College |

Volleyball

| | |
|------|--|
| 1994 | Brisbane Boys' College |
| 1995 | Brisbane Boys' College |
| 1996 | Brisbane Boys' College & Gregory Terrace (tie) |
| 1997 | Gregory Terrace |
| 1998 | Anglican Church Grammar School |
| 1999 | Brisbane Boys' College |
| 2000 | Brisbane Grammar School & Gregory Terrace (tie) |
| 2001 | Brisbane Boys' College |
| 2002 | Ipswich Grammar School & Nudgee College (tie) |
| 2003 | Brisbane Grammar School |
| 2004 | Brisbane Grammar School |
| 2005 | Brisbane Grammar School |
| 2006 | Brisbane Grammar School (The Peter Donaldson Memorial Trophy) |
| 2007 | Brisbane Grammar School |
| 2008 | Brisbane Grammar School |
| 2009 | Brisbane Grammar School |
| 2010 | Brisbane Grammar School & Gregory Terrace (tie) |
| 2011 | Brisbane Grammar School |
| 2012 | Brisbane Grammar School |
| 2013 | Brisbane Grammar School |
| 2014 | Gregory Terrace |

Bauman Cup

(This Cup was awarded to the Top School over all GPS Competition at first level and Championship events.

The GPS sports used to calculate the Bauman Cup were as follows: Premierships: Cricket 1st XI, 1st VIII (Rowing was not a championship sport) 1st XV Rugby & 1st IV Tennis; Championships: Swimming, Track & Field & Gymnastics (Cross Country was not a GPS Sport).

| | |
|------|----------------------------------|
| 1953 | Church of England Grammar School |
| 1954 | Church of England Grammar School |
| 1955 | Church of England Grammar School |
| 1956 | Church of England Grammar School |
| 1957 | Church of England Grammar School |
| 1958 | Church of England Grammar School |
| 1959 | Church of England Grammar School |
| 1960 | Church of England Grammar School |
| 1961 | Church of England Grammar School |
| 1962 | Church of England Grammar School |
| 1963 | Church of England Grammar School |
| 1964 | Church of England Grammar School |
| 1965 | Church of England Grammar School |
| 1966 | Brisbane State High School |
| 1967 | Church of England Grammar School |
| 1968 | Church of England Grammar School |
| 1969 | Brisbane Grammar School |
| 1970 | Church of England Grammar School |
| 1971 | Brisbane Grammar School |
| 1972 | Brisbane Grammar School |
| 1973 | Brisbane Grammar School |
| 1974 | Brisbane Grammar School |
| 1975 | Brisbane Grammar School |
| 1976 | Brisbane Grammar School |
| 1977 | Discontinued |

*CEGS – Church of England Grammar School now known as Anglican Church Grammar School

FIRE & EVACUATION PROCEDURES



BRI/BANE AQUATIC CENTRE

FIRE WARNING SYSTEM

Installed in the building is an Automatic Fire Alarm System with Heat Detectors, Smoke Detectors & Manual Call Points located throughout the building. Activation of any of the above devices **WILL** automatically call the Fire Brigade.

A fire alarm will cause the emergency warning system to produce a sound called the Alert tone **Barp Barp**



Should an evacuation of the building be ordered the sound you will hear is **Whoop Whoop**

**To call Fire Brigade
Dial 000 or mobile 112**

SAFETY MEASURES

- ⊖ Sound the fire alarm on discovery of a fire by breaking the glass on the nearest manual call point
- ⊖ Always react to a fire alarm and assist others.
- ⊖ Familiarise yourself with the locations of fire extinguishers and the Manual Call Points in your work area
- ⊖ Exit passageways and access to extinguishers and Manual Call Points must remain clear at all times
- ⊖ Tasks which may result in a fire should be avoided. **TURN OFF** electrical appliances when not in use.
- ⊖ Your role during a fire alarm is firstly preserve life safety then attempt to extinguish the fire (only if safe to do so)

FIGHTING OF FIRES SHOULD, FOR SAFETY REASONS BE UNDERTAKEN IF TWO PERSONS ARE PRESENT, THE CORRECT FIRE EXTINGUISHER IS AVAILABLE AND IT IS SAFE TO PERFORM THIS TASK.



Mobility impaired persons should exit immediately on a fire alarm, assisted by a nominated person at the time.

FIRE FIGHTING EQUIPMENT

Installed in the building:

Fire Hose Reels

Carbon Dioxide Extinguishers
(Colour Red with Black Band)

Dry Chemical Powder Extinguishers
(Colour Red with White band)

Vaporizing Liquid Extinguisher
(Colour Red with Yellow Band)

Check the extinguisher label for instructions.

UNDER NO CIRCUMSTANCES SHOULD FIRE HOSE REELS BE USED ON OR NEAR LIVE ELECTRICAL APPLIANCES OR POWER OUTLETS.

FIRE ALARM PROCEDURES

At all times, when a fire alarm sounds or hearing the Alert tone **Barp Barp**, you are to prepare to evacuate.

- ⊖ Warn Public, make safe equipment, store valuables collect personal belongings from the immediate area
- ⊖ Move to an exit point from your area and await instructions from the Fire Warden.

EVACUATE THE BUILDING IF YOUR SAFETY IS AT RISK, SMOKE IS PRESENT (OBVIOUS OR SMELT) OR IF INSTRUCTED BY THE FIRE WARDEN

When the order to evacuate is given or when hearing the Evacuation tone **Whoop Whoop** you are to:

- ⊖ Exit the building by the nominated exit points and move directly to the Assembly Area. Fire Wardens will take control and provide any further directions.

APPLY CAUTION IN CROSSING ROADS

IF A FIRE ALARM SOUNDS AFTER ADMINISTRATION WORKING HOURS, OCCUPANTS ARE URGED TO EVACUATE IMMEDIATELY

DO NOT RE-ENTER THE BUILDING UNTIL THE FIRE BRIGADE ADVISE IT IS SAFE TO DO SO.



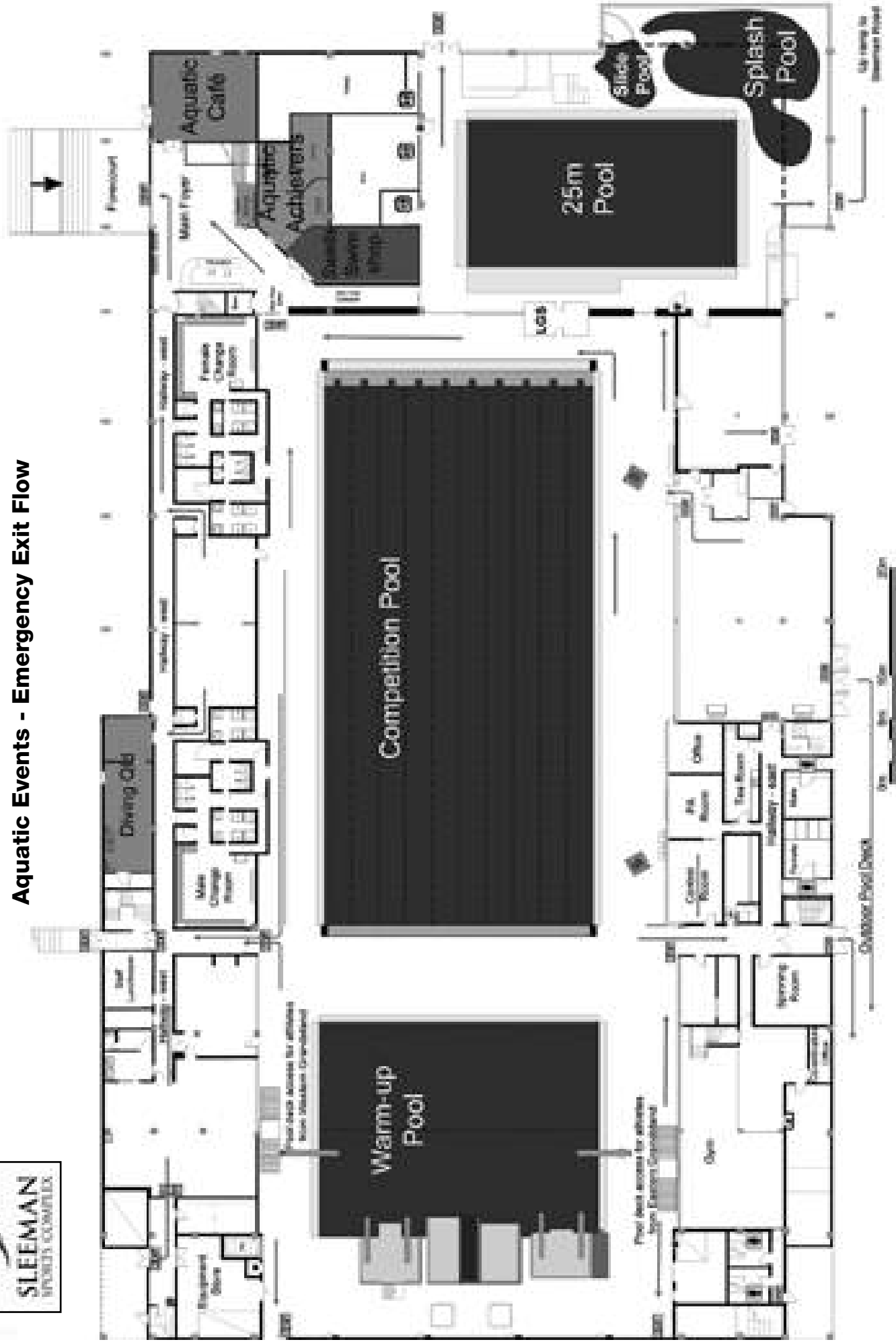
FIRE EXTINGUISHER OPERATION

- ⊖ Stand well back from fire (two to four paces)
- ⊖ Always face the fire with your back to a clear doorway
- ⊖ Pull pin on fire extinguisher
- ⊖ Squeeze lever
- ⊖ Direct at fire operating with a slow side to side motion
- ⊖ Slowly move closer towards the fire as it diminishes. (remain at least one pace away)

Brisbane Aquatic Centre - Level 2



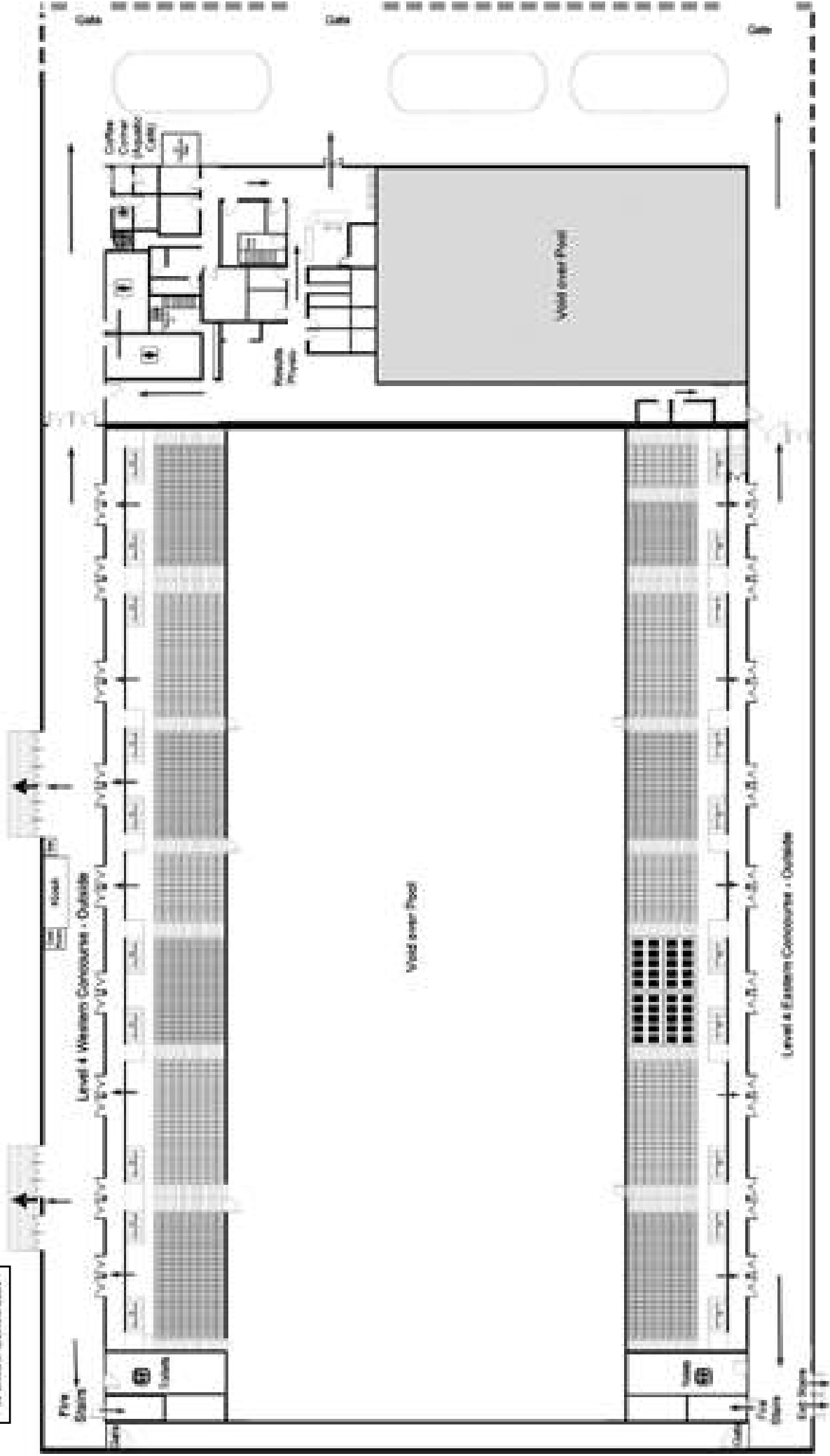
Aquatic Events - Emergency Exit Flow



Brisbane Aquatic Centre - Level 4

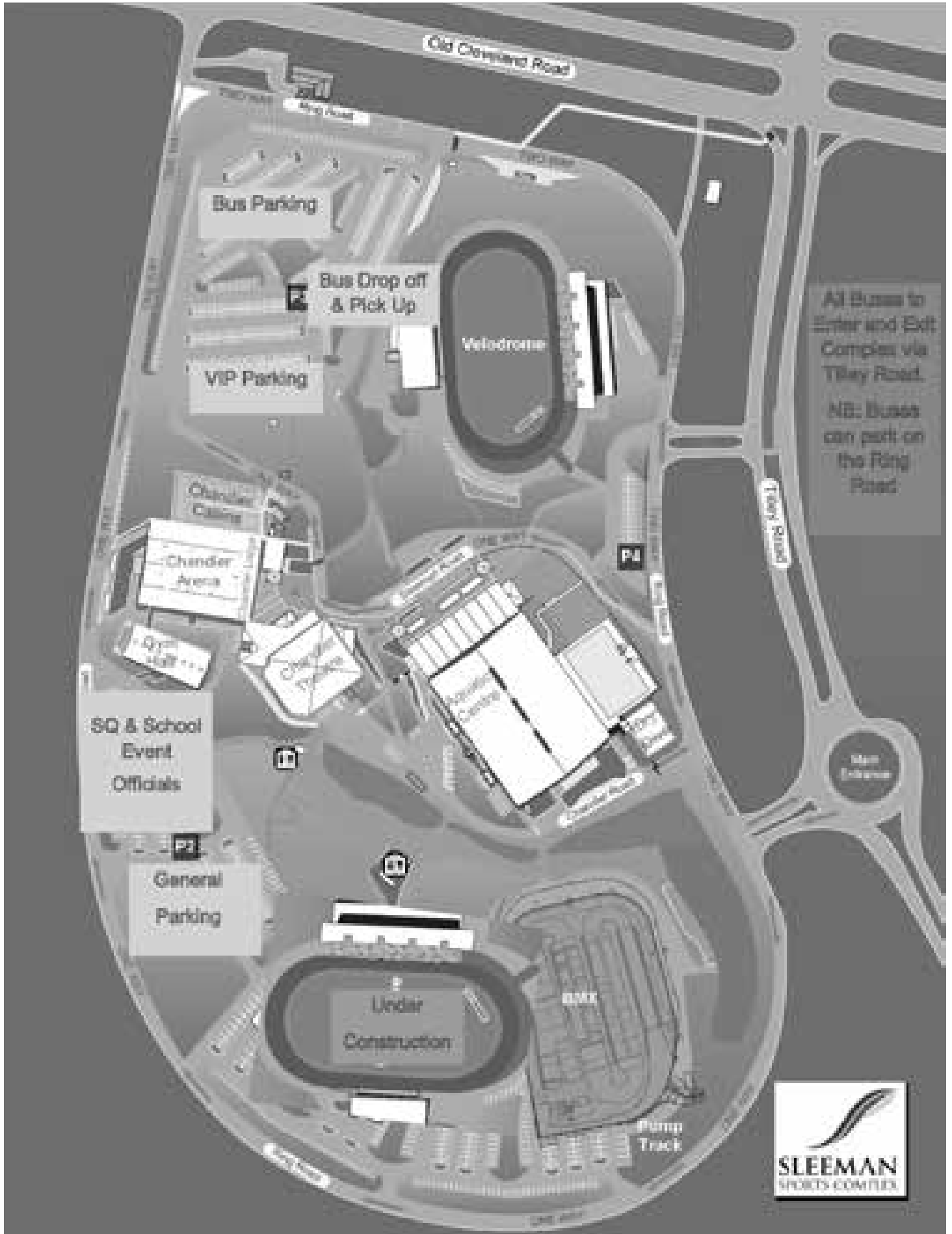


Aquatic Events - Emergency Exit Flow



GPS Swimming Championships - Parking Plan

SLEEMAN SPORTS COMPLEX Pre and Event



ACKNOWLEDGEMENTS

HEADMASTERS MANAGEMENT COMMITTEE

Chairman: Mr. W. HAYNES (Brisbane State High School)
Vice Chairman: Mr. G. WAIN (The Southport School)
Treasurer: Mr. G. Mc DONALD (Brisbane Boys' College)
Dr. A. CAMPBELL (Anglican Church Grammar School)
Mr. A. MICALLEF (Brisbane Grammar School)
Dr. M. CARROLL (Gregory Terrace)
Mr. R. HENDERSON (Ipswich Grammar School)
Mr. P. FULLAGAR (Nudgee College)
Mr. P. HAUSER (Toowoomba Grammar School)

Executive Officer: Ms N. L'Efevre

SPORT AND ACTIVITIES COMMITTEE

Chairman: Mr. W. NIVEN (Brisbane State High School)
Mr. T. GOODRICK (Anglican Church Grammar School)
Mr. M. DWYER (Brisbane Boys' College)
Mr. R. COCHRANE (Brisbane Grammar School)
Mr. D. WRIGHT (Gregory Terrace)
Mr. N. GREIVE (Ipswich Grammar School)
Mr. G. THORNE (Nudgee College)
Mr. S. TASKER (Toowoomba Grammar School)
Mr. B. HAIN (The Southport School)

GPS SWIMMING SUB-COMMITTEE

Chairman: Mr. G. THORNE (Nudgee College)
Mr. M. LORRIMER (Anglican Church Grammar School)
Mr. A. HOSKING (Brisbane Boys' College)
Mr. G. MASTERS / Mr. G. Mc FARLANE (Brisbane Grammar School)
Mr. A. PETERMAN (Brisbane State High School)
Mr. M. MacDERMOTT (Gregory Terrace)
Ms. J. CHANDLER/ Mr. G. FASALA (Ipswich Grammar School)
Mr. J. KROGH (Nudgee College)
Mr. R. McLEAN/Mr. I. WAITES/ Mr. D. ANDERSON (Toowoomba Grammar School)
Mr. L. DU FEU/ Mr. D. PROUD (The Southport School)

SCHOOL CAPTAINS OF SWIMMING 2015

Jacob Taylor (Anglican Church Grammar School)
Elliott Mitchell (Brisbane Boys' College)
Lachlan Sommerville (Brisbane Grammar School)
Matthew Nguyen and Matthew Head (Brisbane State High School)
Ton Proberts and Louis Townsend (Gregory Terrace)
Oliver Pie & Jack Scully (Ipswich Grammar School)
Jack Donovan (Nudgee College)
BJ Oates and Alan Gibson (Toowoomba Grammar School)
Max Statham (The Southport School)



The GPS Association acknowledges the support and co-operation of the following organizations in the conduct of this event:

- Officials provided by all GPS schools
- Emergency Medics (EM)
- Brisbane Aquatic Centre at the Sleeman Sports Complex
- Technical Officials from Swimming Queensland

GPS SWIMMING PROGRAM 2015

TECHNICAL OFFICIALS FROM SWIMMING QUEENSLAND

2nd CARNIVAL 10 Years & Under - 12 Years & Under

- Lori Chaplin
- Ted Curtis
- Wilf Coombes
- Garry Gibson
- Helen Holmes
- Jitu King-Meagher
- Peter Turnbull

92nd CARNIVAL 13 Years & Under - Open

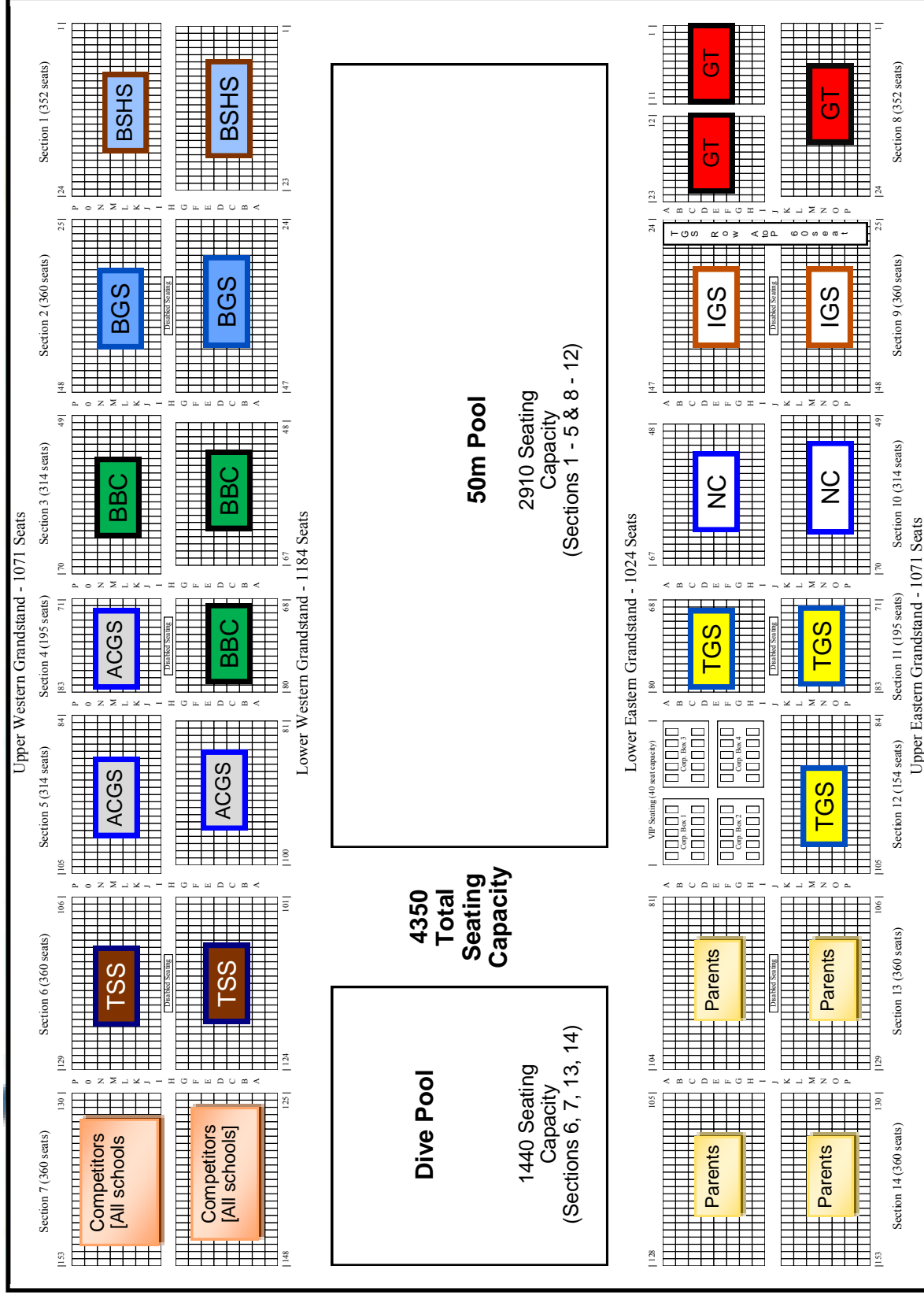
- Amanda Bedford
- Steve Carsley
- Lori Chaplin
- Wilf Coombes
- Ted Curtis
- Garry Gibson
- Teresa Goddard
- David Gregory
- Helen Holmes
- Jitu King-Meagher
- Julie McGinley
- Peter Turnbull
- Susan Weldon



Brisbane Aquatic Centre - 2015 GPS Swimming Seating Plan

| | |
|-------------------|--------------------------------|
| TSS 360 seats | The Southport School |
| ACGS 405 seats | Anglican Church Grammar School |
| BBC 418 seats | Brisbane Boys' College |
| BGS 360 seats | Brisbane Grammar School |
| BSHS 352 seats | Brisbane State High School |

| | |
|------------------|--------------------------|
| TGS 349 seats | Toowoomba Grammar School |
| NC 314 seats | Nudgee College |
| IGS 360 seats | Ipswich Grammar School |
| GT 352 seats | Gregory Terrace |



Major Sports
Facilities Authority
Queensland Government



GREAT VENUES → GOOD TIMES



GPS

The Great Public Schools'
Association of Queensland Incorporated



PO Box 465
Springhill Qld 4004

P: 07 3358 1556
F: 07 3358 2553

www.gpsqld.org.au